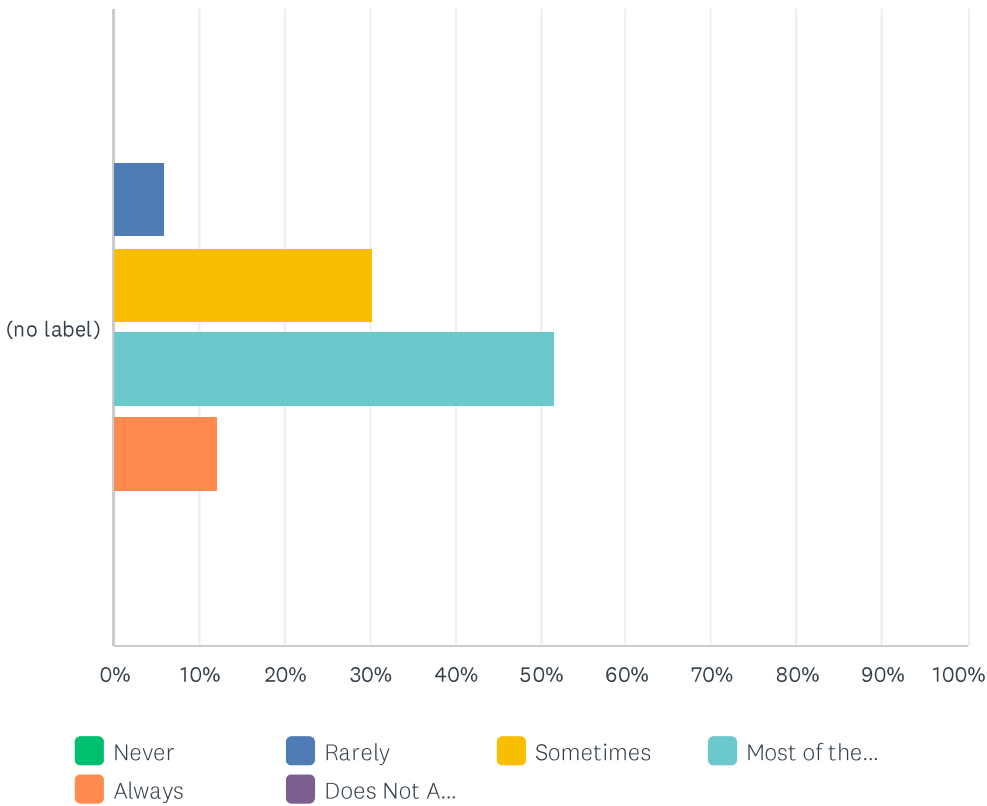


Q1 The staff involve me in decisions about my care

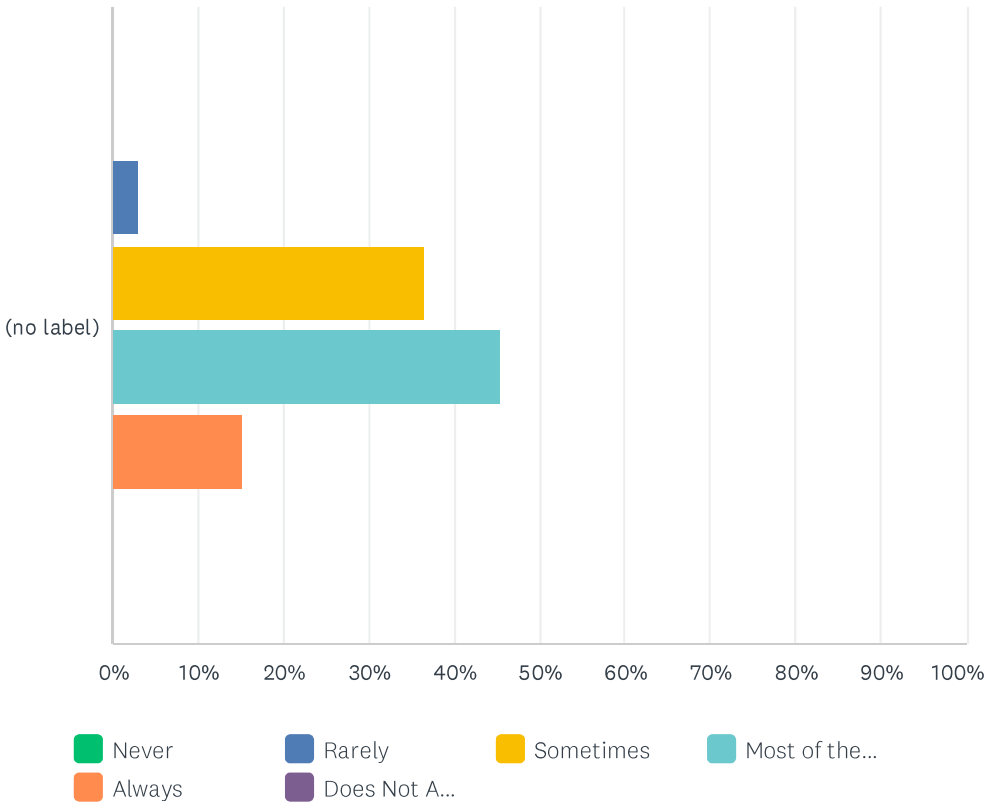
Answered: 33    Skipped: 0



	NEVER	RARELY	SOMETIMES	MOST OF THE TIME	ALWAYS	DOES NOT APPLY TO ME	TOTAL	WEIGHTED AVERAGE
(no label)	0.00% 0	6.06% 2	30.30% 10	51.52% 17	12.12% 4	0.00% 0	33	3.70

Q2 Staff respect my likes/dislikes

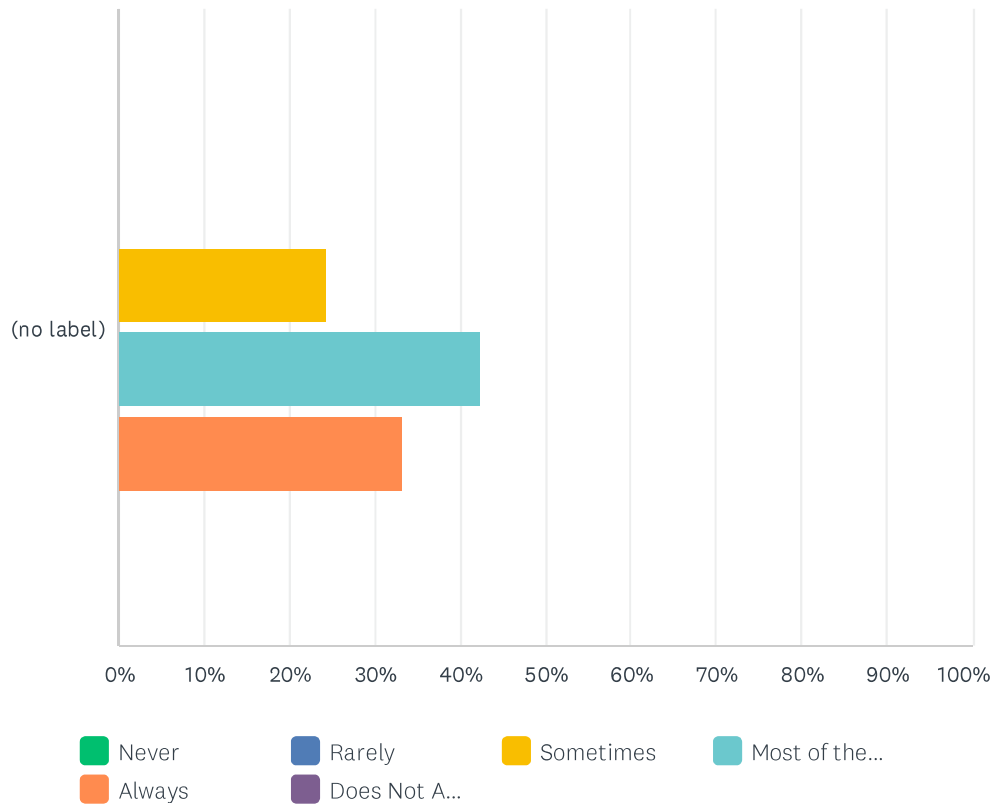
Answered: 33    Skipped: 0



	NEVER	RARELY	SOMETIMES	MOST OF THE TIME	ALWAYS	DOES NOT APPLY TO ME	TOTAL	WEIGHTED AVERAGE
(no label)	0.00% 0	3.03% 1	36.36% 12	45.45% 15	15.15% 5	0.00% 0	33	3.73

Q3 Staff treat me with respect

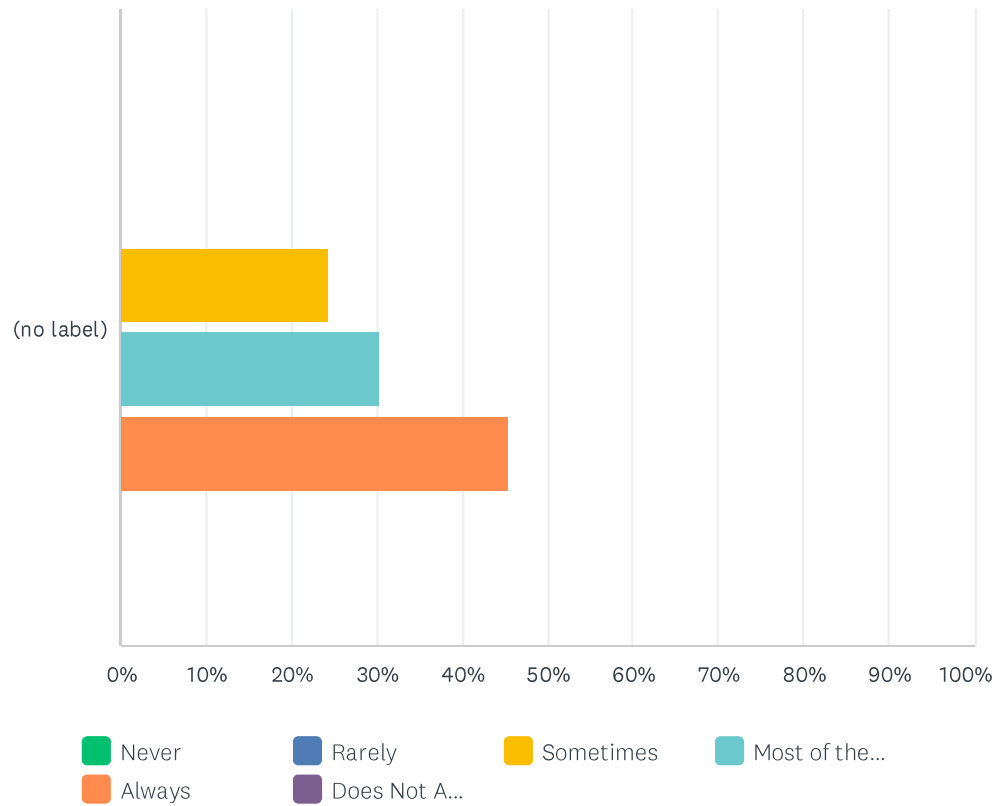
Answered: 33    Skipped: 0



	NEVER	RARELY	SOMETIMES	MOST OF THE TIME	ALWAYS	DOES NOT APPLY TO ME	TOTAL	WEIGHTED AVERAGE
(no label)	0.00% 0	0.00% 0	24.24% 8	42.42% 14	33.33% 11	0.00% 0	33	4.09

Q4 I get my personal care needs met (bathing, grooming, dressing)

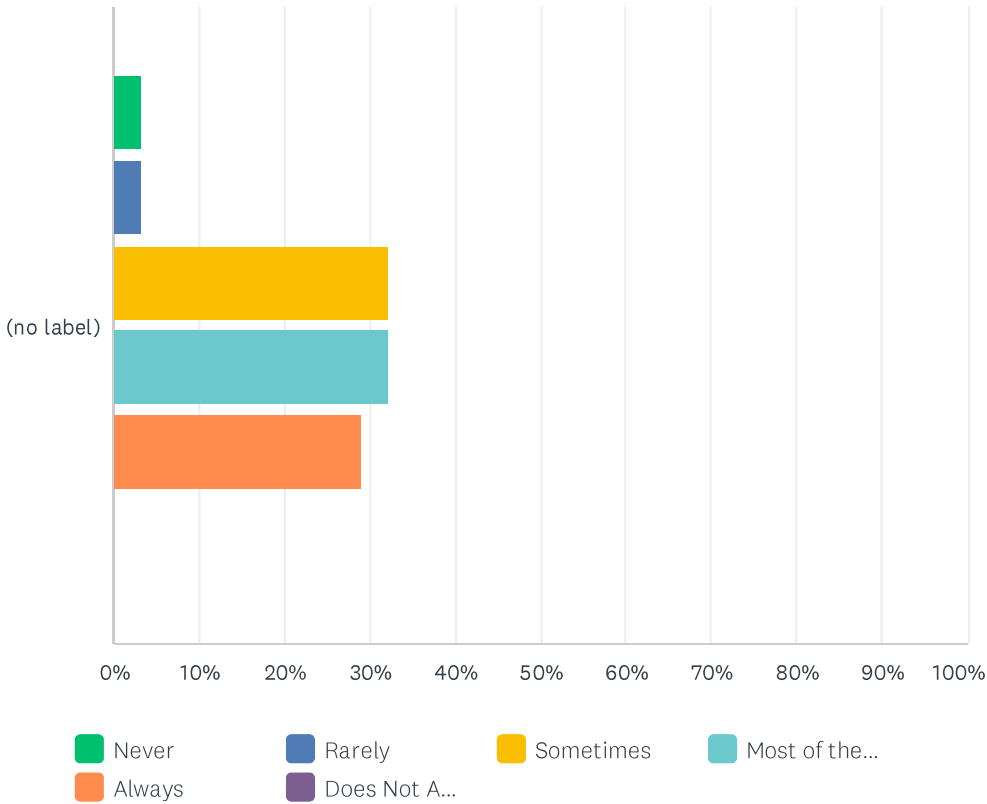
Answered: 33 Skipped: 0



	NEVER	RARELY	SOMETIMES	MOST OF THE TIME	ALWAYS	DOES NOT APPLY TO ME	TOTAL	WEIGHTED AVERAGE
(no label)	0.00% 0	0.00% 0	24.24% 8	30.30% 10	45.45% 15	0.00% 0	33	4.21

Q5 My privacy is respected

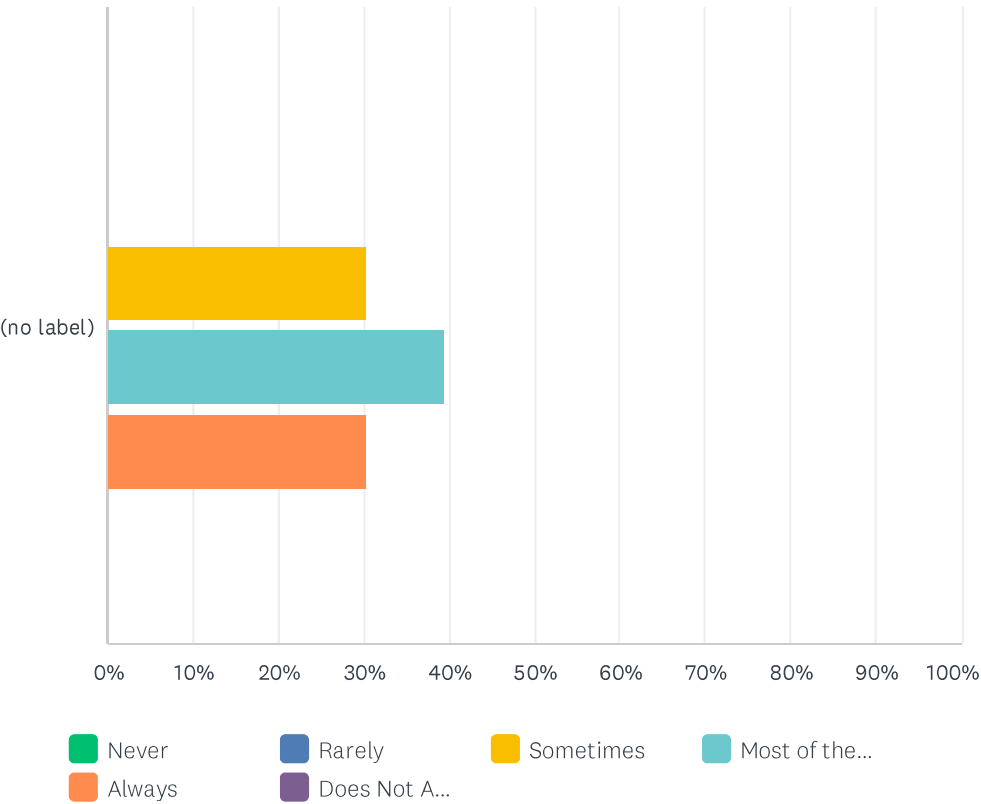
Answered: 31    Skipped: 2



	NEVER	RARELY	SOMETIMES	MOST OF THE TIME	ALWAYS	DOES NOT APPLY TO ME	TOTAL	WEIGHTED AVERAGE
(no label)	3.23% 1	3.23% 1	32.26% 10	32.26% 10	29.03% 9	0.00% 0	31	3.81

Q6 I am given choices and they are respected

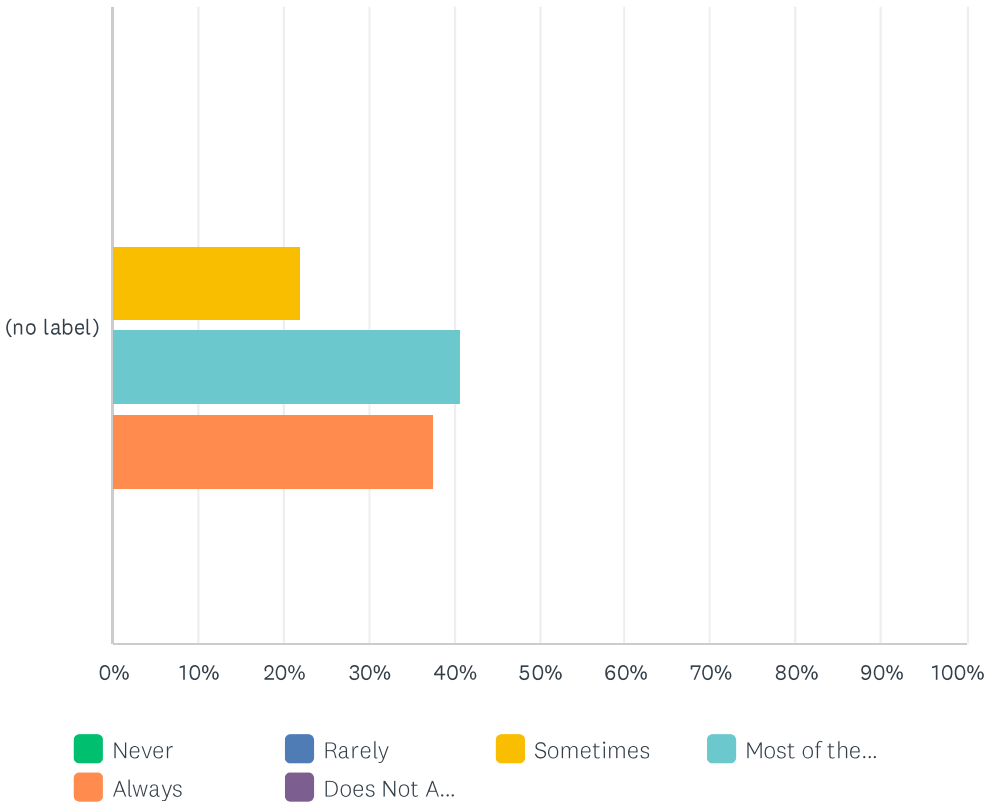
Answered: 33    Skipped: 0



	NEVER	RARELY	SOMETIMES	MOST OF THE TIME	ALWAYS	DOES NOT APPLY TO ME	TOTAL	WEIGHTED AVERAGE
(no label)	0.00% 0	0.00% 0	30.30% 10	39.39% 13	30.30% 10	0.00% 0	33	4.00

Q7 My abilities and strengths are supported and encouraged

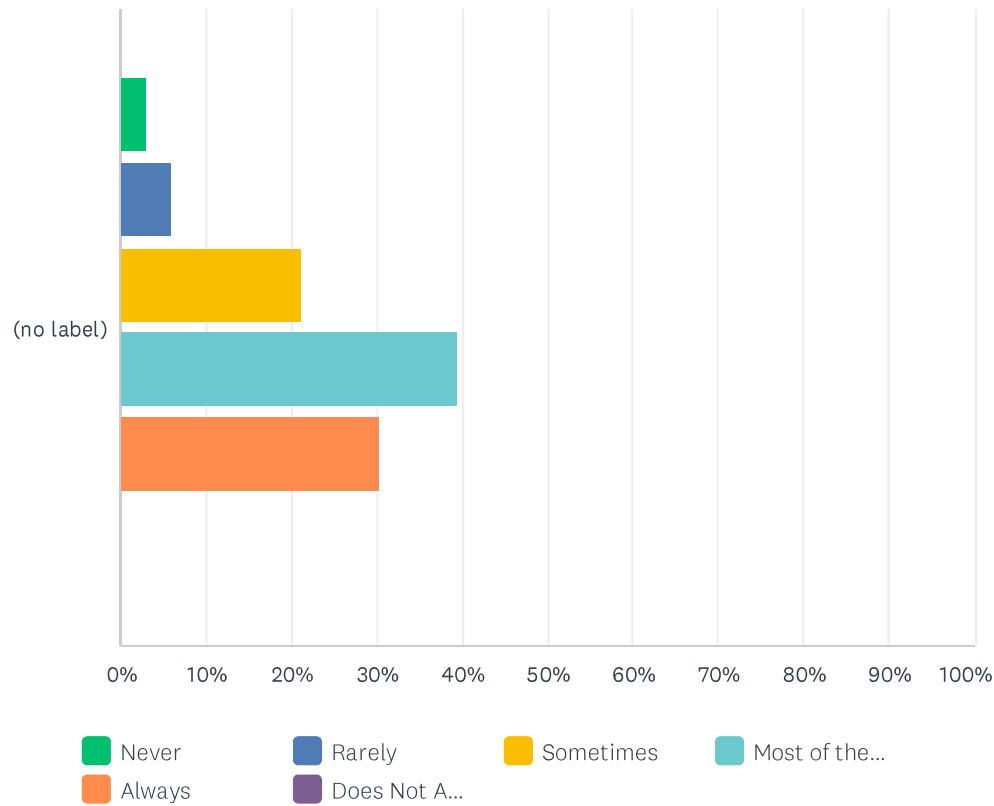
Answered: 32    Skipped: 1



	NEVER	RARELY	SOMETIMES	MOST OF THE TIME	ALWAYS	DOES NOT APPLY TO ME	TOTAL	WEIGHTED AVERAGE
(no label)	0.00% 0	0.00% 0	21.88% 7	40.63% 13	37.50% 12	0.00% 0	32	4.16

Q8 I can express my opinion without fear of consequences

Answered: 33    Skipped: 0

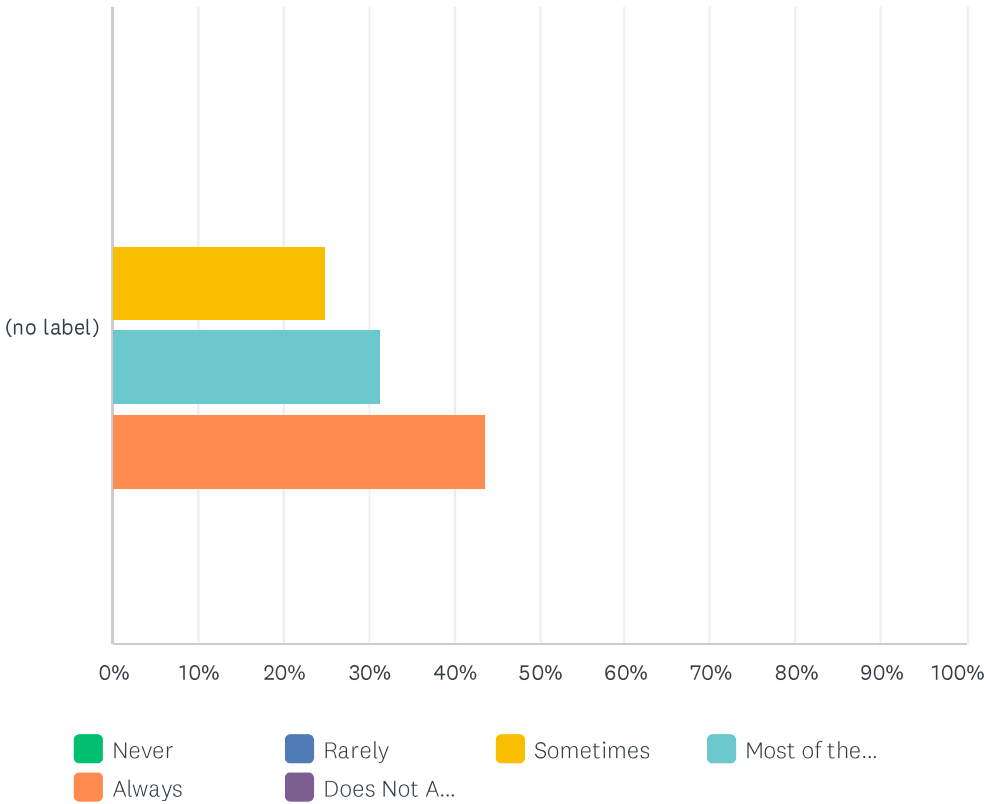


	NEVER	RARELY	SOMETIMES	MOST OF THE TIME	ALWAYS	DOES NOT APPLY TO ME	TOTAL	WEIGHTED AVERAGE
(no label)	3.03% 1	6.06% 2	21.21% 7	39.39% 13	30.30% 10	0.00% 0	33	3.88



Q9 The staff are good listeners

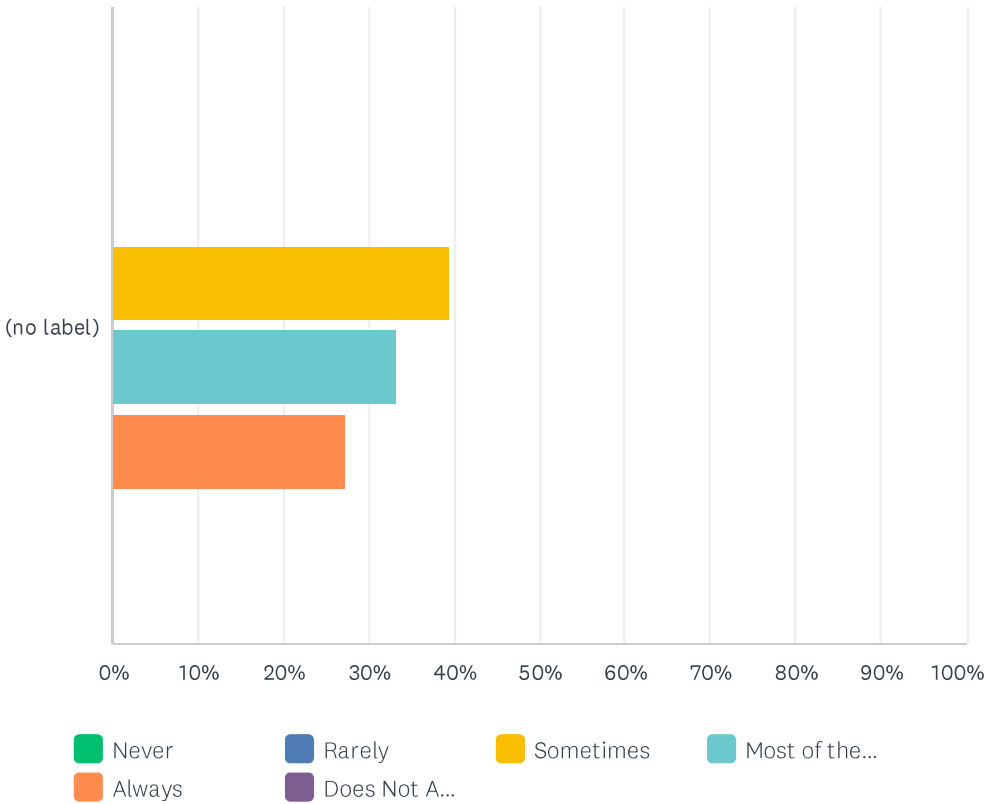
Answered: 32    Skipped: 1



	NEVER	RARELY	SOMETIMES	MOST OF THE TIME	ALWAYS	DOES NOT APPLY TO ME	TOTAL	WEIGHTED AVERAGE
(no label)	0.00% 0	0.00% 0	25.00% 8	31.25% 10	43.75% 14	0.00% 0	32	4.19

Q10 Staff respond promptly when I call

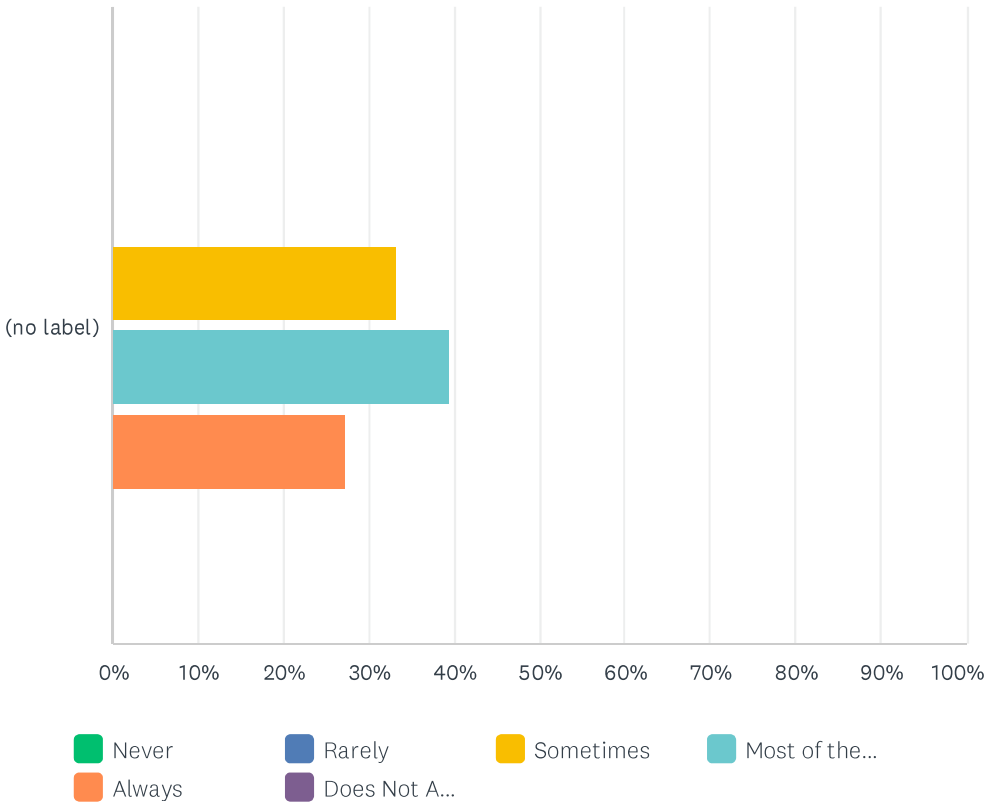
Answered: 33    Skipped: 0



	NEVER	RARELY	SOMETIMES	MOST OF THE TIME	ALWAYS	DOES NOT APPLY TO ME	TOTAL	WEIGHTED AVERAGE
(no label)	0.00% 0	0.00% 0	39.39% 13	33.33% 11	27.27% 9	0.00% 0	33	3.88

Q11 Staff pay attention to me and the other residents

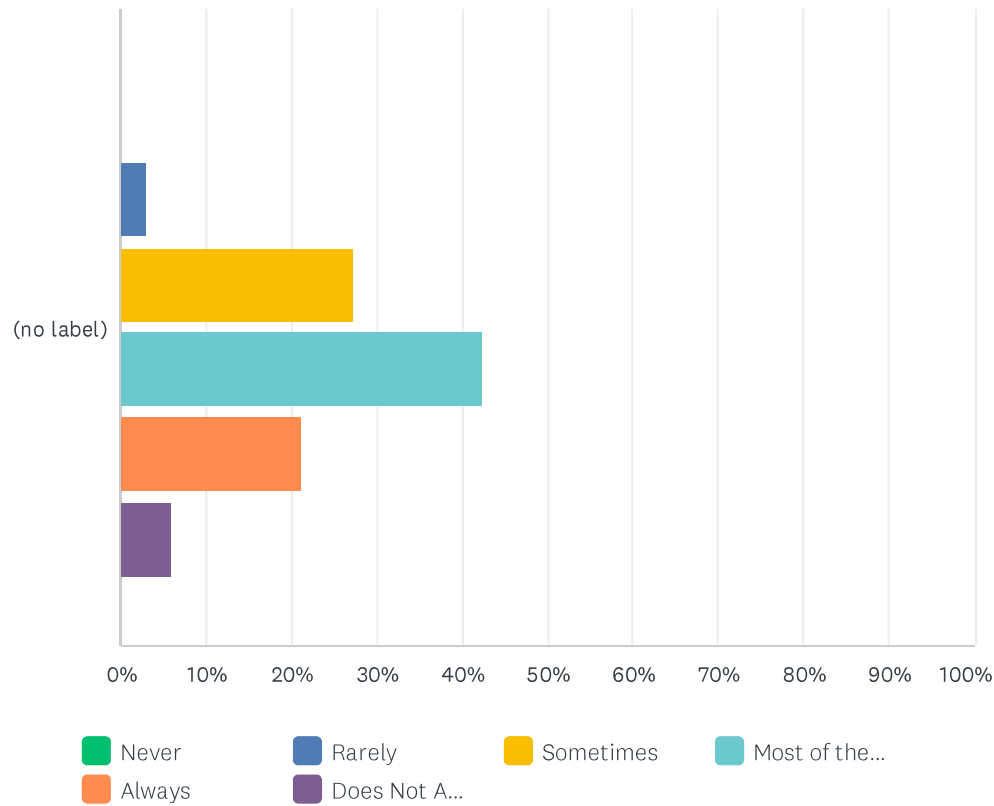
Answered: 33    Skipped: 0



	NEVER	RARELY	SOMETIMES	MOST OF THE TIME	ALWAYS	DOES NOT APPLY TO ME	TOTAL	WEIGHTED AVERAGE
(no label)	0.00% 0	0.00% 0	33.33% 11	39.39% 13	27.27% 9	0.00% 0	33	3.94

Q12 Staff are there when I need them emotionally

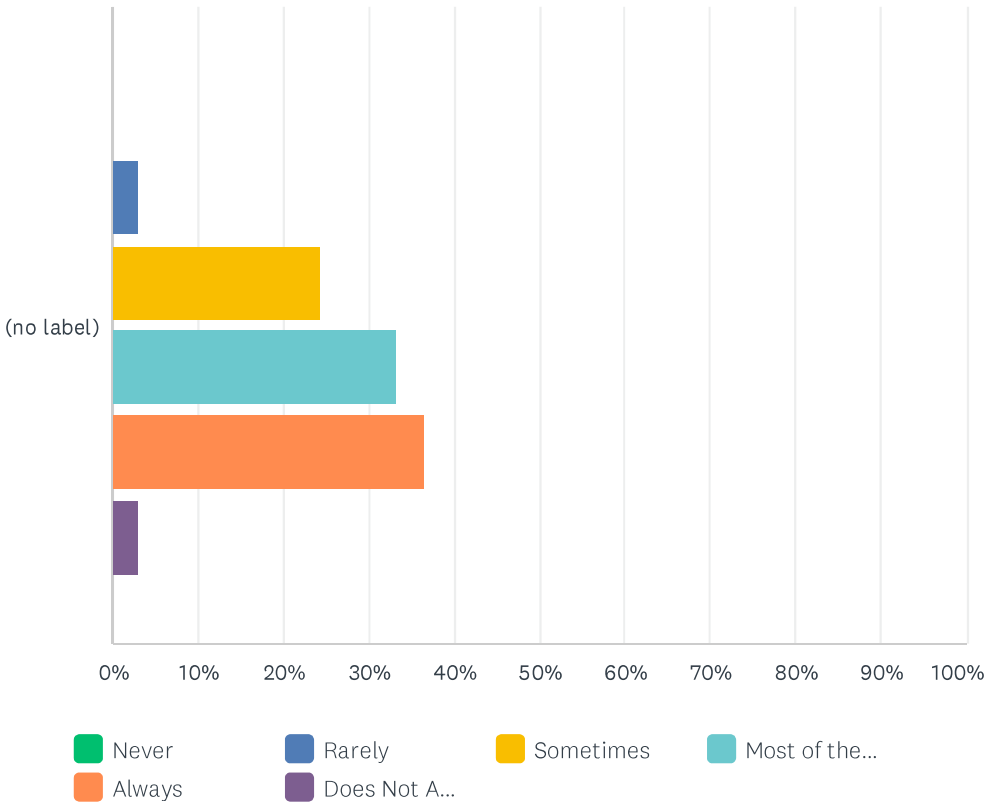
Answered: 33    Skipped: 0



	NEVER	RARELY	SOMETIMES	MOST OF THE TIME	ALWAYS	DOES NOT APPLY TO ME	TOTAL	WEIGHTED AVERAGE
(no label)	0.00% 0	3.03% 1	27.27% 9	42.42% 14	21.21% 7	6.06% 2	33	3.87

Q13 I feel safe in my room

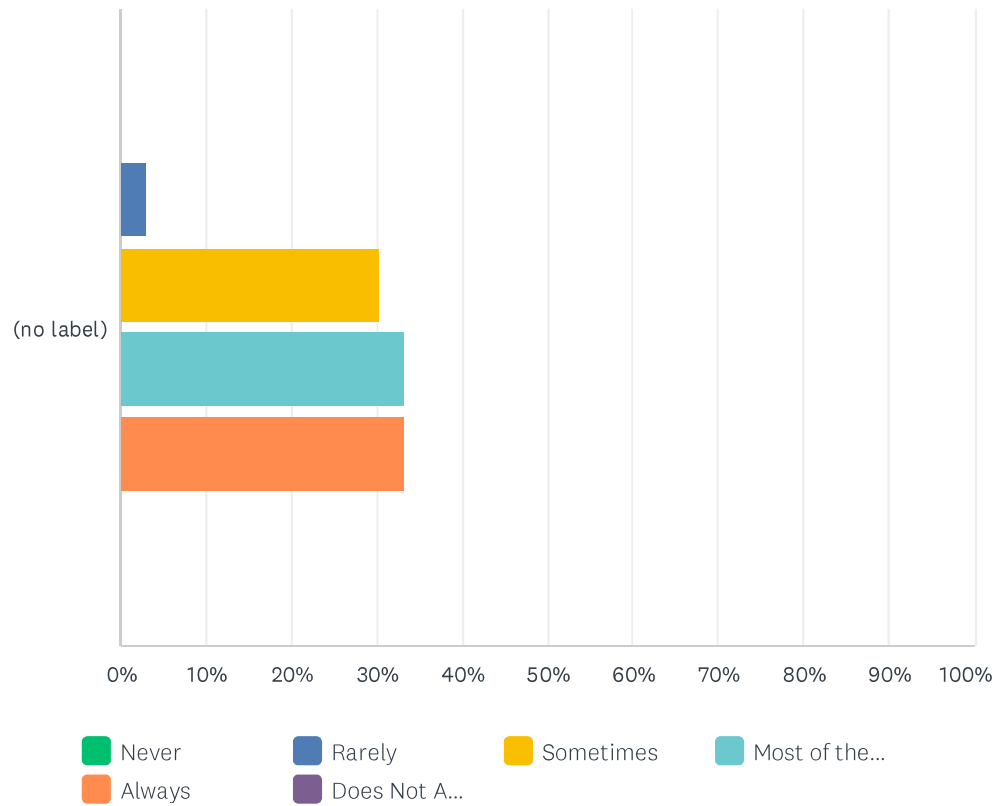
Answered: 33    Skipped: 0



	NEVER	RARELY	SOMETIMES	MOST OF THE TIME	ALWAYS	DOES NOT APPLY TO ME	TOTAL	WEIGHTED AVERAGE
(no label)	0.00% 0	3.03% 1	24.24% 8	33.33% 11	36.36% 12	3.03% 1	33	4.06

Q14 The staff tell me why they come to your room

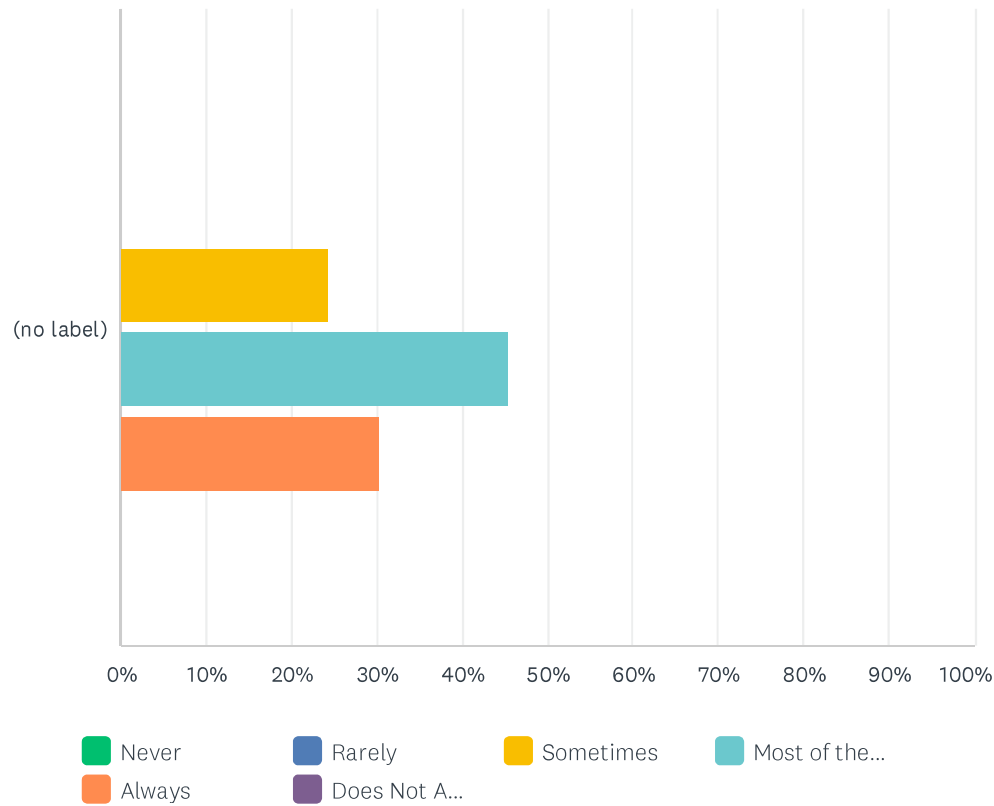
Answered: 33    Skipped: 0



	NEVER	RARELY	SOMETIMES	MOST OF THE TIME	ALWAYS	DOES NOT APPLY TO ME	TOTAL	WEIGHTED AVERAGE
(no label)	0.00% 0	3.03% 1	30.30% 10	33.33% 11	33.33% 11	0.00% 0	33	3.97

Q15 The staff act in a professional manner when they deal with me

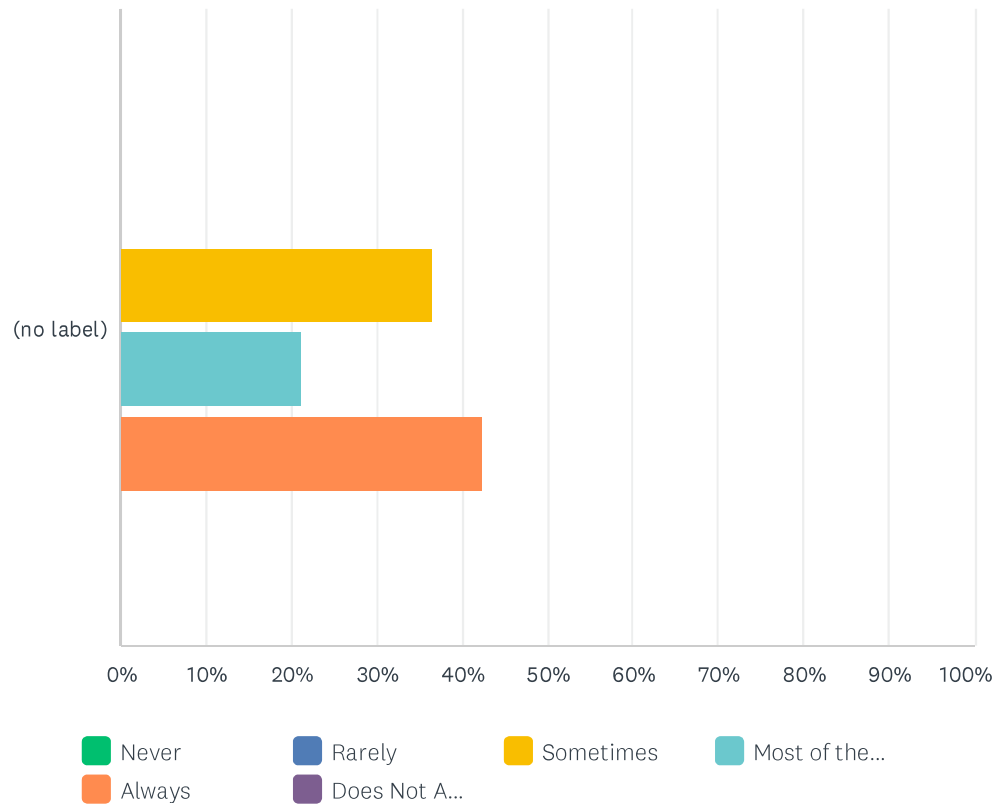
Answered: 33    Skipped: 0



	NEVER	RARELY	SOMETIMES	MOST OF THE TIME	ALWAYS	DOES NOT APPLY TO ME	TOTAL	WEIGHTED AVERAGE
(no label)	0.00% 0	0.00% 0	24.24% 8	45.45% 15	30.30% 10	0.00% 0	33	4.06

Q16 Overall, I am happy with the nursing care

Answered: 33    Skipped: 0

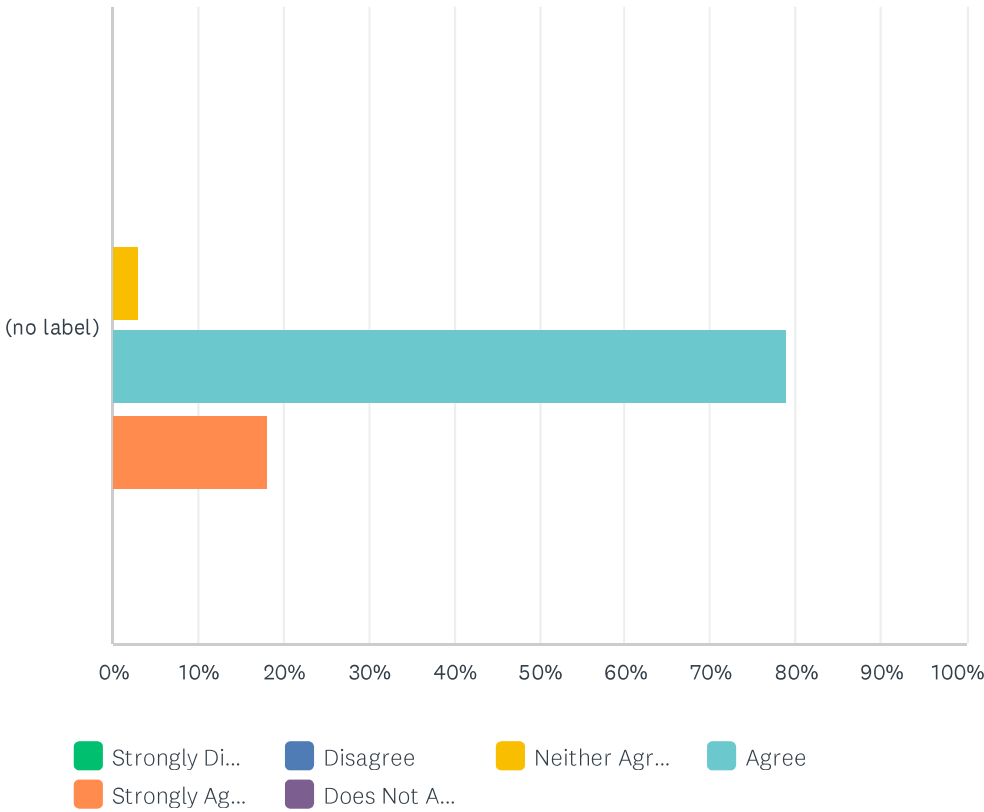


	NEVER	RARELY	SOMETIMES	MOST OF THE TIME	ALWAYS	DOES NOT APPLY TO ME	TOTAL	WEIGHTED AVERAGE
(no label)	0.00% 0	0.00% 0	36.36% 12	21.21% 7	42.42% 14	0.00% 0	33	4.06



Q17 The staff are friendly and courteous

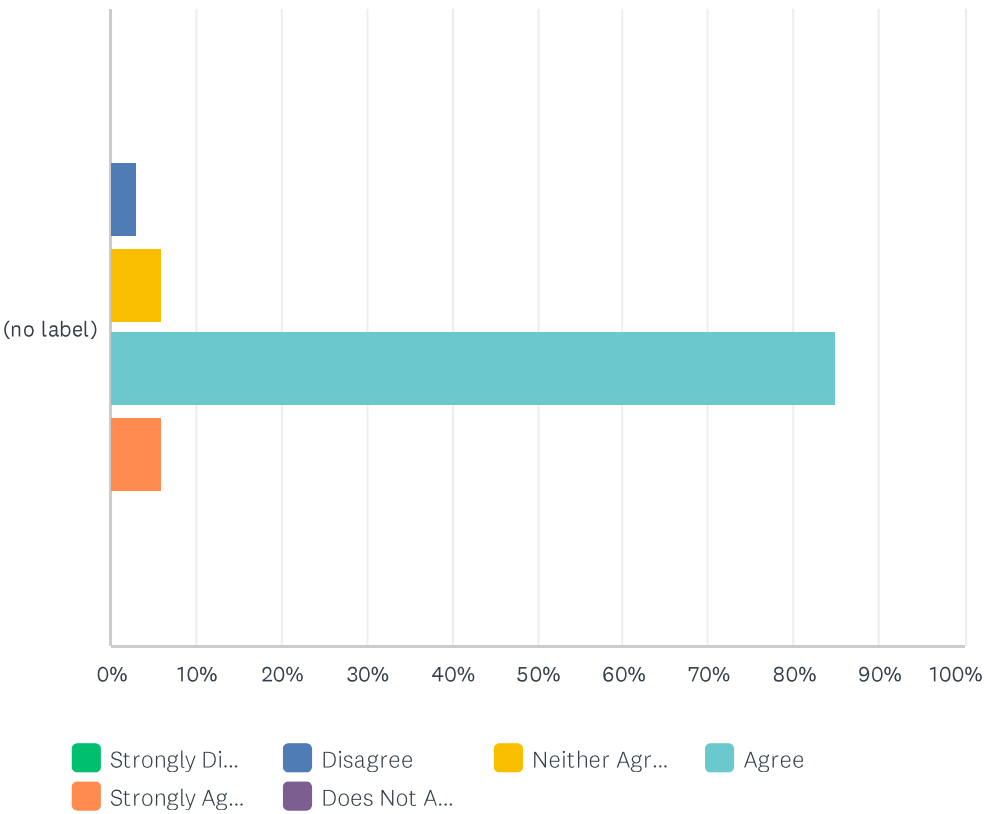
Answered: 33    Skipped: 0



	STRONGLY DISAGREE	DISAGREE	NEITHER AGREE OR DISAGREE	AGREE	STRONGLY AGREE	DOES NOT APPLY TO ME	TOTAL	WEIGHTED AVERAGE
(no label)	0.00% 0	0.00% 0	3.03% 1	78.79% 26	18.18% 6	0.00% 0	33	4.15

Q18 Do the staff take time to have conversations with the residents?

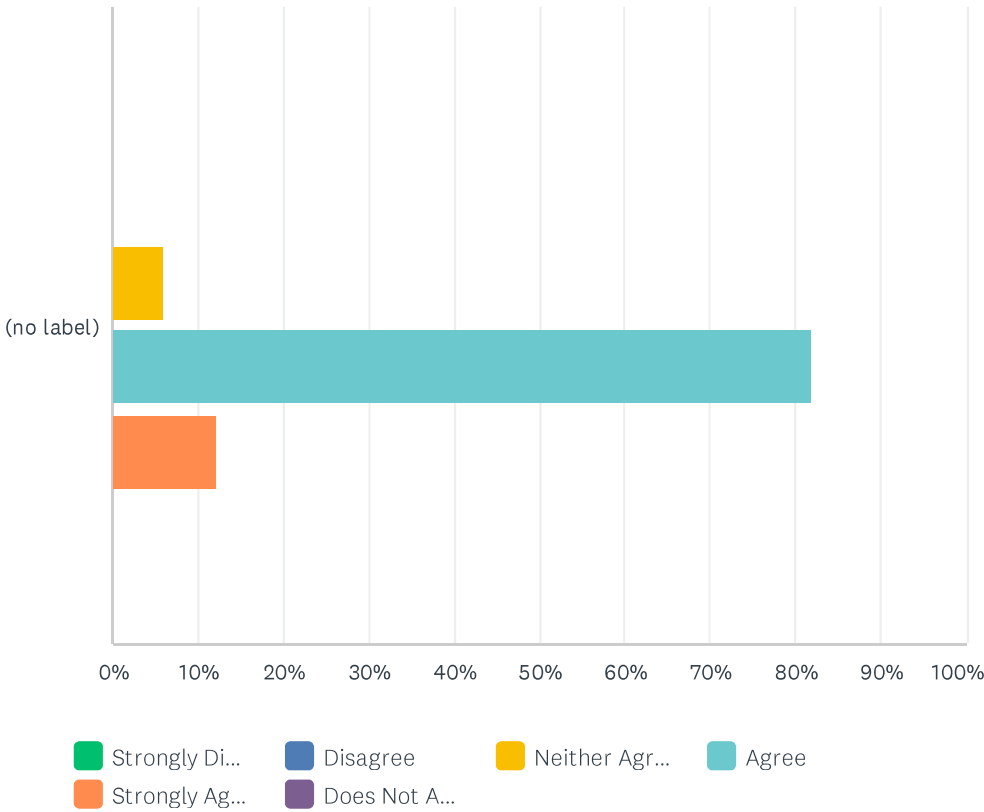
Answered: 33    Skipped: 0



	STRONGLY DISAGREE	DISAGREE	NEITHER AGREE OR DISAGREE	AGREE	STRONGLY AGREE	DOES NOT APPLY TO ME	TOTAL	WEIGHTED AVERAGE
(no label)	0.00% 0	3.03% 1	6.06% 2	84.85% 28	6.06% 2	0.00% 0	33	3.94

Q19 When I tell the staff a concern I feel they listen

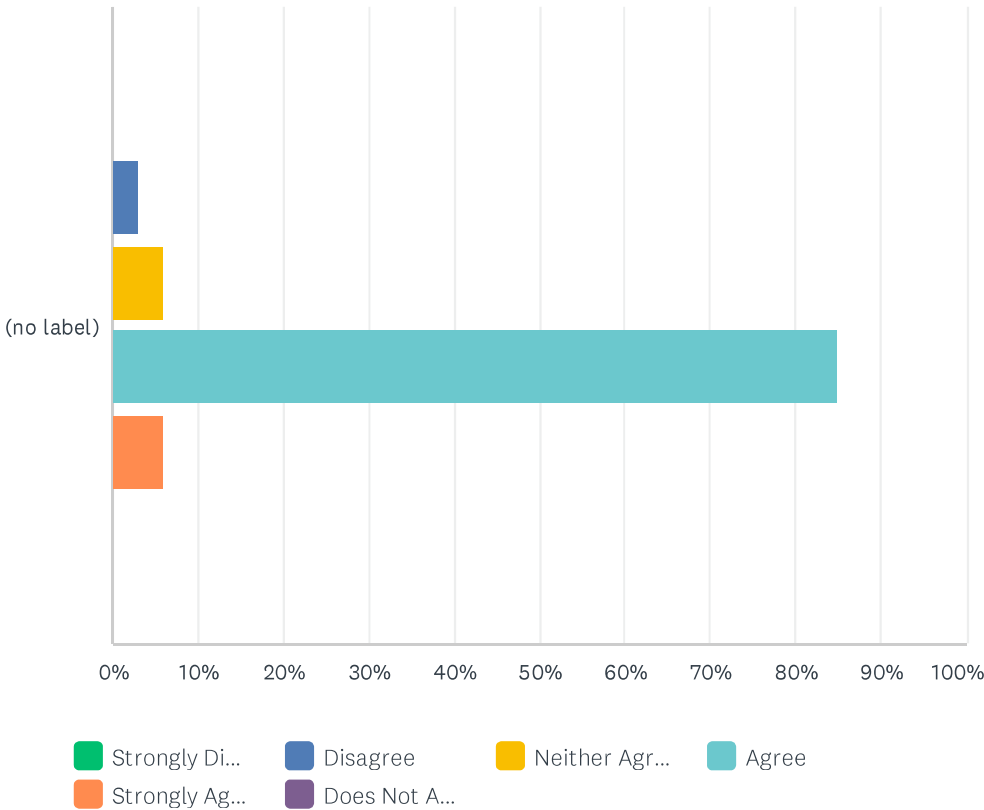
Answered: 33    Skipped: 0



	STRONGLY DISAGREE	DISAGREE	NEITHER AGREE OR DISAGREE	AGREE	STRONGLY AGREE	DOES NOT APPLY TO ME	TOTAL	WEIGHTED AVERAGE
(no label)	0.00% 0	0.00% 0	6.06% 2	81.82% 27	12.12% 4	0.00% 0	33	4.06

Q20 Do problems get resolved in a timely manner?

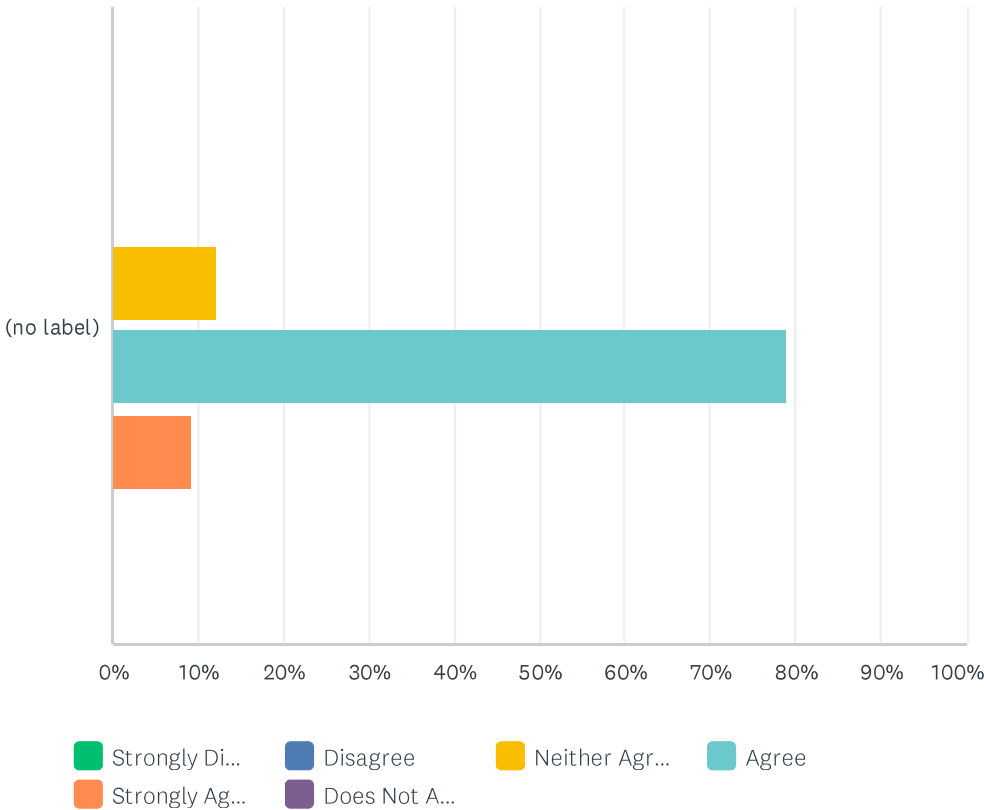
Answered: 33    Skipped: 0



	STRONGLY DISAGREE	DISAGREE	NEITHER AGREE OR DISAGREE	AGREE	STRONGLY AGREE	DOES NOT APPLY TO ME	TOTAL	WEIGHTED AVERAGE
(no label)	0.00% 0	3.03% 1	6.06% 2	84.85% 28	6.06% 2	0.00% 0	33	3.94

Q21 Are you given feedback/ answers to your questions and concerns?

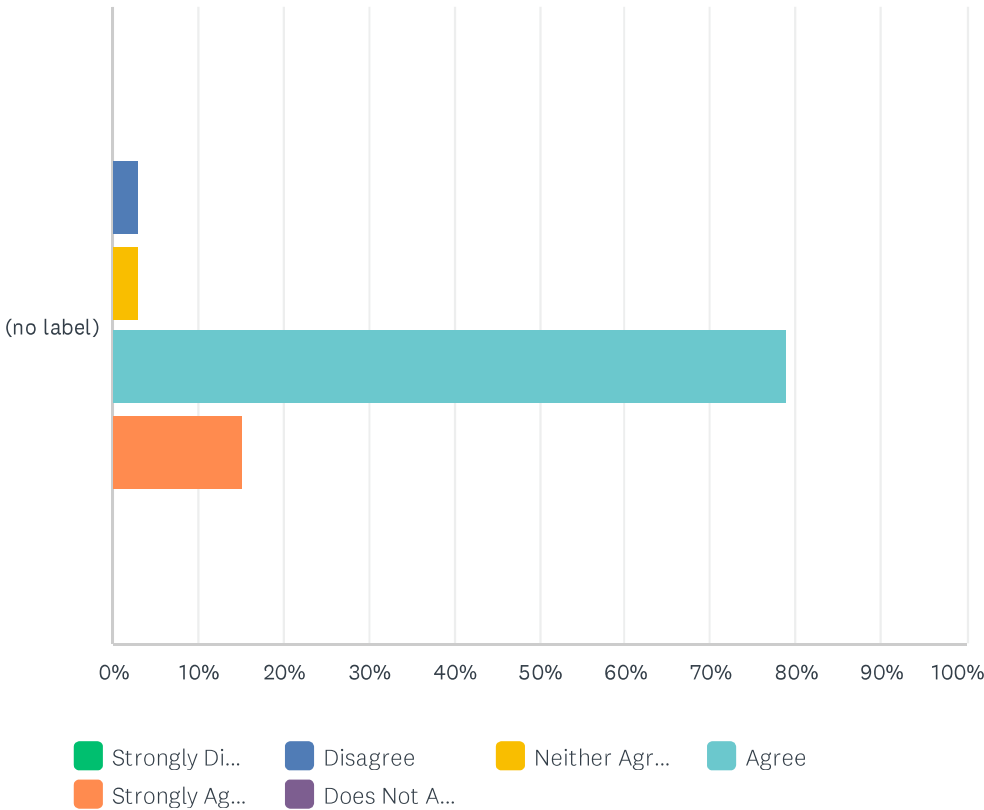
Answered: 33    Skipped: 0



	STRONGLY DISAGREE	DISAGREE	NEITHER AGREE OR DISAGREE	AGREE	STRONGLY AGREE	DOES NOT APPLY TO ME	TOTAL	WEIGHTED AVERAGE
(no label)	0.00% 0	0.00% 0	12.12% 4	78.79% 26	9.09% 3	0.00% 0	33	3.97

Q22 Overall, I'm satisfied with how problems are handled

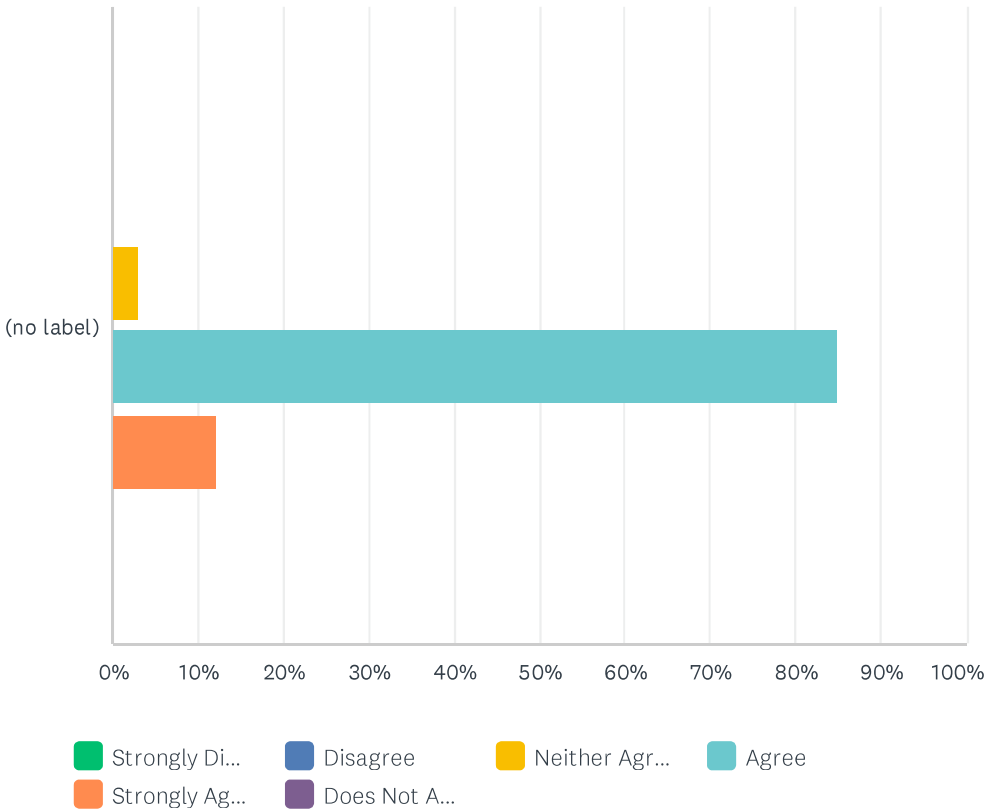
Answered: 33    Skipped: 0



	STRONGLY DISAGREE	DISAGREE	NEITHER AGREE OR DISAGREE	AGREE	STRONGLY AGREE	DOES NOT APPLY TO ME	TOTAL	WEIGHTED AVERAGE
(no label)	0.00% 0	3.03% 1	3.03% 1	78.79% 26	15.15% 5	0.00% 0	33	4.06

Q23 The home is kept clean

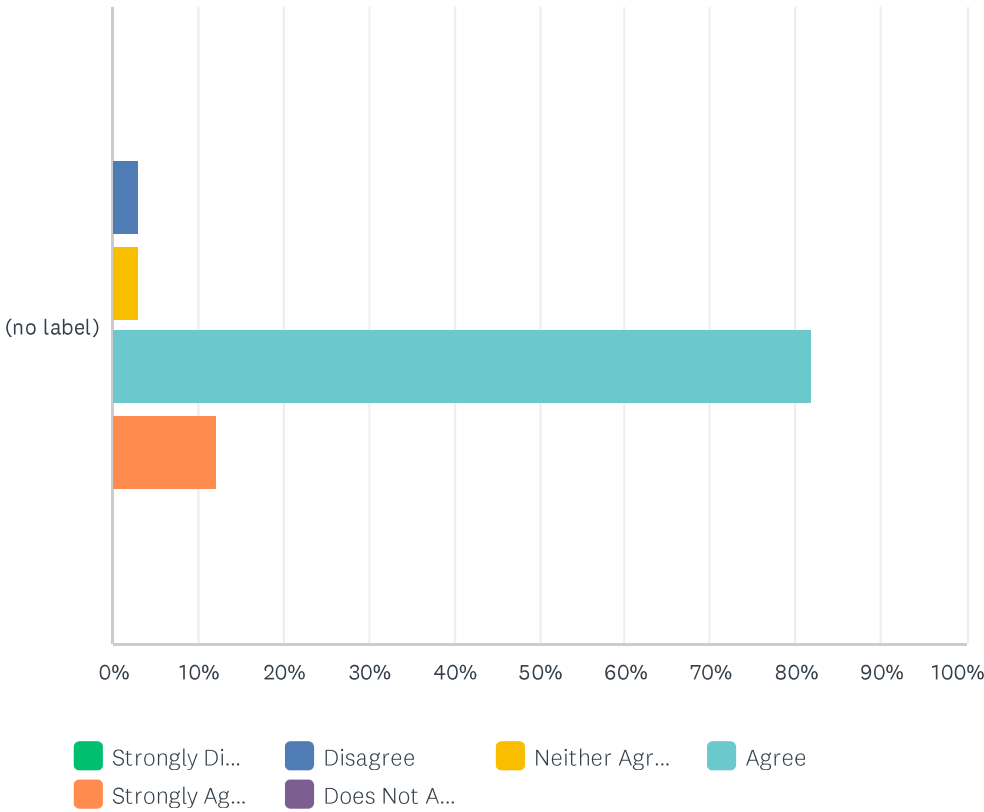
Answered: 33    Skipped: 0



	STRONGLY DISAGREE	DISAGREE	NEITHER AGREE OR DISAGREE	AGREE	STRONGLY AGREE	DOES NOT APPLY TO ME	TOTAL	WEIGHTED AVERAGE
(no label)	0.00% 0	0.00% 0	3.03% 1	84.85% 28	12.12% 4	0.00% 0	33	4.09

Q24 The home is well maintained

Answered: 33    Skipped: 0

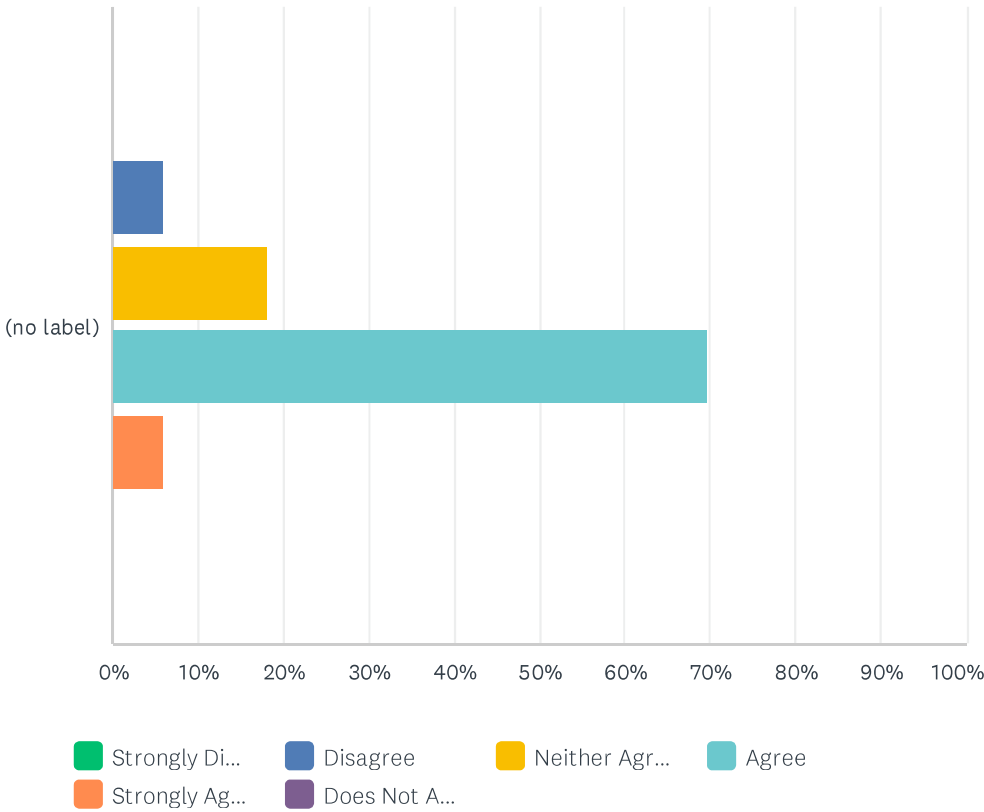


	STRONGLY DISAGREE	DISAGREE	NEITHER AGREE OR DISAGREE	AGREE	STRONGLY AGREE	DOES NOT APPLY TO ME	TOTAL	WEIGHTED AVERAGE
(no label)	0.00% 0	3.03% 1	3.03% 1	81.82% 27	12.12% 4	0.00% 0	33	4.03



Q25 The gardens and grounds outside are well maintained

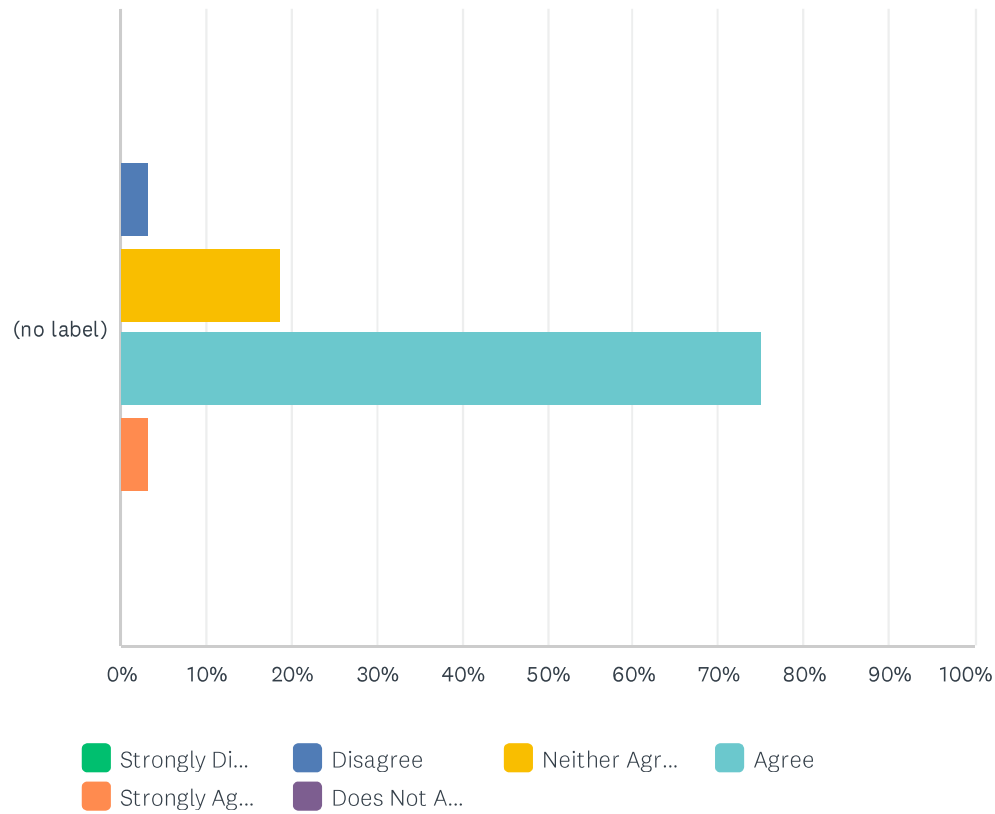
Answered: 33    Skipped: 0



	STRONGLY DISAGREE	DISAGREE	NEITHER AGREE OR DISAGREE	AGREE	STRONGLY AGREE	DOES NOT APPLY TO ME	TOTAL	WEIGHTED AVERAGE
(no label)	0.00% 0	6.06% 2	18.18% 6	69.70% 23	6.06% 2	0.00% 0	33	3.76

Q26 The décor in shared public areas is warm and inviting

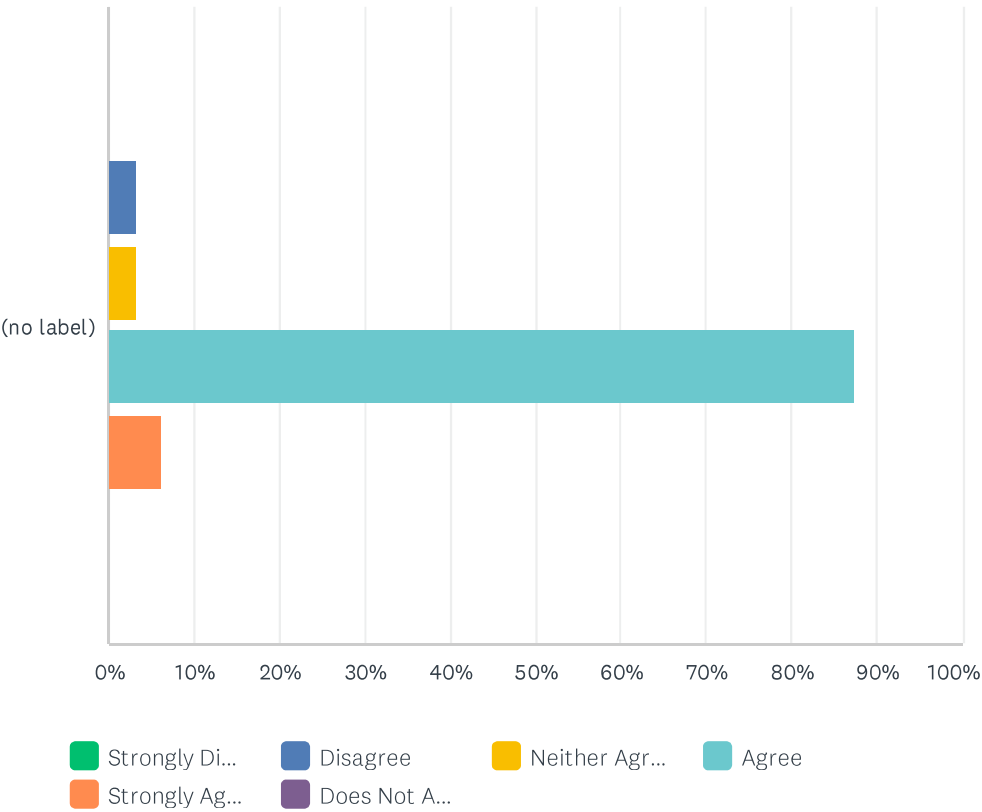
Answered: 32    Skipped: 1



	STRONGLY DISAGREE	DISAGREE	NEITHER AGREE OR DISAGREE	AGREE	STRONGLY AGREE	DOES NOT APPLY TO ME	TOTAL	WEIGHTED AVERAGE
(no label)	0.00% 0	3.13% 1	18.75% 6	75.00% 24	3.13% 1	0.00% 0	32	3.78

Q27 There is a home-like feel to our home

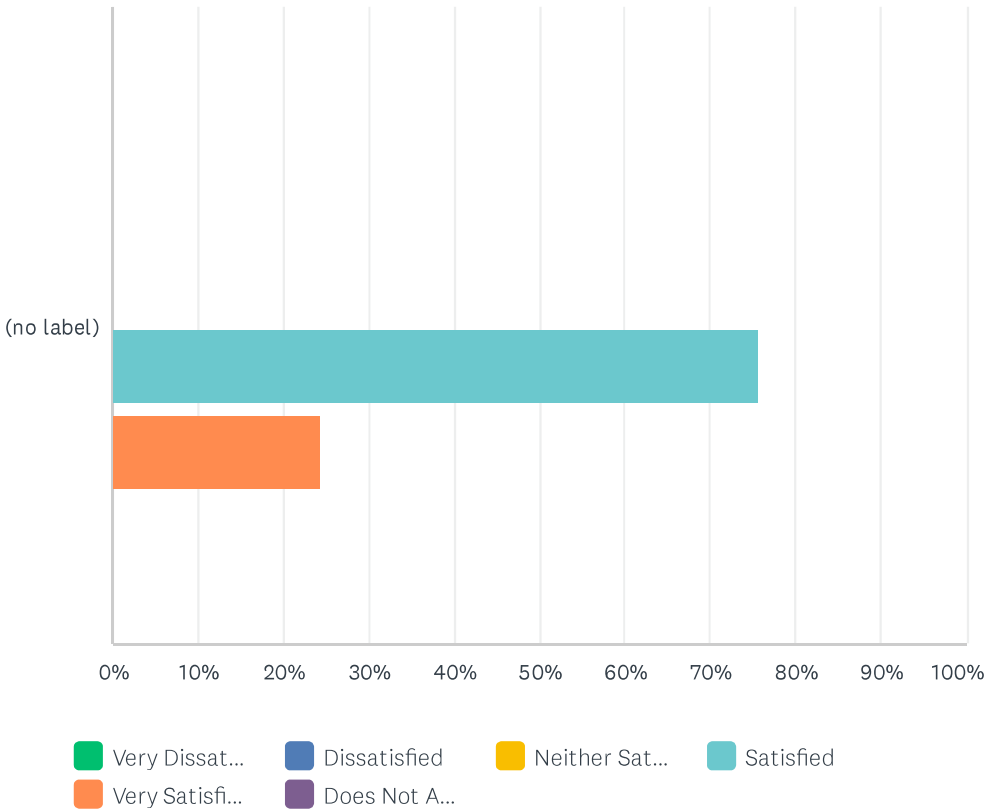
Answered: 32    Skipped: 1



	STRONGLY DISAGREE	DISAGREE	NEITHER AGREE OR DISAGREE	AGREE	STRONGLY AGREE	DOES NOT APPLY TO ME	TOTAL	WEIGHTED AVERAGE
(no label)	0.00% 0	3.13% 1	3.13% 1	87.50% 28	6.25% 2	0.00% 0	32	3.97

Q28 I enjoy the programs offered

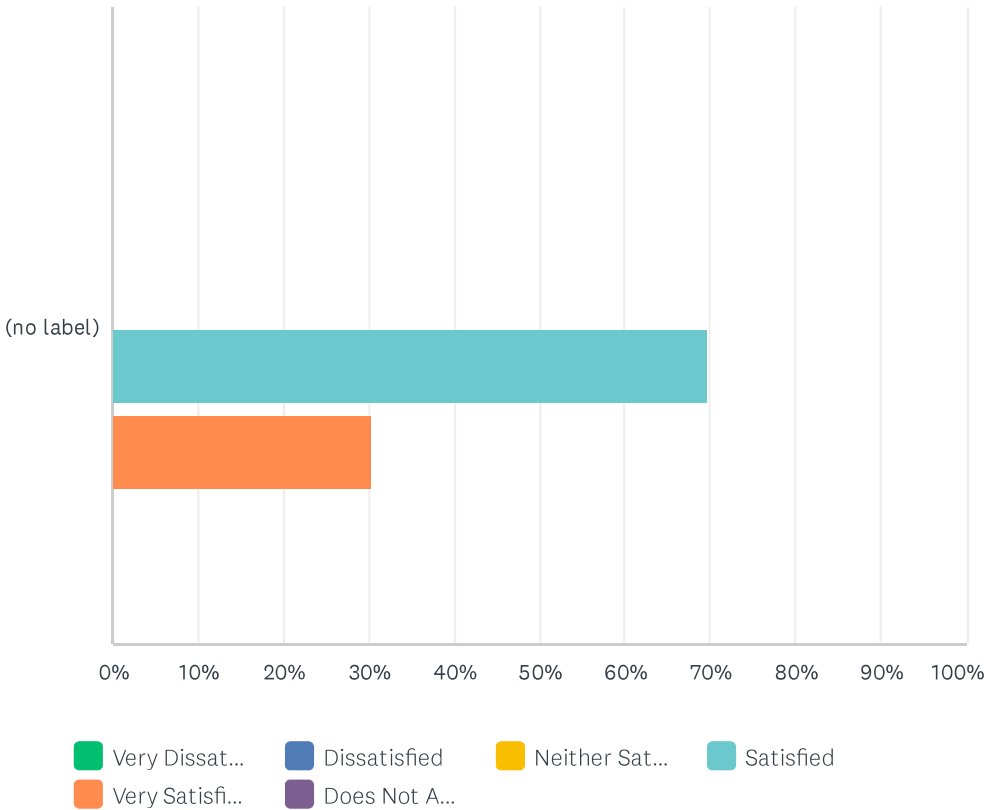
Answered: 33    Skipped: 0



	VERY DISSATISFIED	DISSATISFIED	NEITHER SATISFIED OR DISSATISFIED	SATISFIED	VERY SATISFIED	DOES NOT APPLY TO ME	TOTAL	WEIGHTED AVERAGE
(no label)	0.00% 0	0.00% 0	0.00% 0	75.76% 25	24.24% 8	0.00% 0	33	4.24

Q29 I am able to participate in programs, and be as busy as I choose

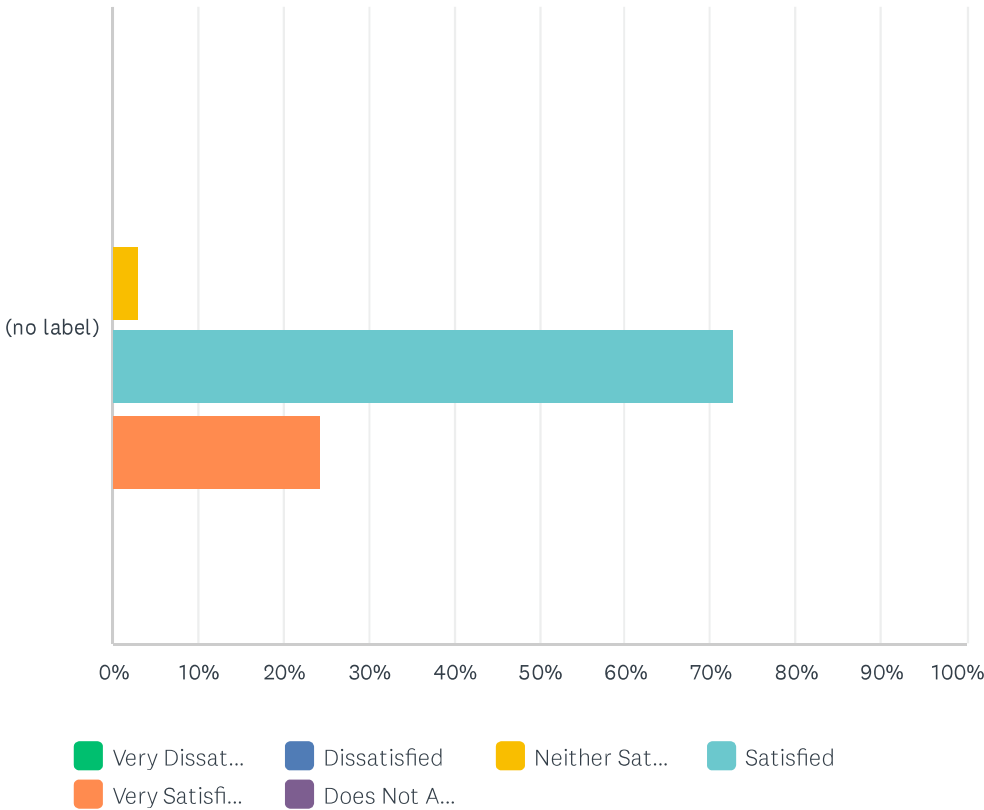
Answered: 33    Skipped: 0



	VERY DISSATISFIED	DISSATISFIED	NEITHER SATISFIED OR DISSATISFIED	SATISFIED	VERY SATISFIED	DOES NOT APPLY TO ME	TOTAL	WEIGHTED AVERAGE
(no label)	0.00% 0	0.00% 0	0.00% 0	69.70% 23	30.30% 10	0.00% 0	33	4.30

Q30 There is a good variety of programs

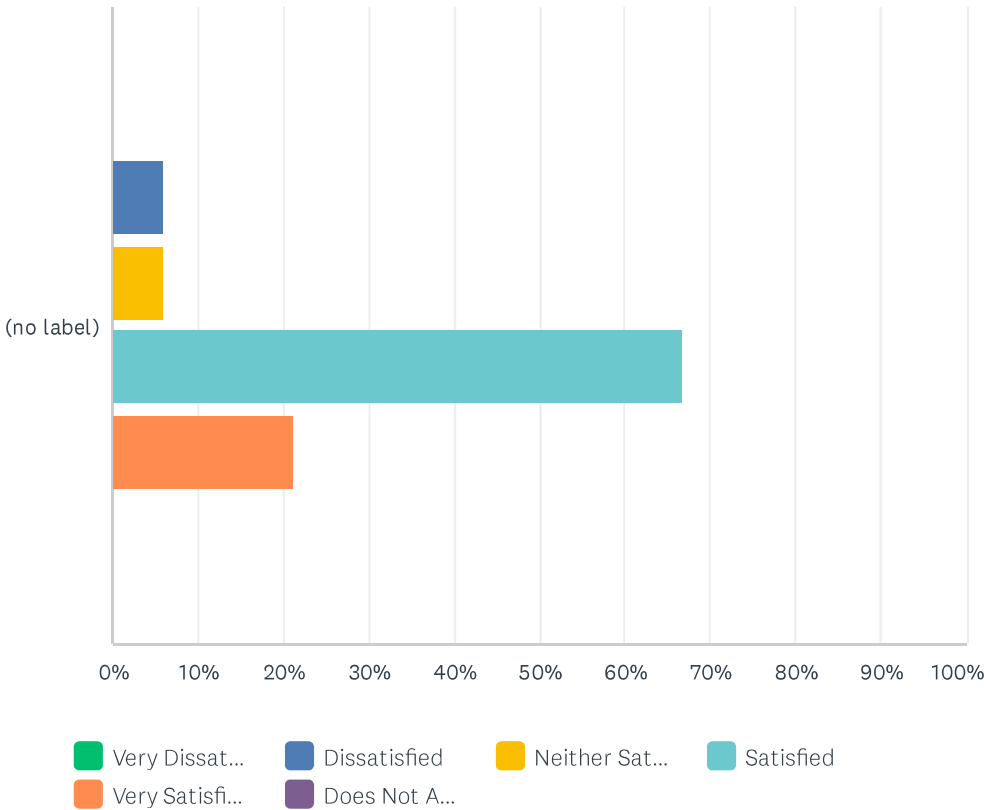
Answered: 33    Skipped: 0



	VERY DISSATISFIED	DISSATISFIED	NEITHER SATISFIED OR DISSATISFIED	SATISFIED	VERY SATISFIED	DOES NOT APPLY TO ME	TOTAL	WEIGHTED AVERAGE
(no label)	0.00% 0	0.00% 0	3.03% 1	72.73% 24	24.24% 8	0.00% 0	33	4.21

Q31 Are there enough programs on the weekends?

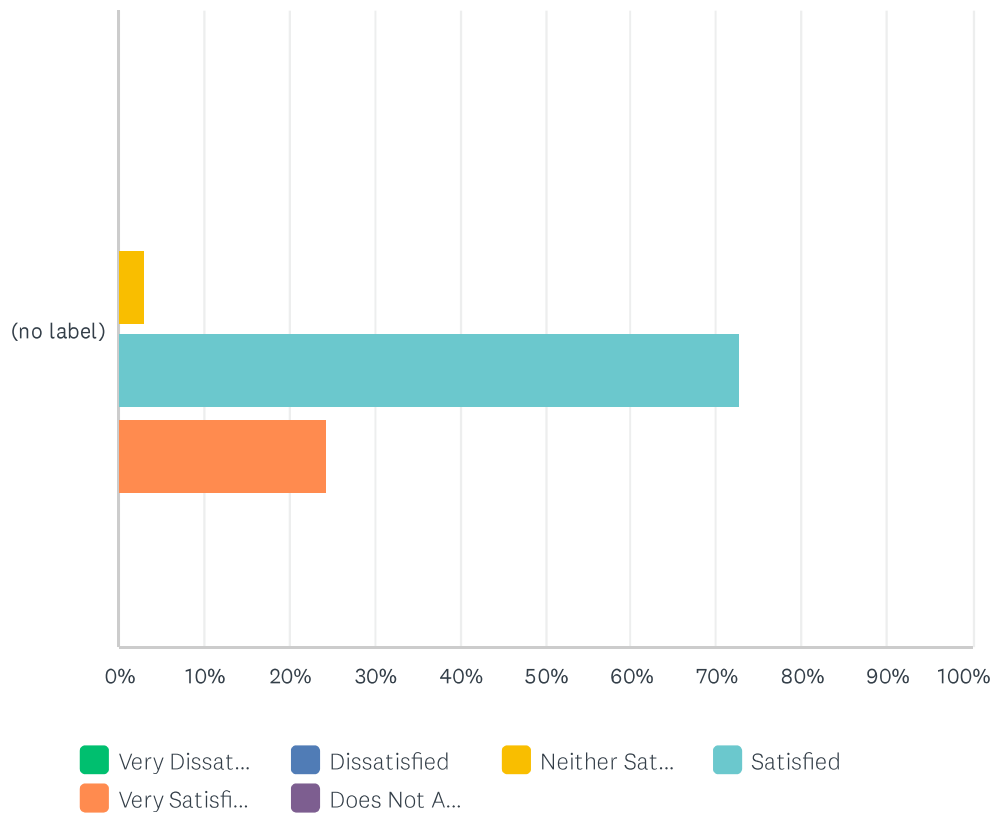
Answered: 33    Skipped: 0



	VERY DISSATISFIED	DISSATISFIED	NEITHER SATISFIED OR DISSATISFIED	SATISFIED	VERY SATISFIED	DOES NOT APPLY TO ME	TOTAL	WEIGHTED AVERAGE
(no label)	0.00% 0	6.06% 2	6.06% 2	66.67% 22	21.21% 7	0.00% 0	33	4.03

Q32 Do you receive enough attention from the staff in the programs department?

Answered: 33 Skipped: 0

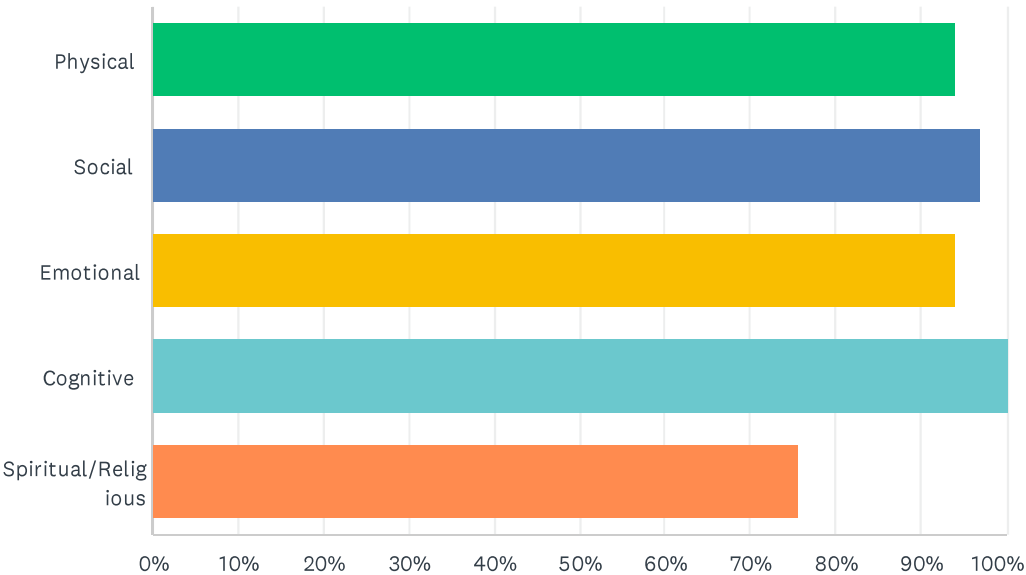


	VERY DISSATISFIED	DISSATISFIED	NEITHER SATISFIED OR DISSATISFIED	SATISFIED	VERY SATISFIED	DOES NOT APPLY TO ME	TOTAL	WEIGHTED AVERAGE
(no label)	0.00% 0	0.00% 0	3.03% 1	72.73% 24	24.24% 8	0.00% 0	33	4.21



Q33 I feel that the programs and opportunities offered to me satisfy my \_\_\_\_\_ needs and interests (check all that apply).

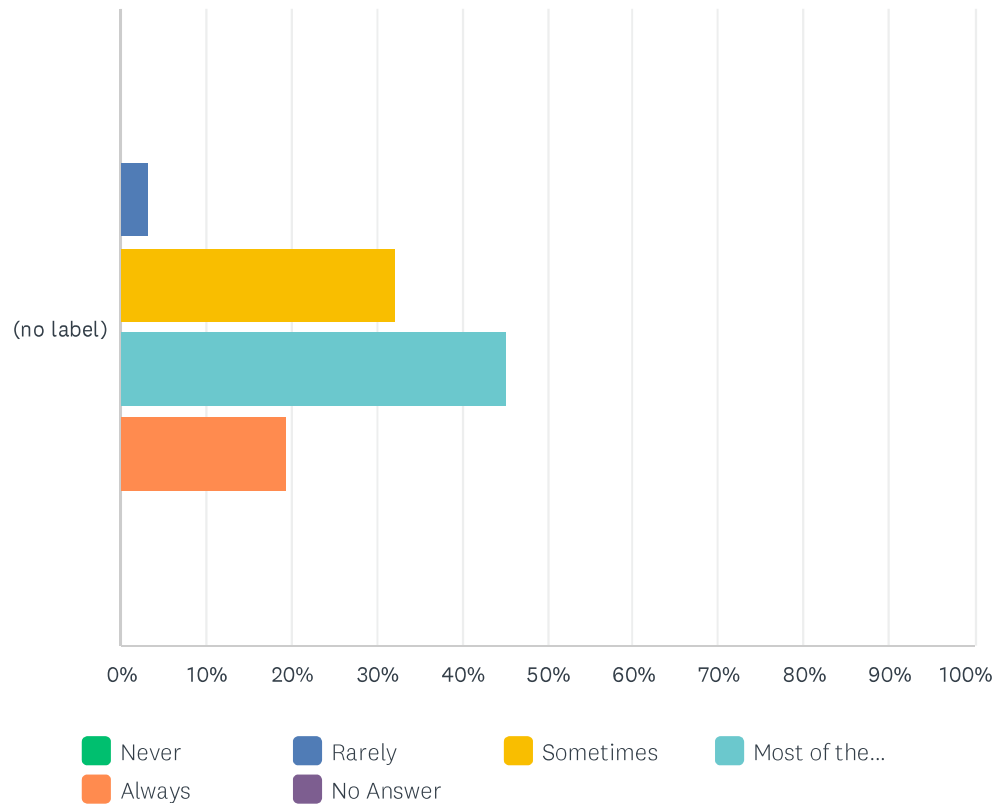
Answered: 33    Skipped: 0



ANSWER CHOICES	RESPONSES	
Physical	93.94%	31
Social	96.97%	32
Emotional	93.94%	31
Cognitive	100.00%	33
Spiritual/Religious	75.76%	25
Total Respondents: 33		

Q34 I am happy with the food choices

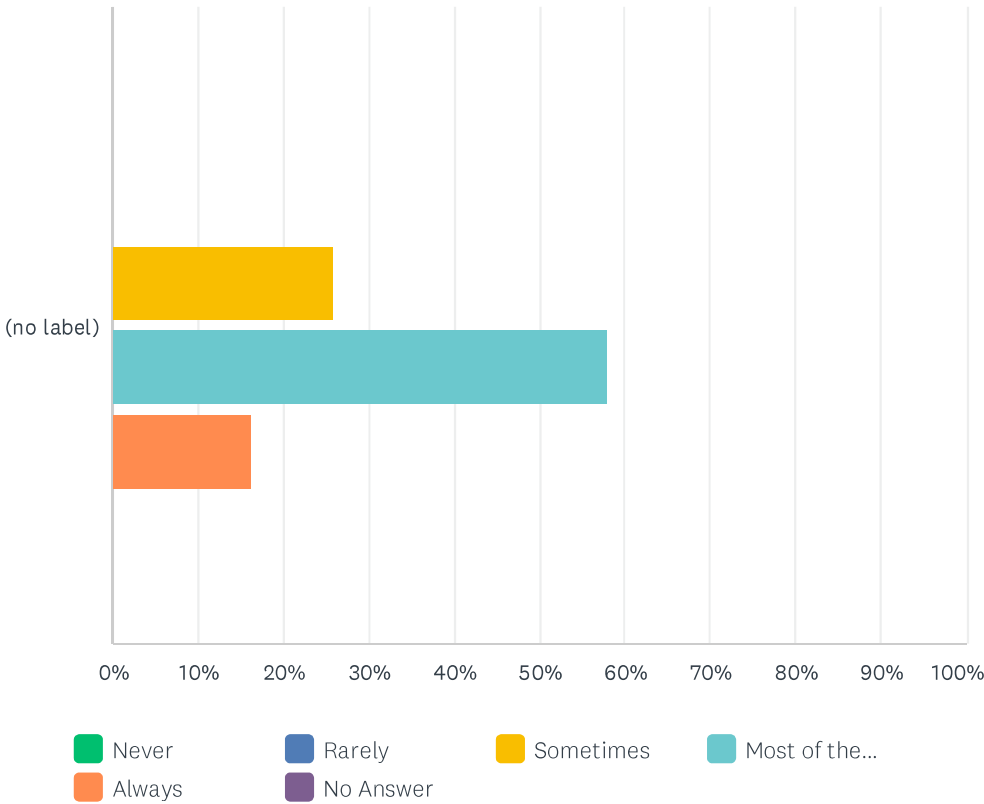
Answered: 31    Skipped: 2



	NEVER	RARELY	SOMETIMES	MOST OF THE TIME	ALWAYS	NO ANSWER	TOTAL	WEIGHTED AVERAGE
(no label)	0.00% 0	3.23% 1	32.26% 10	45.16% 14	19.35% 6	0.00% 0	31	3.81

Q35 Mealtime is an enjoyable time

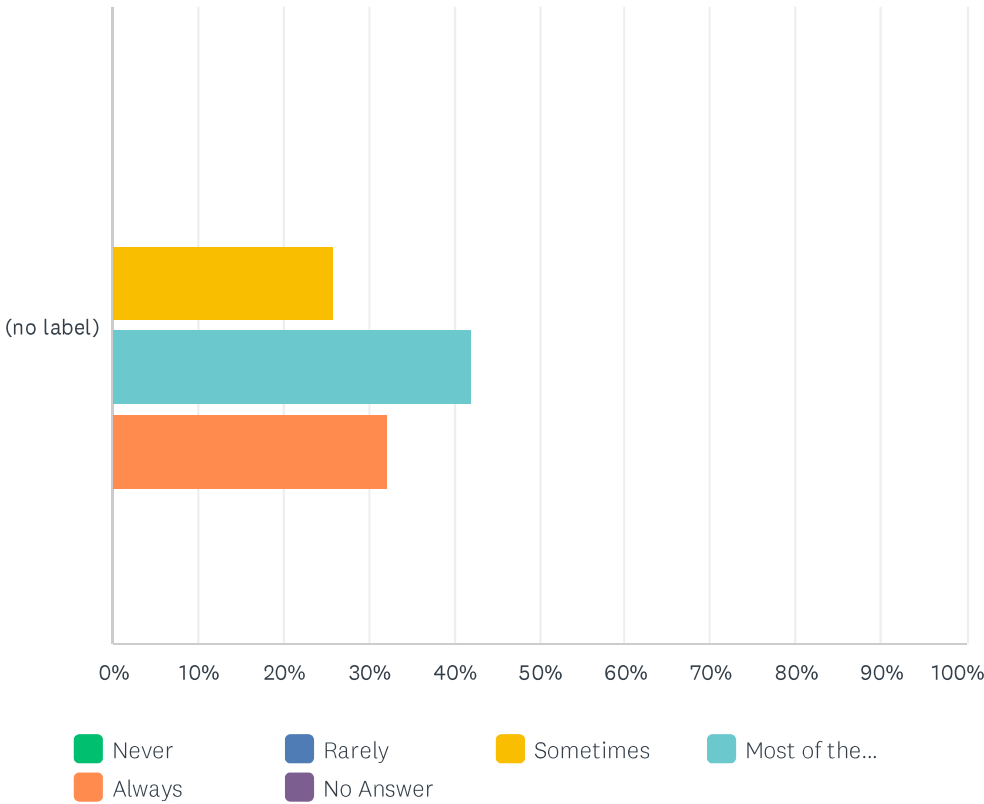
Answered: 31    Skipped: 2



	NEVER	RARELY	SOMETIMES	MOST OF THE TIME	ALWAYS	NO ANSWER	TOTAL	WEIGHTED AVERAGE
(no label)	0.00% 0	0.00% 0	25.81% 8	58.06% 18	16.13% 5	0.00% 0	31	3.90

Q36 I am able to get my meal choice

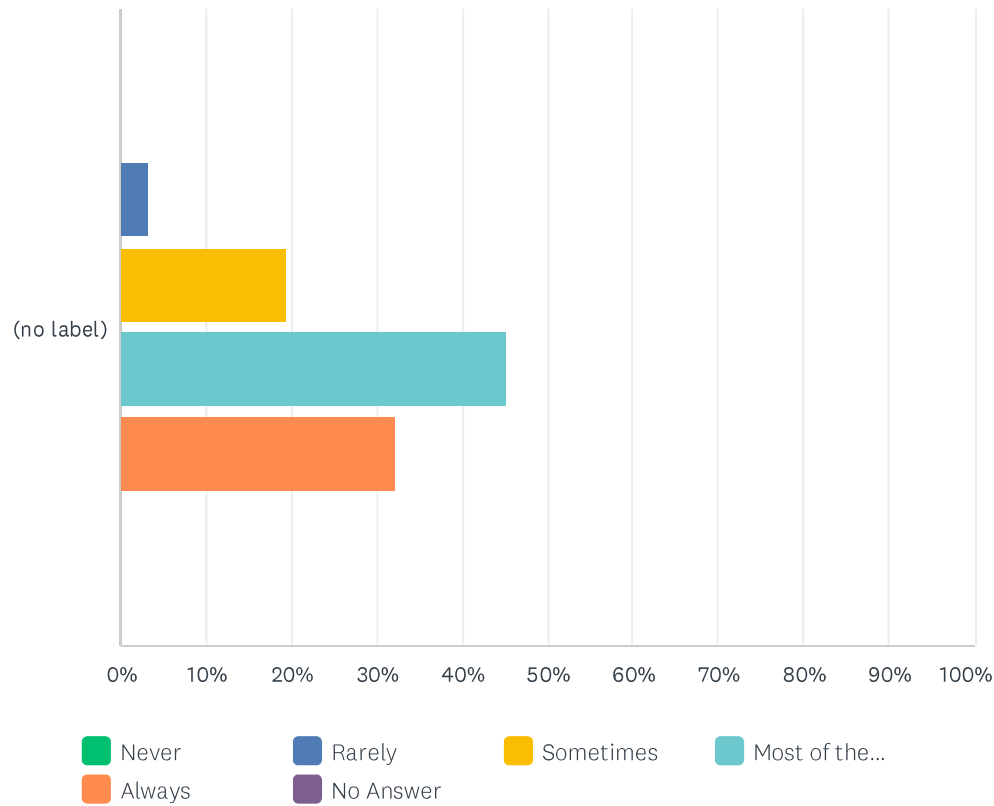
Answered: 31    Skipped: 2



	NEVER	RARELY	SOMETIMES	MOST OF THE TIME	ALWAYS	NO ANSWER	TOTAL	WEIGHTED AVERAGE
(no label)	0.00% 0	0.00% 0	25.81% 8	41.94% 13	32.26% 10	0.00% 0	31	4.06

Q37 I am satisfied with the quantity of food at meals

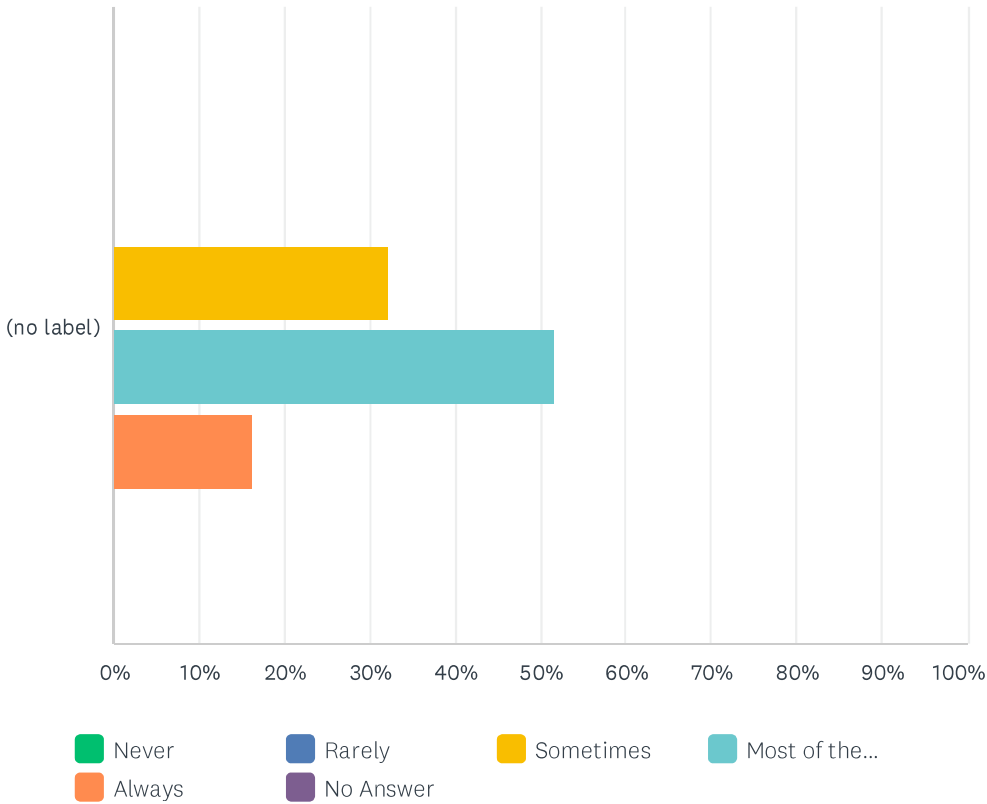
Answered: 31    Skipped: 2



	NEVER	RARELY	SOMETIMES	MOST OF THE TIME	ALWAYS	NO ANSWER	TOTAL	WEIGHTED AVERAGE
(no label)	0.00% 0	3.23% 1	19.35% 6	45.16% 14	32.26% 10	0.00% 0	31	4.06

Q38 There is a good variety of food

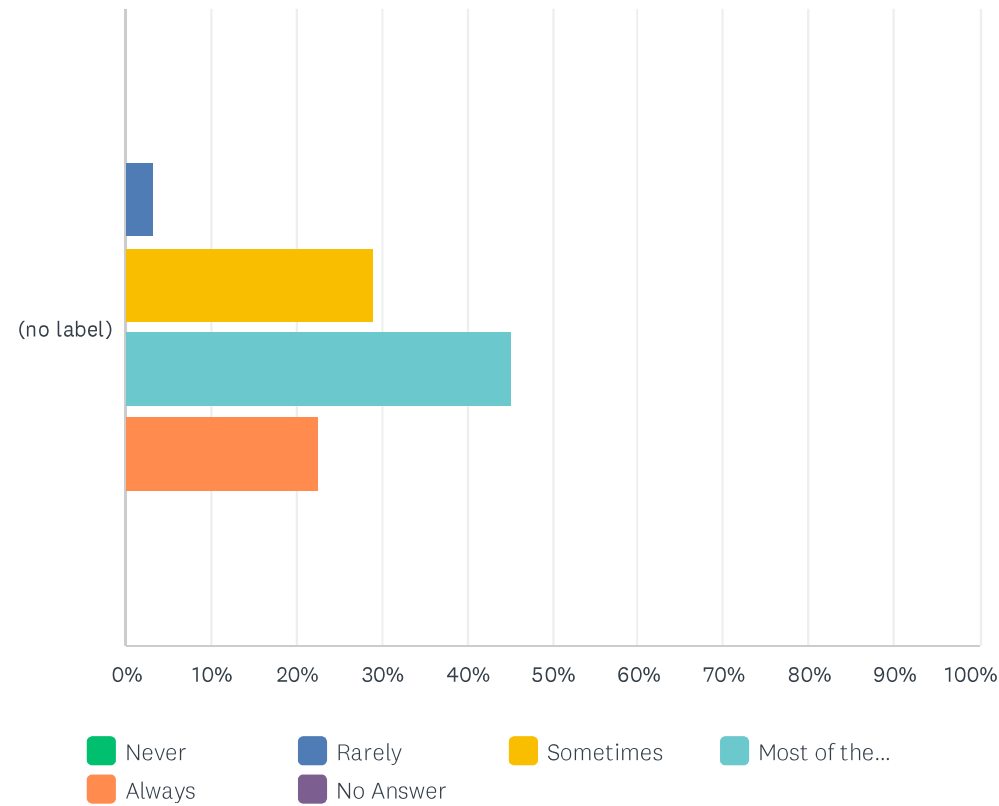
Answered: 31    Skipped: 2



	NEVER	RARELY	SOMETIMES	MOST OF THE TIME	ALWAYS	NO ANSWER	TOTAL	WEIGHTED AVERAGE
(no label)	0.00% 0	0.00% 0	32.26% 10	51.61% 16	16.13% 5	0.00% 0	31	3.84

Q39 There is a variety of food on the snack cart

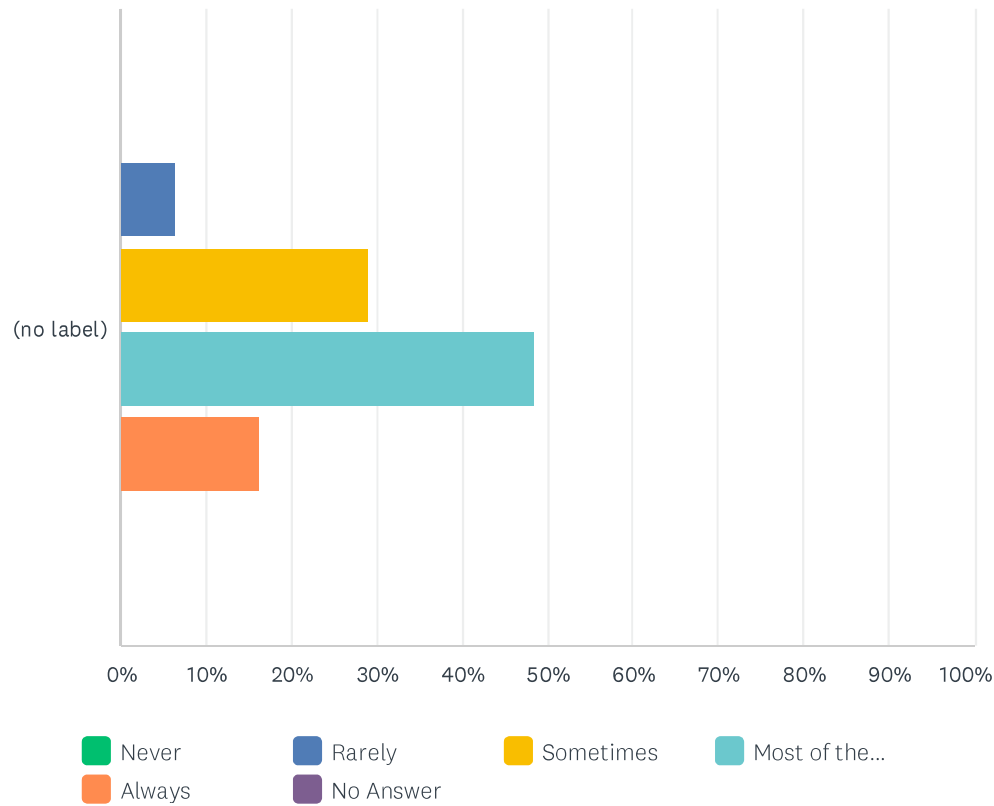
Answered: 31    Skipped: 2



	NEVER	RARELY	SOMETIMES	MOST OF THE TIME	ALWAYS	NO ANSWER	TOTAL	WEIGHTED AVERAGE
(no label)	0.00% 0	3.23% 1	29.03% 9	45.16% 14	22.58% 7	0.00% 0	31	3.87

Q40 The food is tasty and at a good temperature

Answered: 31    Skipped: 2

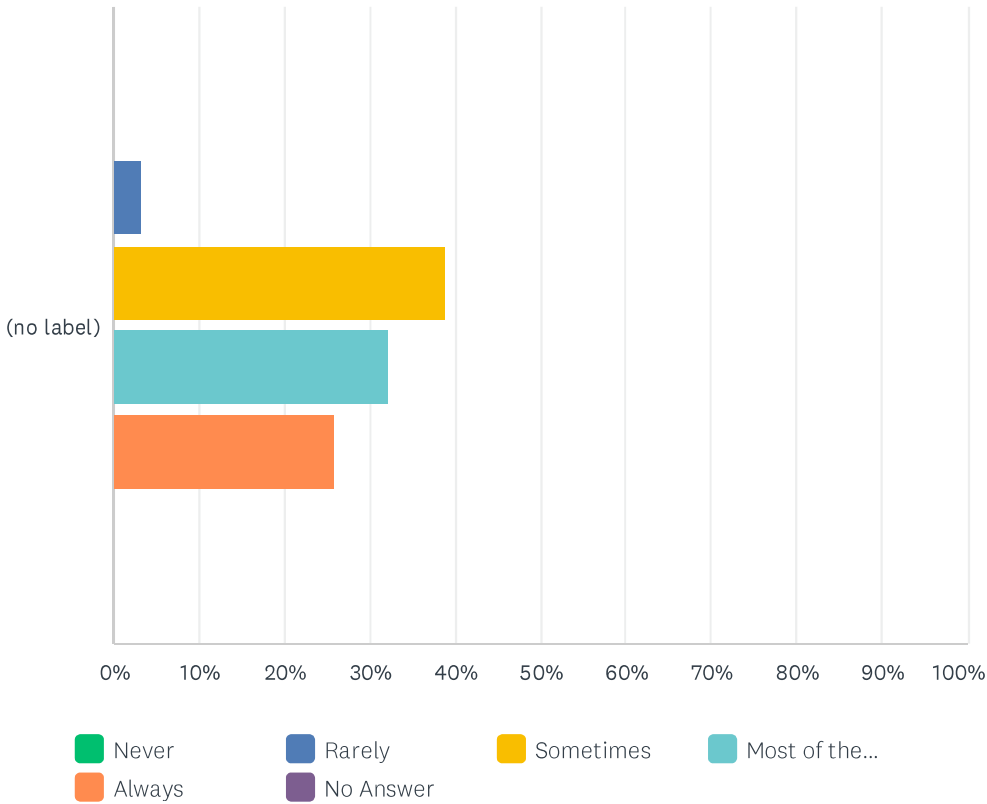


	NEVER	RARELY	SOMETIMES	MOST OF THE TIME	ALWAYS	NO ANSWER	TOTAL	WEIGHTED AVERAGE
(no label)	0.00% 0	6.45% 2	29.03% 9	48.39% 15	16.13% 5	0.00% 0	31	3.74



Q41 I am pleased with the dining experience

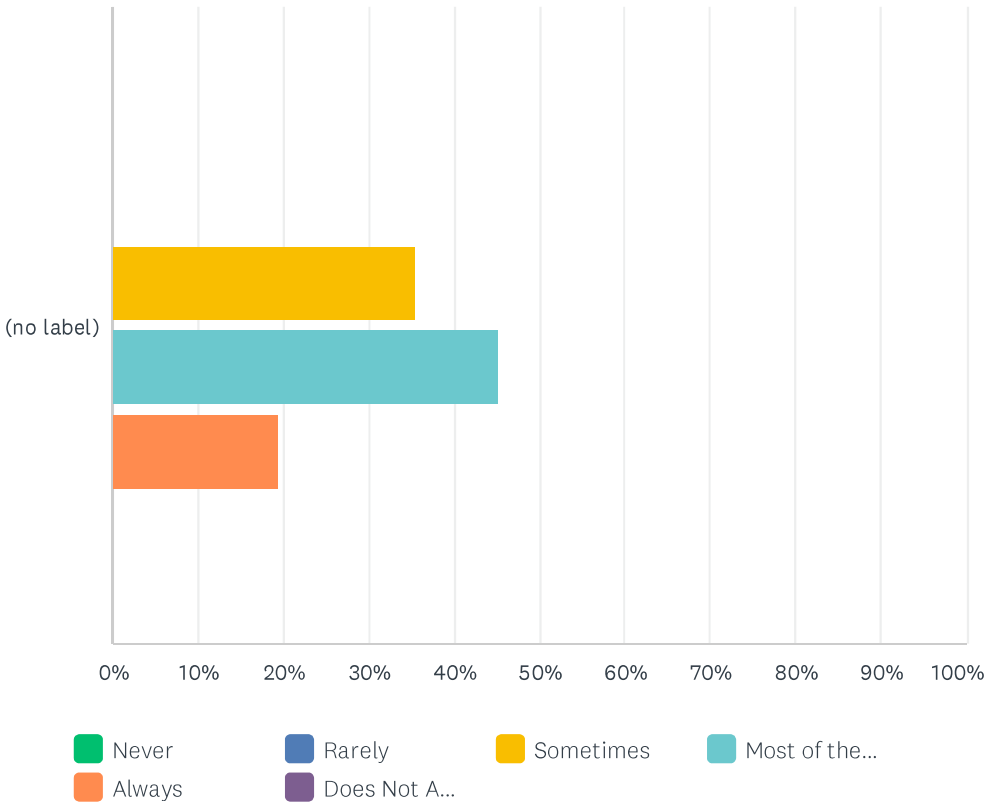
Answered: 31    Skipped: 2



	NEVER	RARELY	SOMETIMES	MOST OF THE TIME	ALWAYS	NO ANSWER	TOTAL	WEIGHTED AVERAGE
(no label)	0.00% 0	3.23% 1	38.71% 12	32.26% 10	25.81% 8	0.00% 0	31	3.81

Q42 How well do the staff listen to you

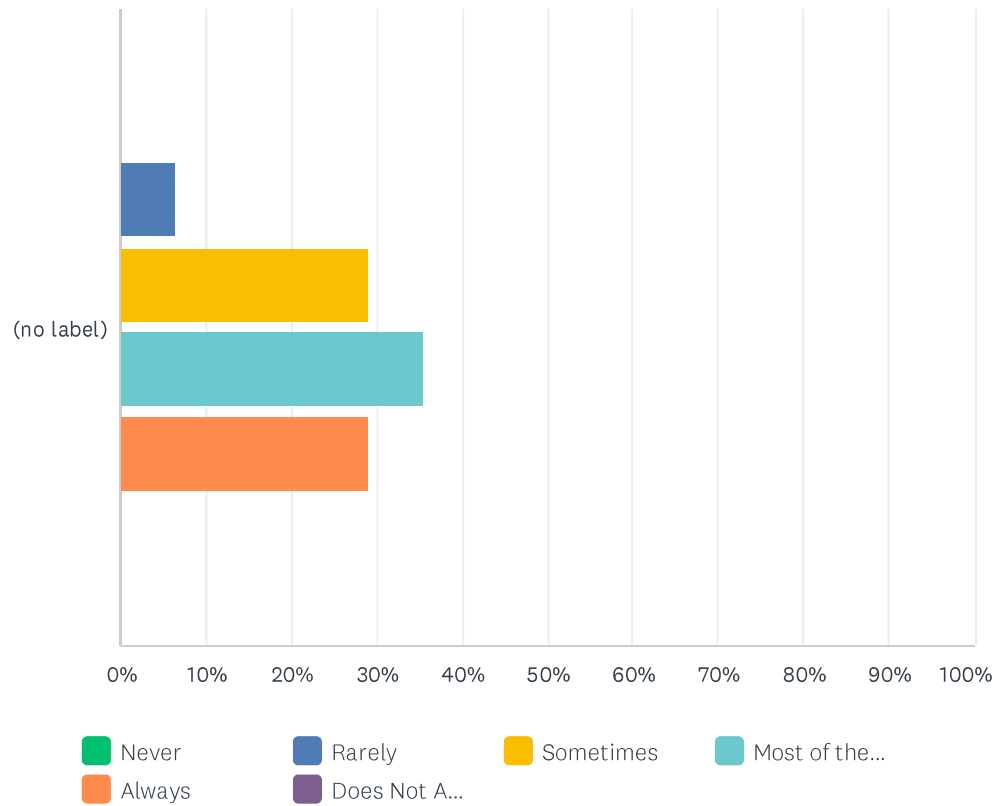
Answered: 31    Skipped: 2



	NEVER	RARELY	SOMETIMES	MOST OF THE TIME	ALWAYS	DOES NOT APPLY TO ME	TOTAL	WEIGHTED AVERAGE
(no label)	0.00% 0	0.00% 0	35.48% 11	45.16% 14	19.35% 6	0.00% 0	31	3.84

Q43 Would you recommend this nursing home to others?

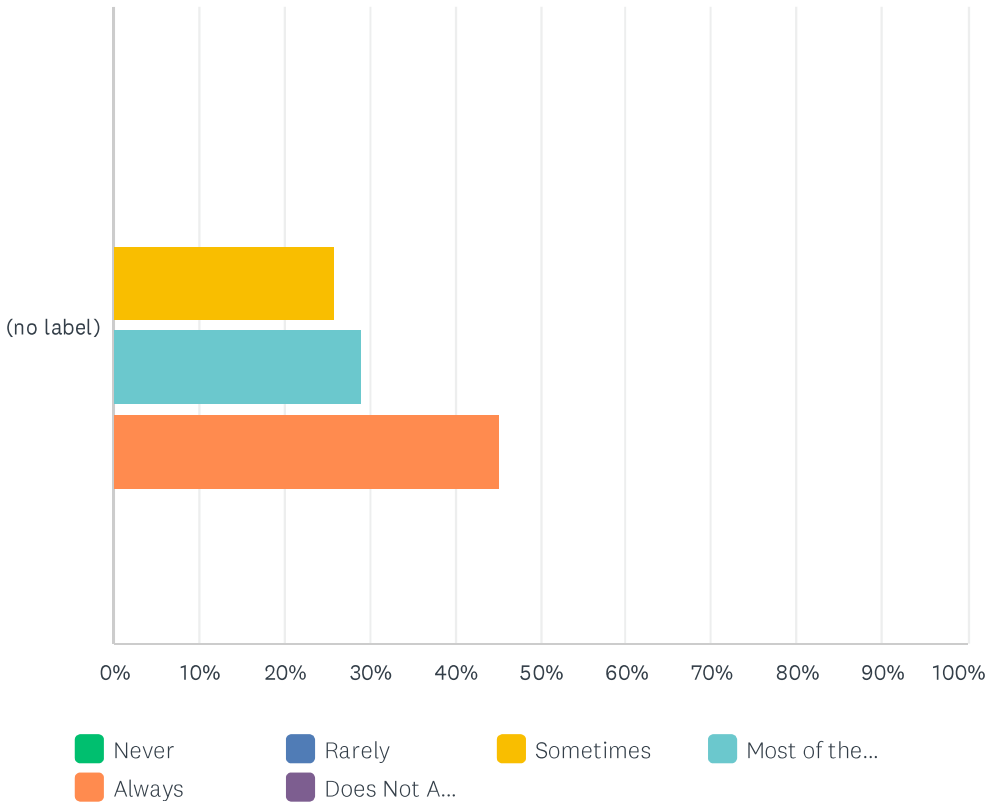
Answered: 31    Skipped: 2



	NEVER	RARELY	SOMETIMES	MOST OF THE TIME	ALWAYS	DOES NOT APPLY TO ME	TOTAL	WEIGHTED AVERAGE
(no label)	0.00% 0	6.45% 2	29.03% 9	35.48% 11	29.03% 9	0.00% 0	31	3.87

Q44 Do you feel safety is important to this home?

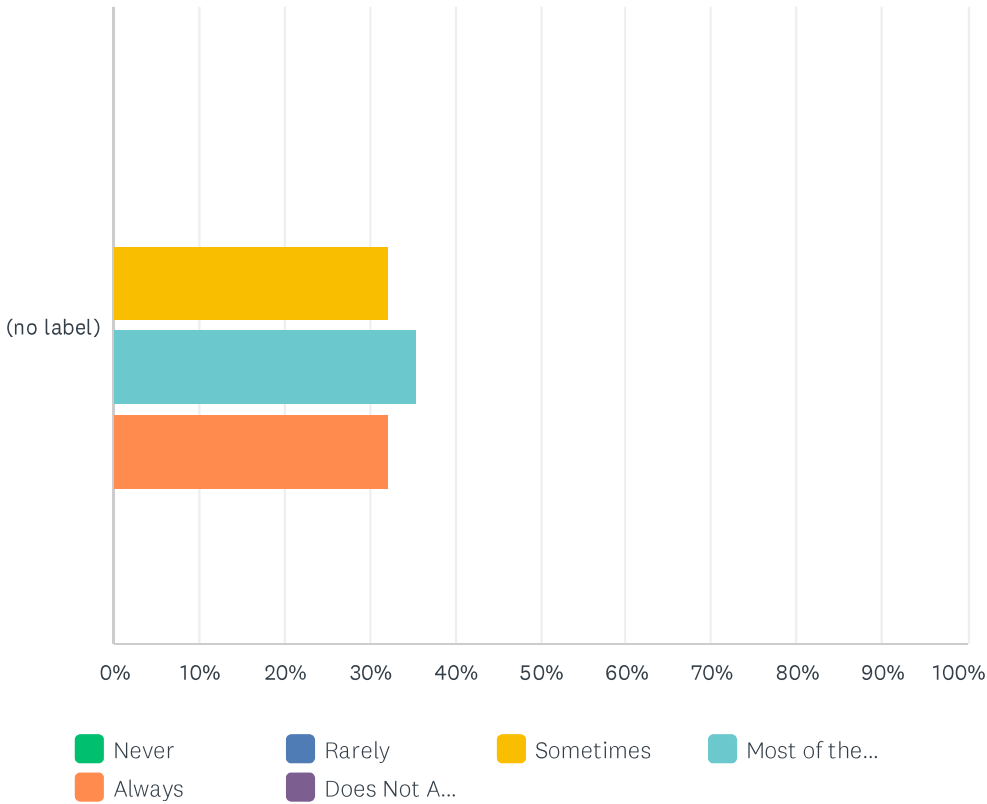
Answered: 31    Skipped: 2



	NEVER	RARELY	SOMETIMES	MOST OF THE TIME	ALWAYS	DOES NOT APPLY TO ME	TOTAL	WEIGHTED AVERAGE
(no label)	0.00% 0	0.00% 0	25.81% 8	29.03% 9	45.16% 14	0.00% 0	31	4.19

Q45 Do you feel safe in this home?

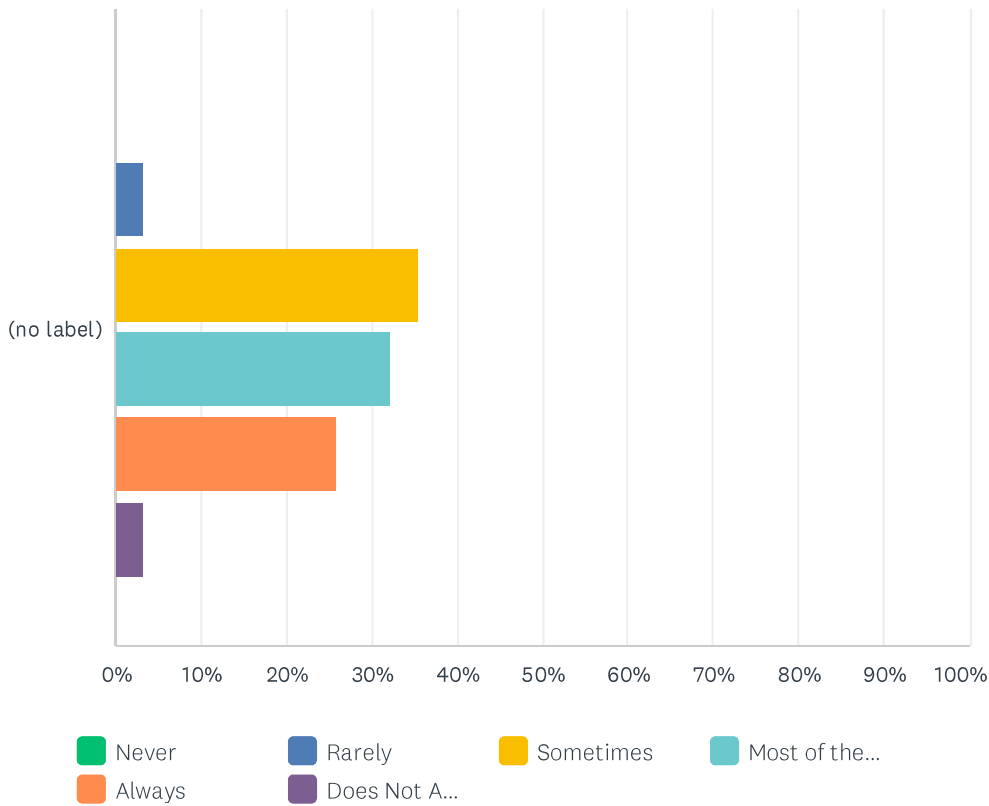
Answered: 31    Skipped: 2



	NEVER	RARELY	SOMETIMES	MOST OF THE TIME	ALWAYS	DOES NOT APPLY TO ME	TOTAL	WEIGHTED AVERAGE
(no label)	0.00% 0	0.00% 0	32.26% 10	35.48% 11	32.26% 10	0.00% 0	31	4.00

Q46 Do you feel calm and happy in this home?

Answered: 31    Skipped: 2



	NEVER	RARELY	SOMETIMES	MOST OF THE TIME	ALWAYS	DOES NOT APPLY TO ME	TOTAL	WEIGHTED AVERAGE
(no label)	0.00% 0	3.23% 1	35.48% 11	32.26% 10	25.81% 8	3.23% 1	31	3.83

Q47 Is there an area we could improve on?

Answered: 17   Skipped: 16

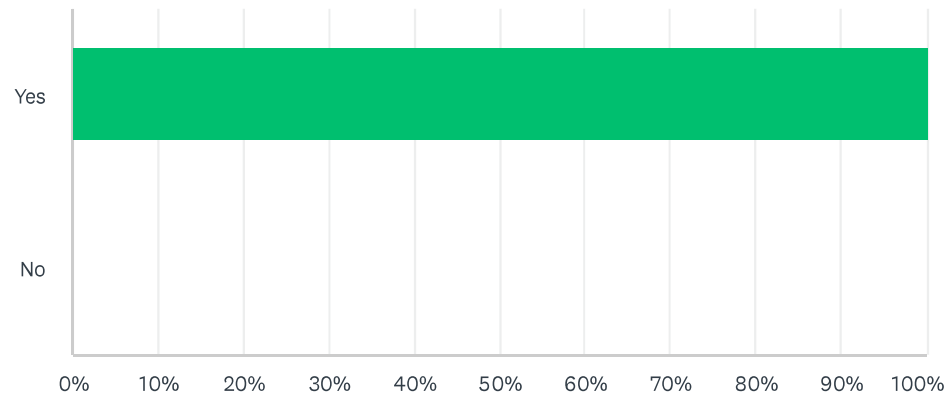
**Q48 Please let us know if there are any areas that you feel should be included in this survey**

Answered: 4   Skipped: 29



Q49 Does the Product used fit properly, is it comfortable and easy to use?

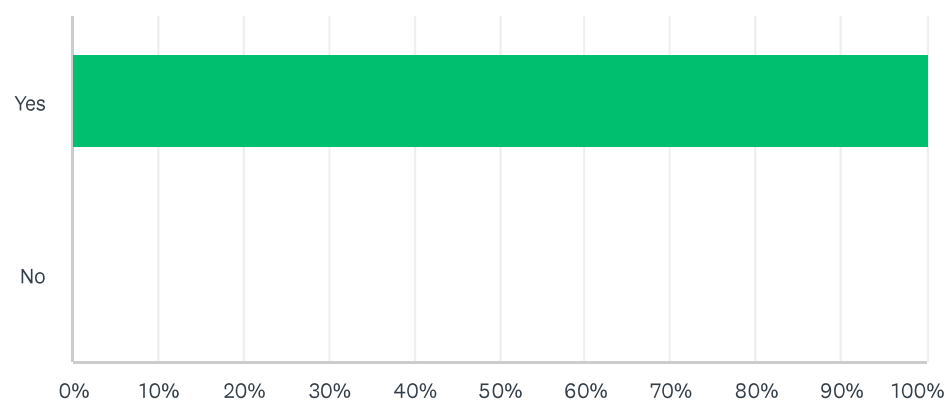
Answered: 23    Skipped: 10



ANSWER CHOICES	RESPONSES	
Yes	100.00%	23
No	0.00%	0
TOTAL		23

Q50 Product is readily available for use?

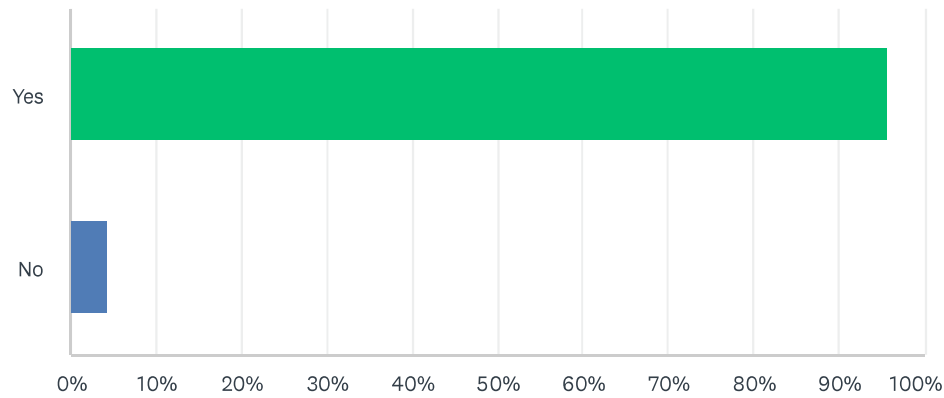
Answered: 24    Skipped: 9



ANSWER CHOICES		RESPONSES	
Yes		100.00%	24
No		0.00%	0
TOTAL			24

Q51 Product is satisfactory for your needs

Answered: 24    Skipped: 9



ANSWER CHOICES	RESPONSES	
Yes	95.83%	23
No	4.17%	1
TOTAL		24