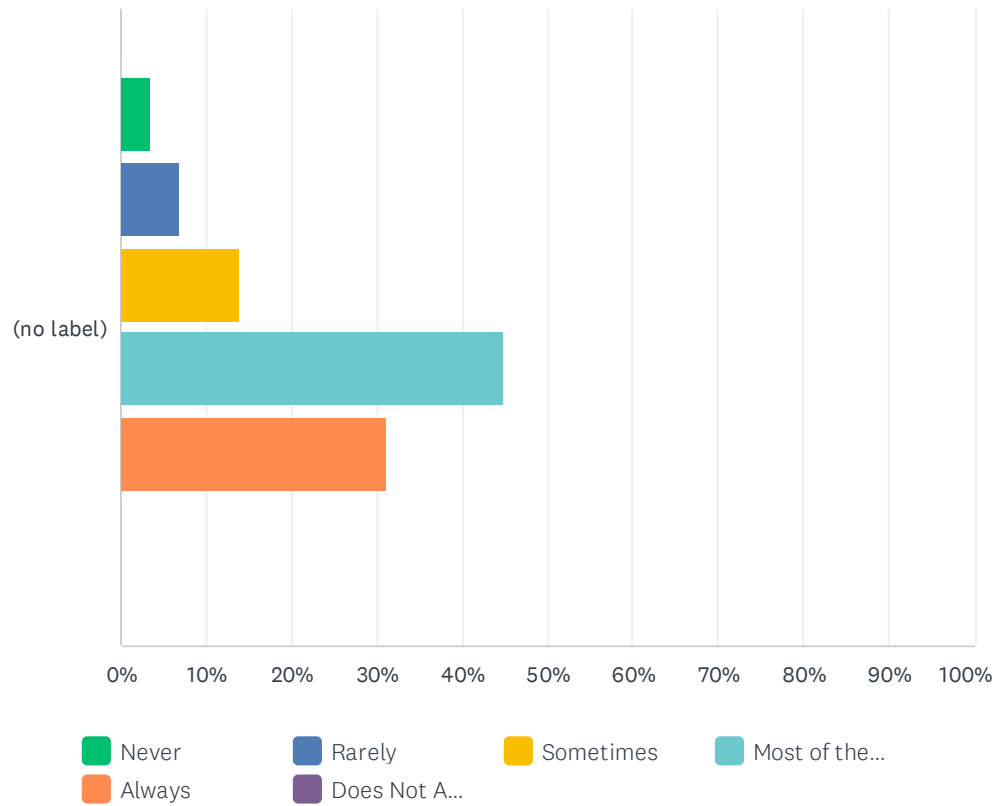


Q1 The staff involve me in decisions about my care

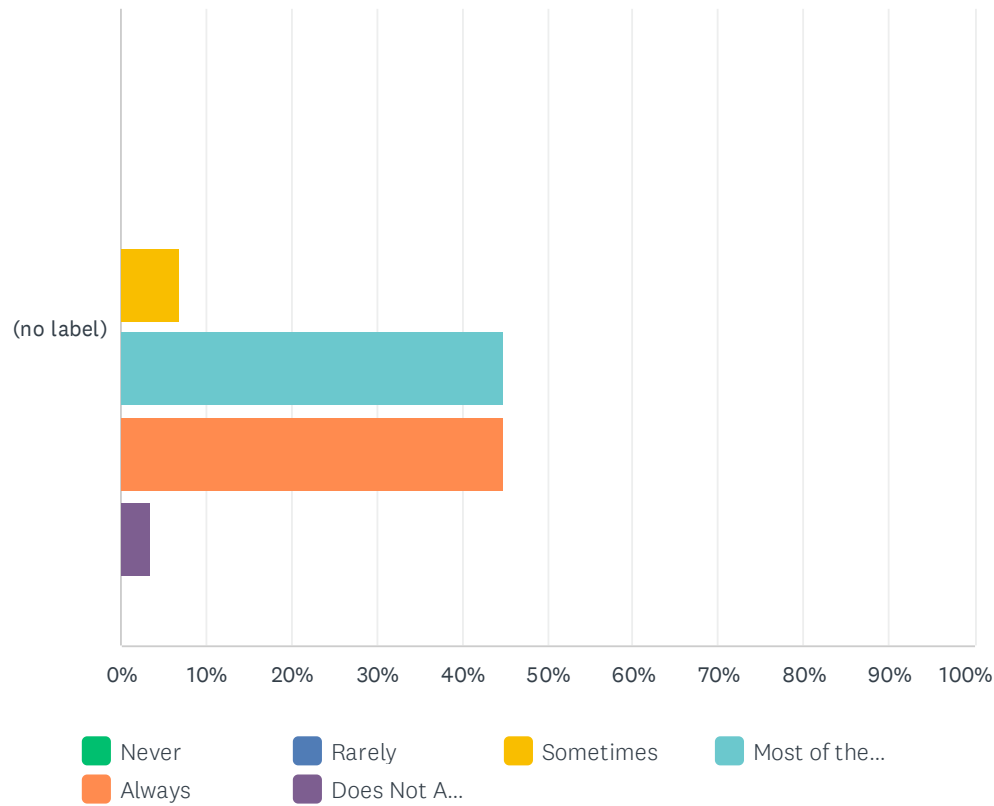
Answered: 29 Skipped: 1



	NEVER	RARELY	SOMETIMES	MOST OF THE TIME	ALWAYS	DOES NOT APPLY TO ME	TOTAL	WEIGHTED AVERAGE
(no label)	3.45% 1	6.90% 2	13.79% 4	44.83% 13	31.03% 9	0.00% 0	29	3.93

Q2 Staff respect my likes/dislikes

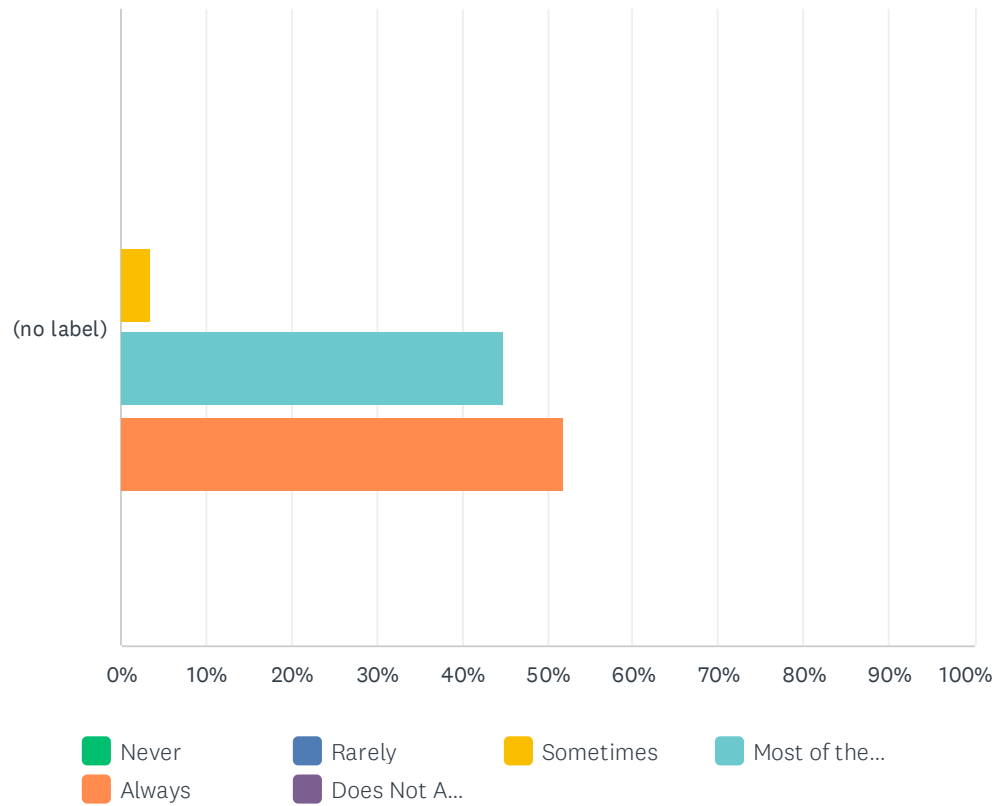
Answered: 29 Skipped: 1



	NEVER	RARELY	SOMETIMES	MOST OF THE TIME	ALWAYS	DOES NOT APPLY TO ME	TOTAL	WEIGHTED AVERAGE
(no label)	0.00% 0	0.00% 0	6.90% 2	44.83% 13	44.83% 13	3.45% 1	29	4.39

Q3 Staff treat me with respect

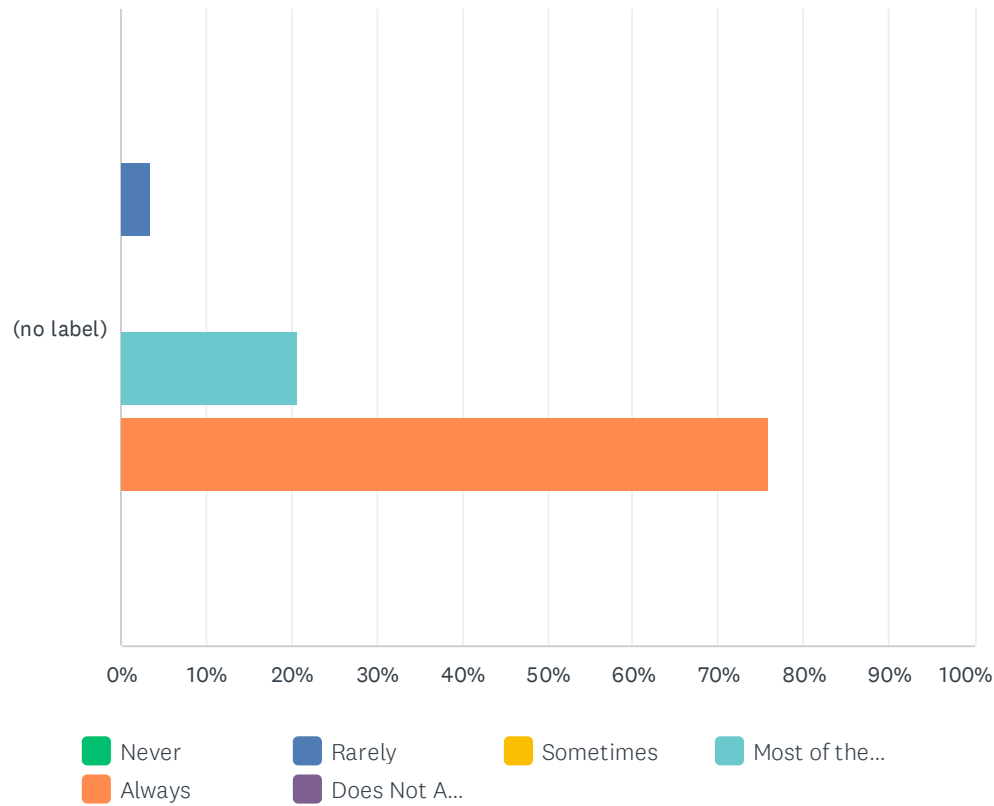
Answered: 29 Skipped: 1



	NEVER	RARELY	SOMETIMES	MOST OF THE TIME	ALWAYS	DOES NOT APPLY TO ME	TOTAL	WEIGHTED AVERAGE
(no label)	0.00% 0	0.00% 0	3.45% 1	44.83% 13	51.72% 15	0.00% 0	29	4.48

Q4 I get my personal care needs met (bathing, grooming, dressing)

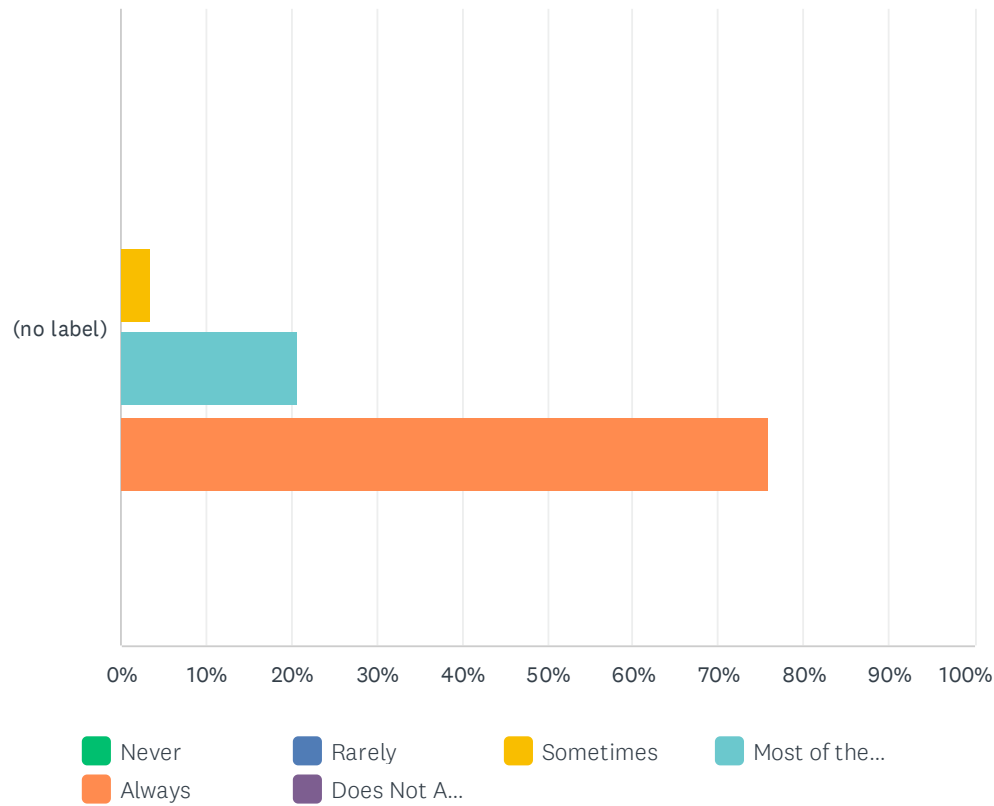
Answered: 29 Skipped: 1



	NEVER	RARELY	SOMETIMES	MOST OF THE TIME	ALWAYS	DOES NOT APPLY TO ME	TOTAL	WEIGHTED AVERAGE
(no label)	0.00% 0	3.45% 1	0.00% 0	20.69% 6	75.86% 22	0.00% 0	29	4.69

Q5 My privacy is respected

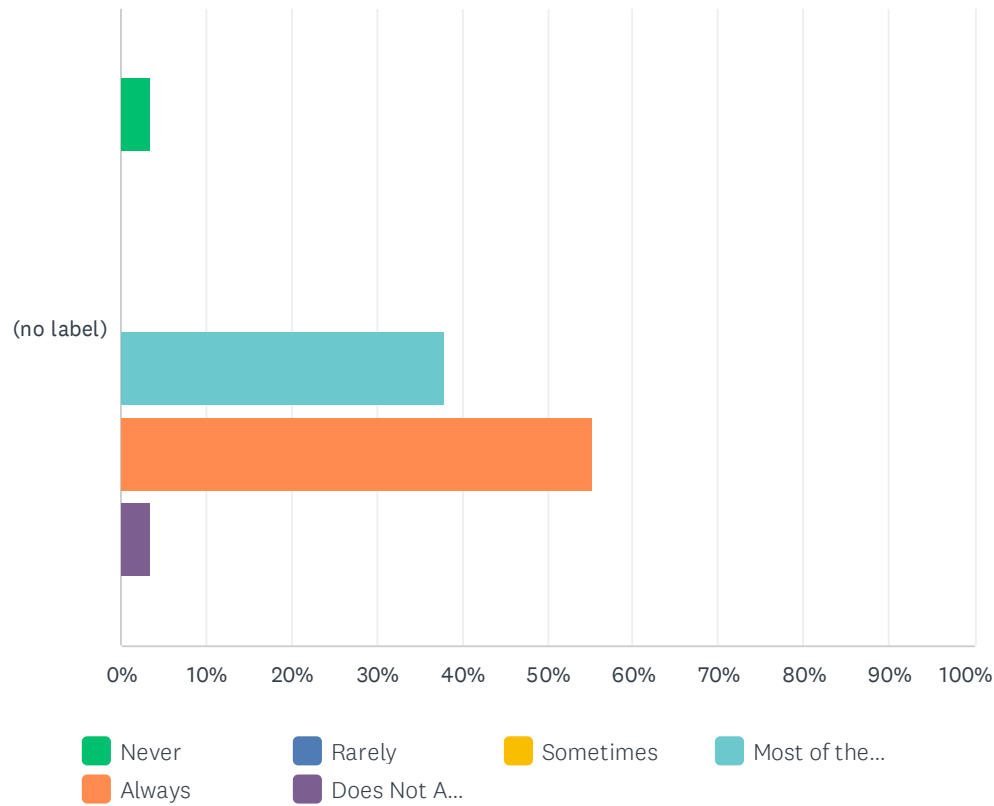
Answered: 29 Skipped: 1



	NEVER	RARELY	SOMETIMES	MOST OF THE TIME	ALWAYS	DOES NOT APPLY TO ME	TOTAL	WEIGHTED AVERAGE
(no label)	0.00% 0	0.00% 0	3.45% 1	20.69% 6	75.86% 22	0.00% 0	29	4.72

Q6 I am given choices and they are respected

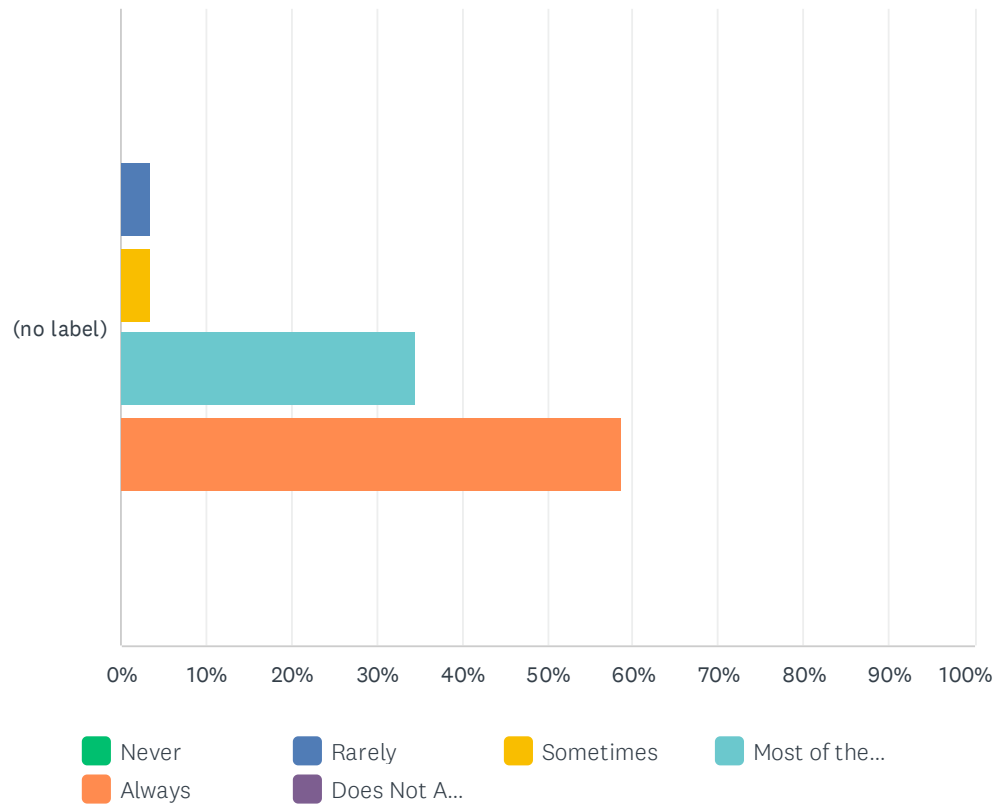
Answered: 29 Skipped: 1



	NEVER	RARELY	SOMETIMES	MOST OF THE TIME	ALWAYS	DOES NOT APPLY TO ME	TOTAL	WEIGHTED AVERAGE
(no label)	3.45% 1	0.00% 0	0.00% 0	37.93% 11	55.17% 16	3.45% 1	29	4.46

Q7 My abilities and strengths are supported and encouraged

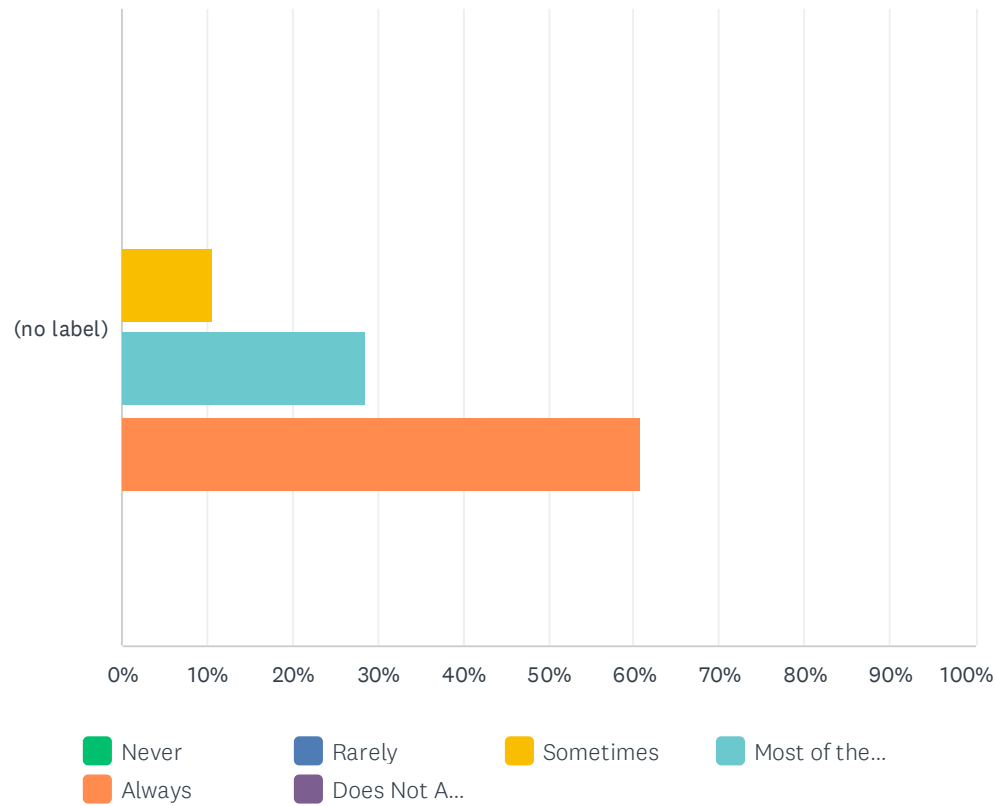
Answered: 29 Skipped: 1



	NEVER	RARELY	SOMETIMES	MOST OF THE TIME	ALWAYS	DOES NOT APPLY TO ME	TOTAL	WEIGHTED AVERAGE
(no label)	0.00% 0	3.45% 1	3.45% 1	34.48% 10	58.62% 17	0.00% 0	29	4.48

Q8 I can express my opinion without fear of consequences

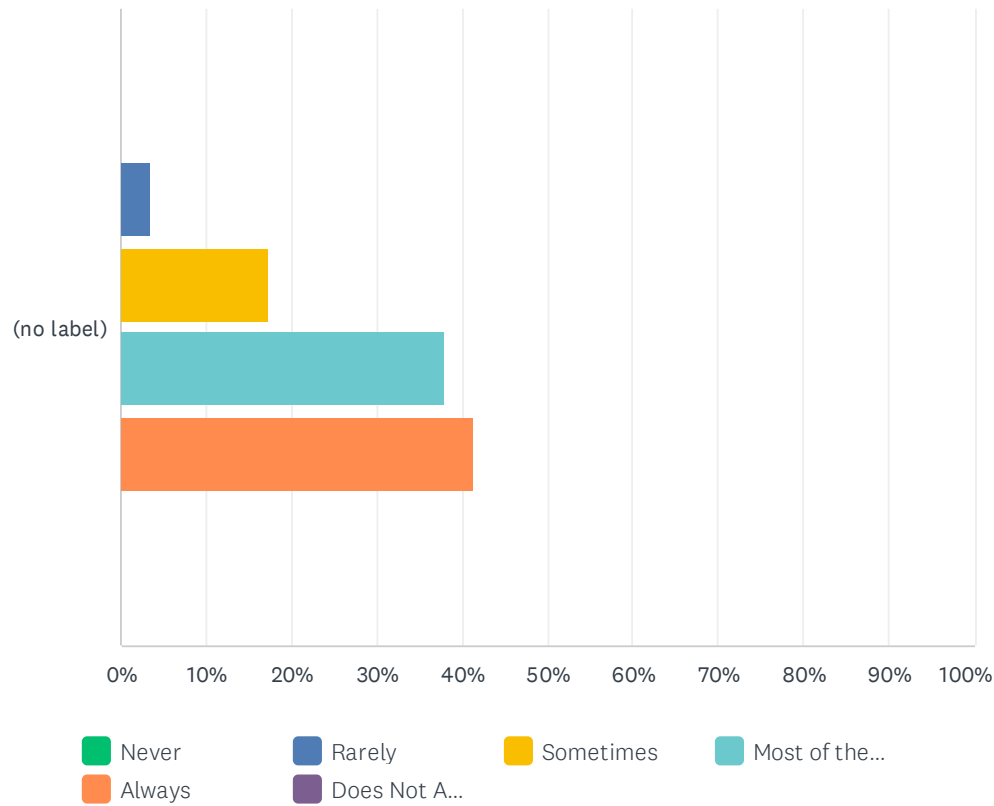
Answered: 28 Skipped: 2



	NEVER	RARELY	SOMETIMES	MOST OF THE TIME	ALWAYS	DOES NOT APPLY TO ME	TOTAL	WEIGHTED AVERAGE
(no label)	0.00% 0	0.00% 0	10.71% 3	28.57% 8	60.71% 17	0.00% 0	28	4.50

Q9 The staff are good listeners

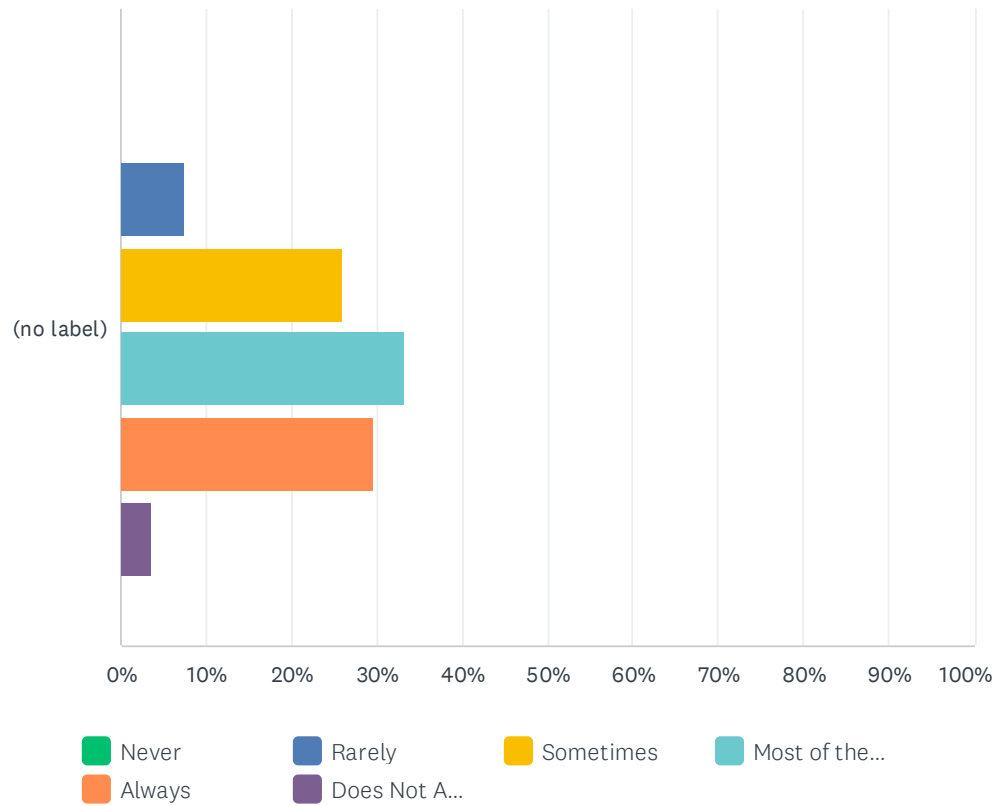
Answered: 29 Skipped: 1



	NEVER	RARELY	SOMETIMES	MOST OF THE TIME	ALWAYS	DOES NOT APPLY TO ME	TOTAL	WEIGHTED AVERAGE
(no label)	0.00% 0	3.45% 1	17.24% 5	37.93% 11	41.38% 12	0.00% 0	29	4.17

Q10 Staff respond promptly when I call

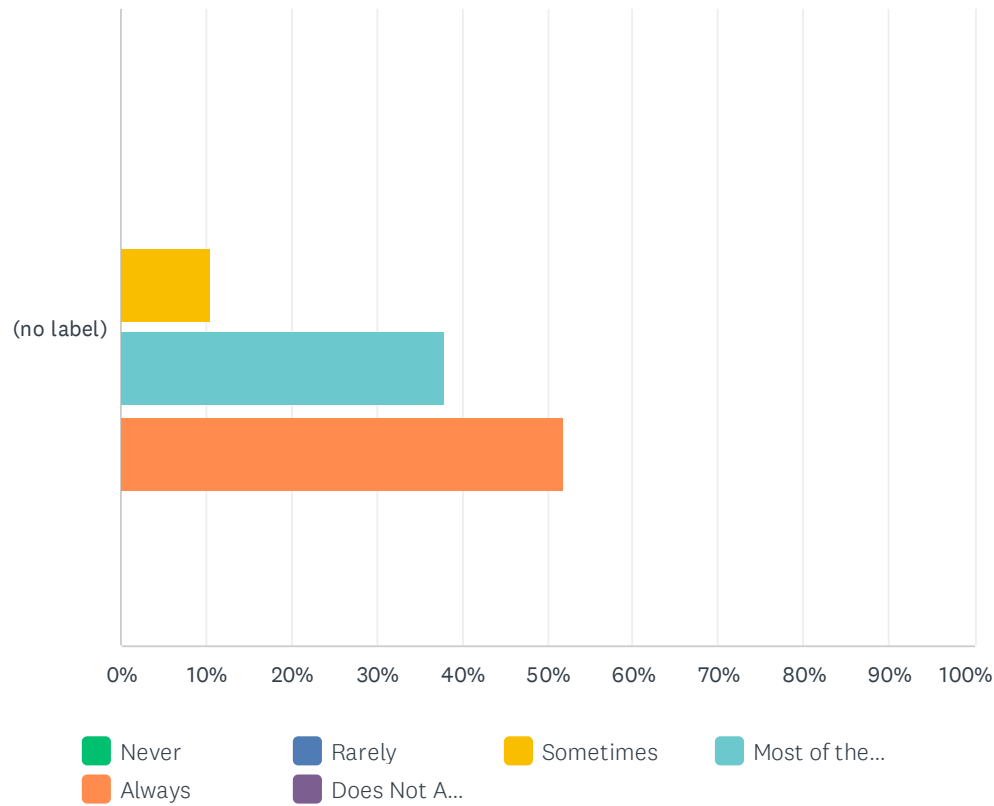
Answered: 27 Skipped: 3



	NEVER	RARELY	SOMETIMES	MOST OF THE TIME	ALWAYS	DOES NOT APPLY TO ME	TOTAL	WEIGHTED AVERAGE
(no label)	0.00% 0	7.41% 2	25.93% 7	33.33% 9	29.63% 8	3.70% 1	27	3.88

Q11 Staff pay attention to me and the other residents

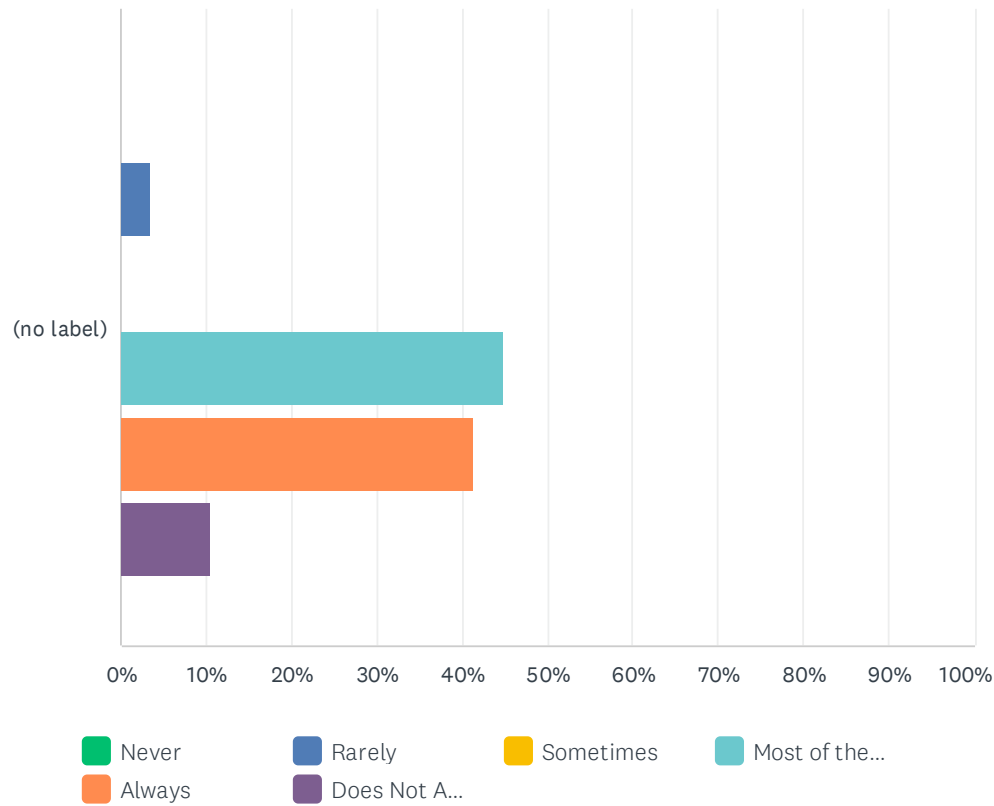
Answered: 29 Skipped: 1



	NEVER	RARELY	SOMETIMES	MOST OF THE TIME	ALWAYS	DOES NOT APPLY TO ME	TOTAL	WEIGHTED AVERAGE
(no label)	0.00% 0	0.00% 0	10.34% 3	37.93% 11	51.72% 15	0.00% 0	29	4.41

Q12 Staff are there when I need them emotionally

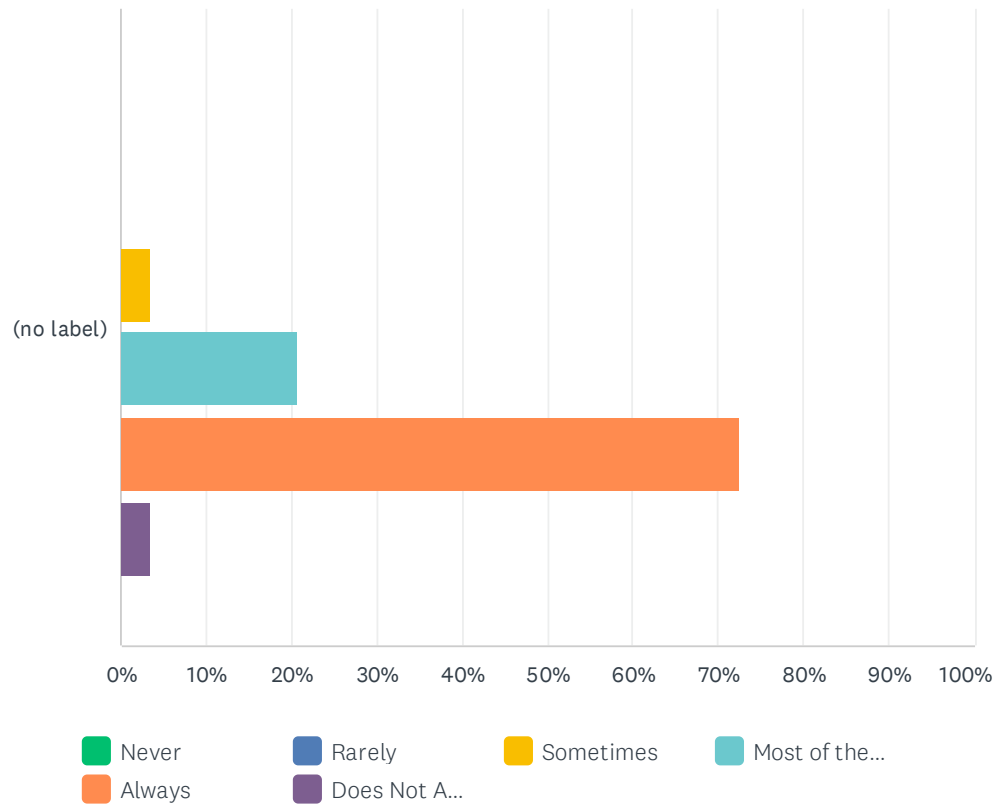
Answered: 29 Skipped: 1



	NEVER	RARELY	SOMETIMES	MOST OF THE TIME	ALWAYS	DOES NOT APPLY TO ME	TOTAL	WEIGHTED AVERAGE
(no label)	0.00% 0	3.45% 1	0.00% 0	44.83% 13	41.38% 12	10.34% 3	29	4.38

Q13 I feel safe in my room

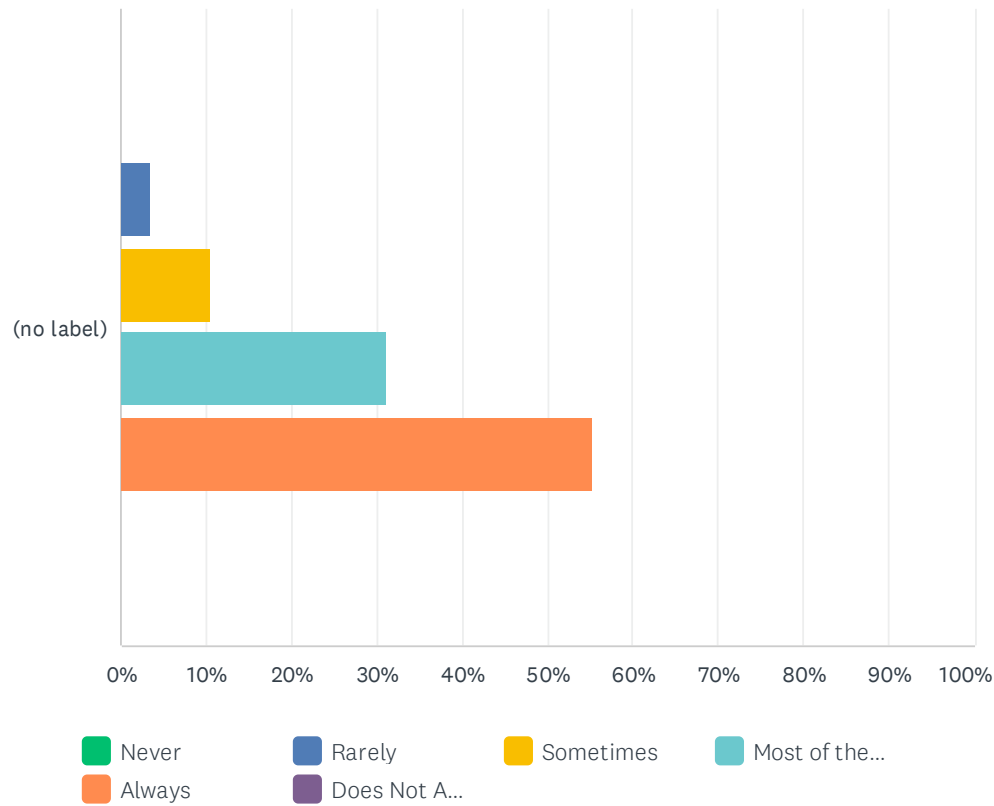
Answered: 29 Skipped: 1



	NEVER	RARELY	SOMETIMES	MOST OF THE TIME	ALWAYS	DOES NOT APPLY TO ME	TOTAL	WEIGHTED AVERAGE
(no label)	0.00% 0	0.00% 0	3.45% 1	20.69% 6	72.41% 21	3.45% 1	29	4.71

Q14 The staff tell me why they come to your room

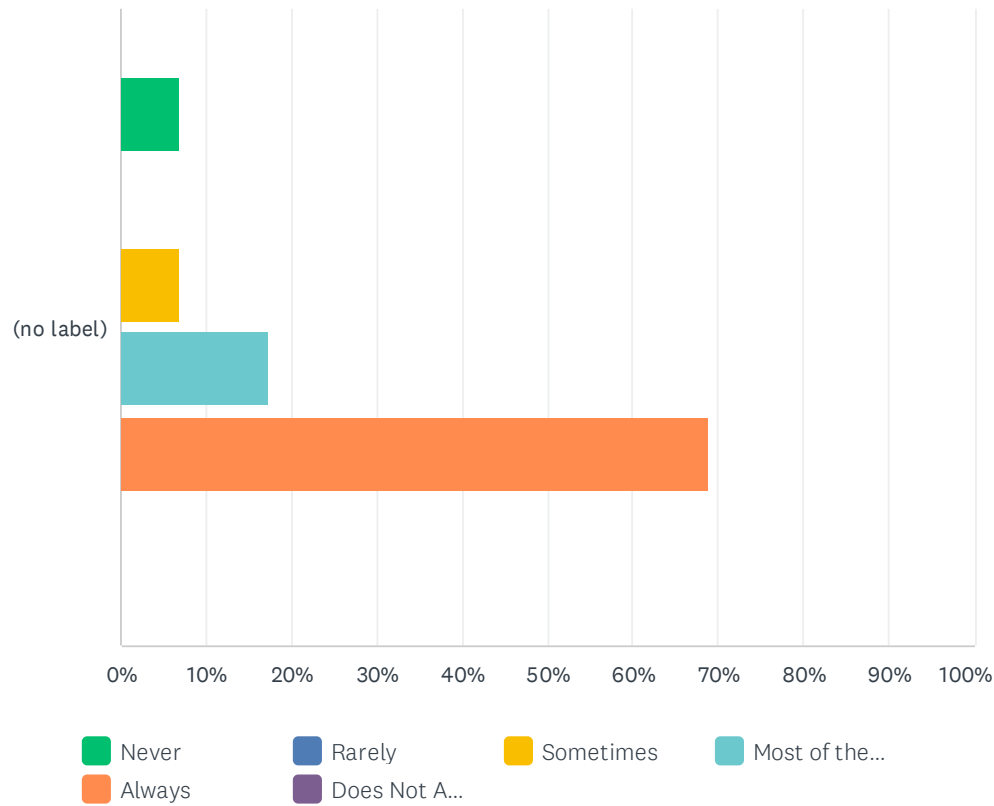
Answered: 29 Skipped: 1



	NEVER	RARELY	SOMETIMES	MOST OF THE TIME	ALWAYS	DOES NOT APPLY TO ME	TOTAL	WEIGHTED AVERAGE
(no label)	0.00% 0	3.45% 1	10.34% 3	31.03% 9	55.17% 16	0.00% 0	29	4.38

Q15 The staff act in a professional manner when they deal with me

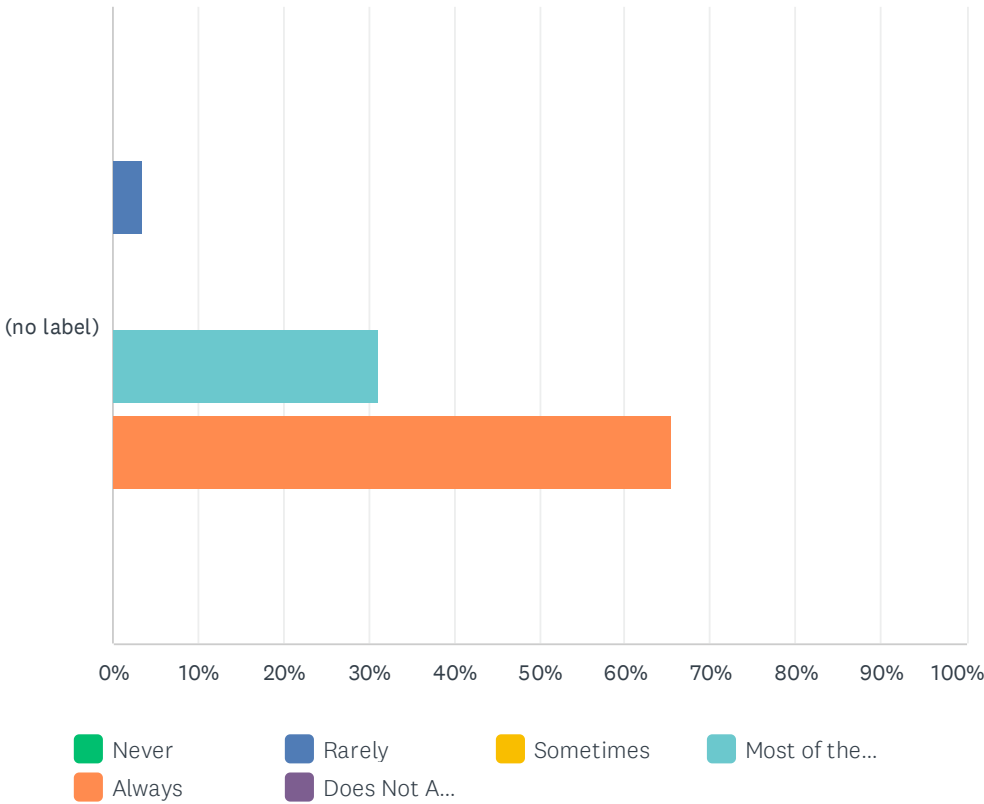
Answered: 29 Skipped: 1



	NEVER	RARELY	SOMETIMES	MOST OF THE TIME	ALWAYS	DOES NOT APPLY TO ME	TOTAL	WEIGHTED AVERAGE
(no label)	6.90% 2	0.00% 0	6.90% 2	17.24% 5	68.97% 20	0.00% 0	29	4.41

Q16 Overall, I am happy with the nursing care

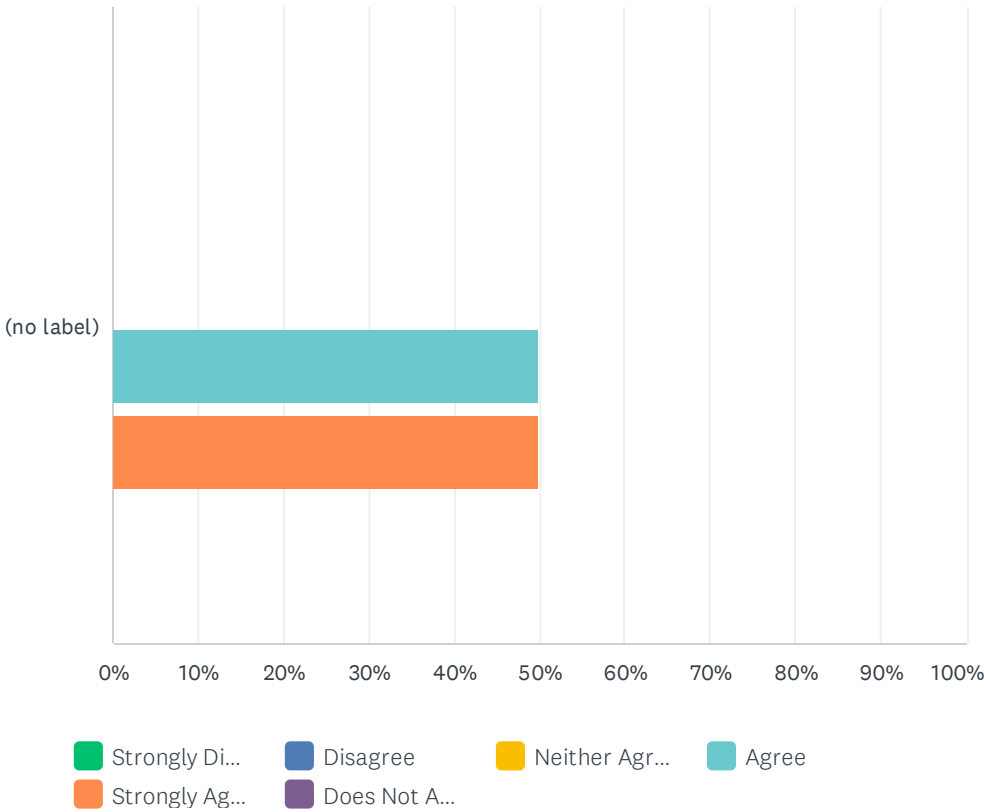
Answered: 29 Skipped: 1



	NEVER	RARELY	SOMETIMES	MOST OF THE TIME	ALWAYS	DOES NOT APPLY TO ME	TOTAL	WEIGHTED AVERAGE
(no label)	0.00% 0	3.45% 1	0.00% 0	31.03% 9	65.52% 19	0.00% 0	29	4.59

Q17 The staff are friendly and courteous

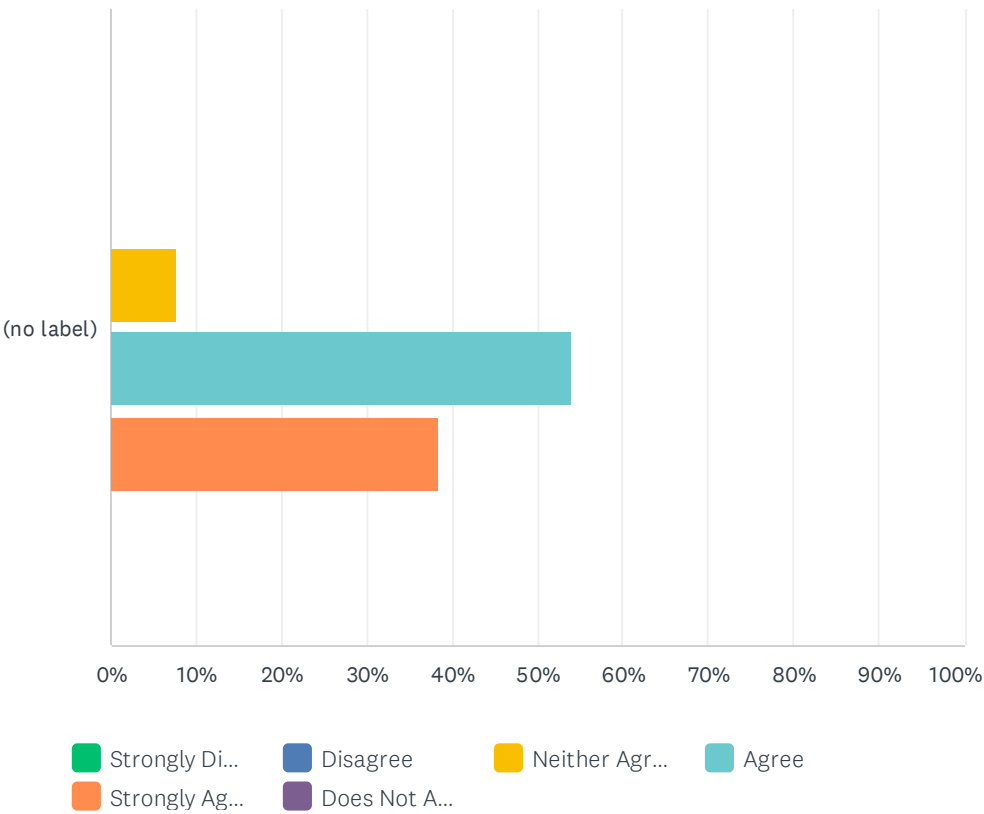
Answered: 26 Skipped: 4



	STRONGLY DISAGREE	DISAGREE	NEITHER AGREE OR DISAGREE	AGREE	STRONGLY AGREE	DOES NOT APPLY TO ME	TOTAL	WEIGHTED AVERAGE
(no label)	0.00% 0	0.00% 0	0.00% 0	50.00% 13	50.00% 13	0.00% 0	26	4.50

Q18 Do the staff take time to have conversations with the residents?

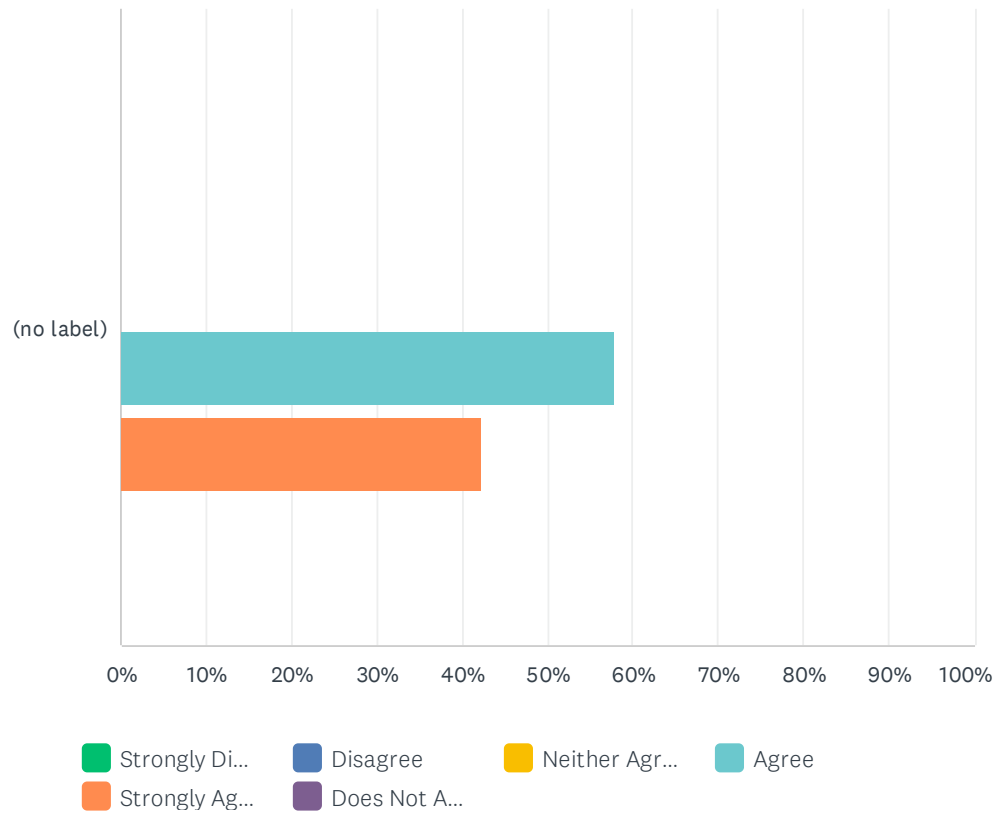
Answered: 26 Skipped: 4



	STRONGLY DISAGREE	DISAGREE	NEITHER AGREE OR DISAGREE	AGREE	STRONGLY AGREE	DOES NOT APPLY TO ME	TOTAL	WEIGHTED AVERAGE
(no label)	0.00% 0	0.00% 0	7.69% 2	53.85% 14	38.46% 10	0.00% 0	26	4.31

Q19 When I tell the staff a concern I feel they listen

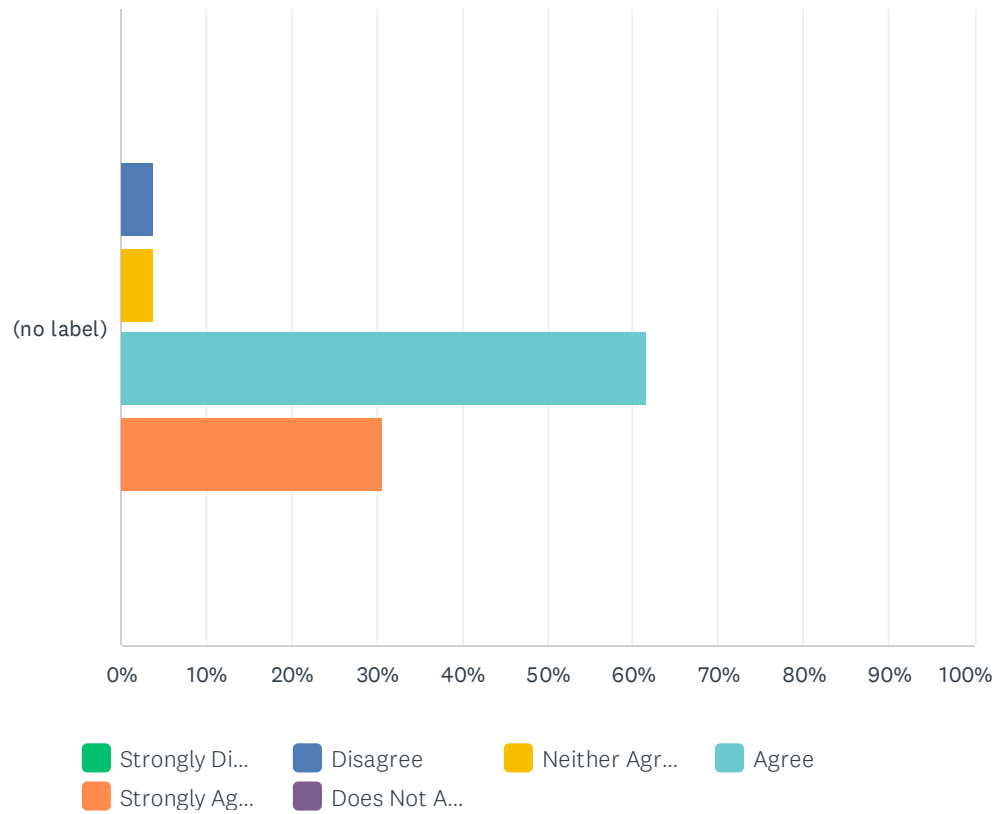
Answered: 26 Skipped: 4



	STRONGLY DISAGREE	DISAGREE	NEITHER AGREE OR DISAGREE	AGREE	STRONGLY AGREE	DOES NOT APPLY TO ME	TOTAL	WEIGHTED AVERAGE
(no label)	0.00% 0	0.00% 0	0.00% 0	57.69% 15	42.31% 11	0.00% 0	26	4.42

Q20 Do problems get resolved in a timely manner?

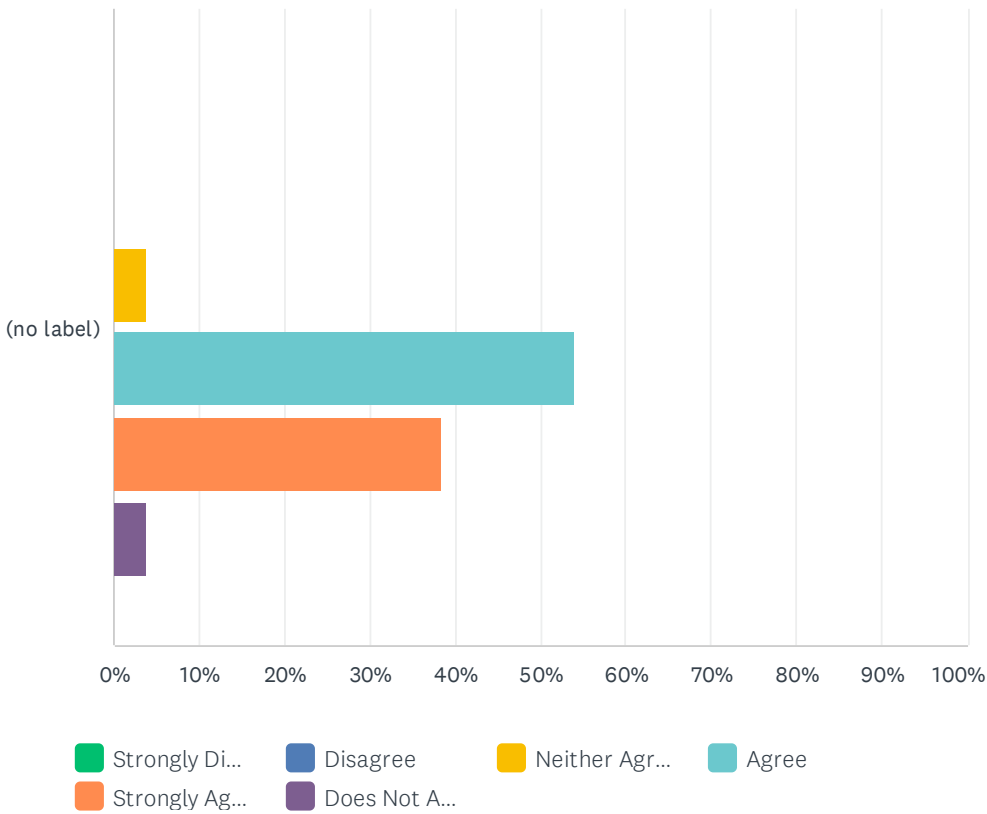
Answered: 26 Skipped: 4



	STRONGLY DISAGREE	DISAGREE	NEITHER AGREE OR DISAGREE	AGREE	STRONGLY AGREE	DOES NOT APPLY TO ME	TOTAL	WEIGHTED AVERAGE
(no label)	0.00% 0	3.85% 1	3.85% 1	61.54% 16	30.77% 8	0.00% 0	26	4.19

Q21 Are you given feedback/ answers to your questions and concerns?

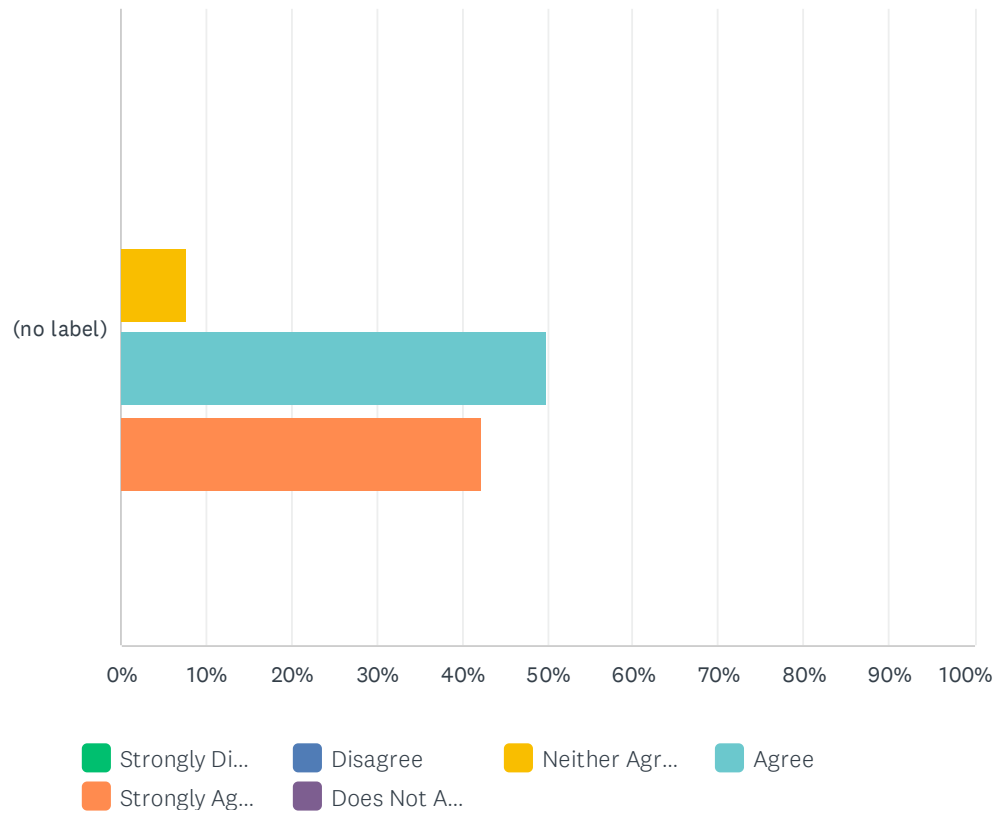
Answered: 26 Skipped: 4



	STRONGLY DISAGREE	DISAGREE	NEITHER AGREE OR DISAGREE	AGREE	STRONGLY AGREE	DOES NOT APPLY TO ME	TOTAL	WEIGHTED AVERAGE
(no label)	0.00% 0	0.00% 0	3.85% 1	53.85% 14	38.46% 10	3.85% 1	26	4.36

Q22 Overall, I'm satisfied with how problems are handled

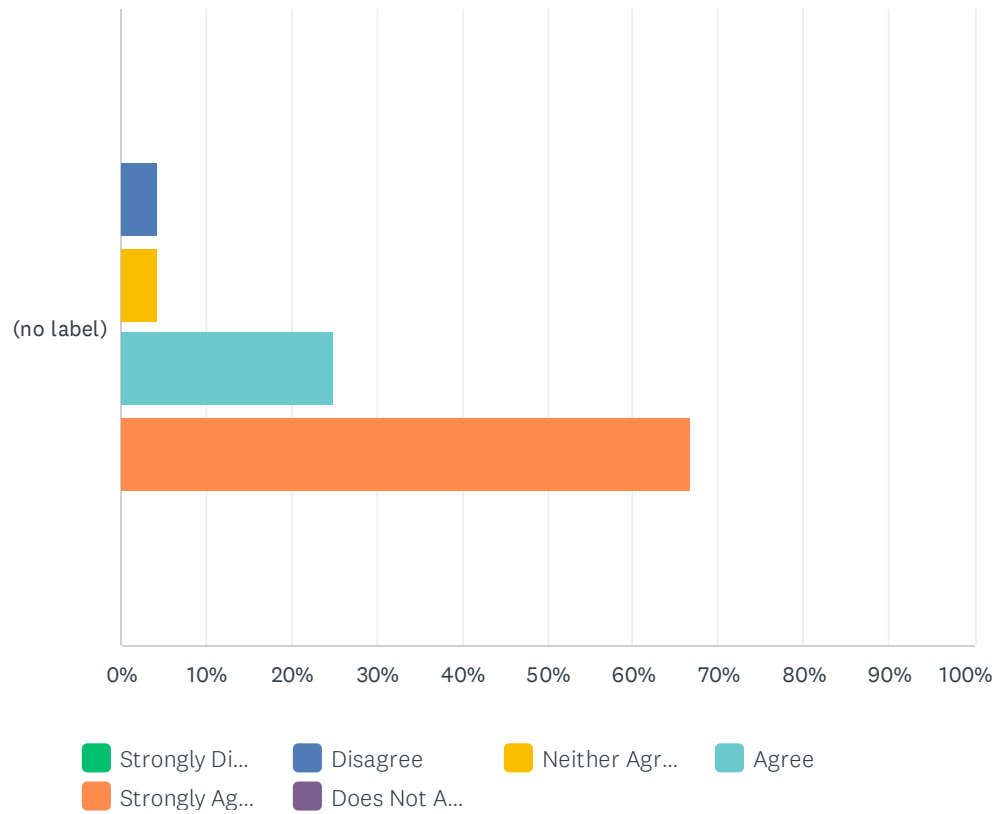
Answered: 26 Skipped: 4



	STRONGLY DISAGREE	DISAGREE	NEITHER AGREE OR DISAGREE	AGREE	STRONGLY AGREE	DOES NOT APPLY TO ME	TOTAL	WEIGHTED AVERAGE
(no label)	0.00% 0	0.00% 0	7.69% 2	50.00% 13	42.31% 11	0.00% 0	26	4.35

Q23 The home is kept clean

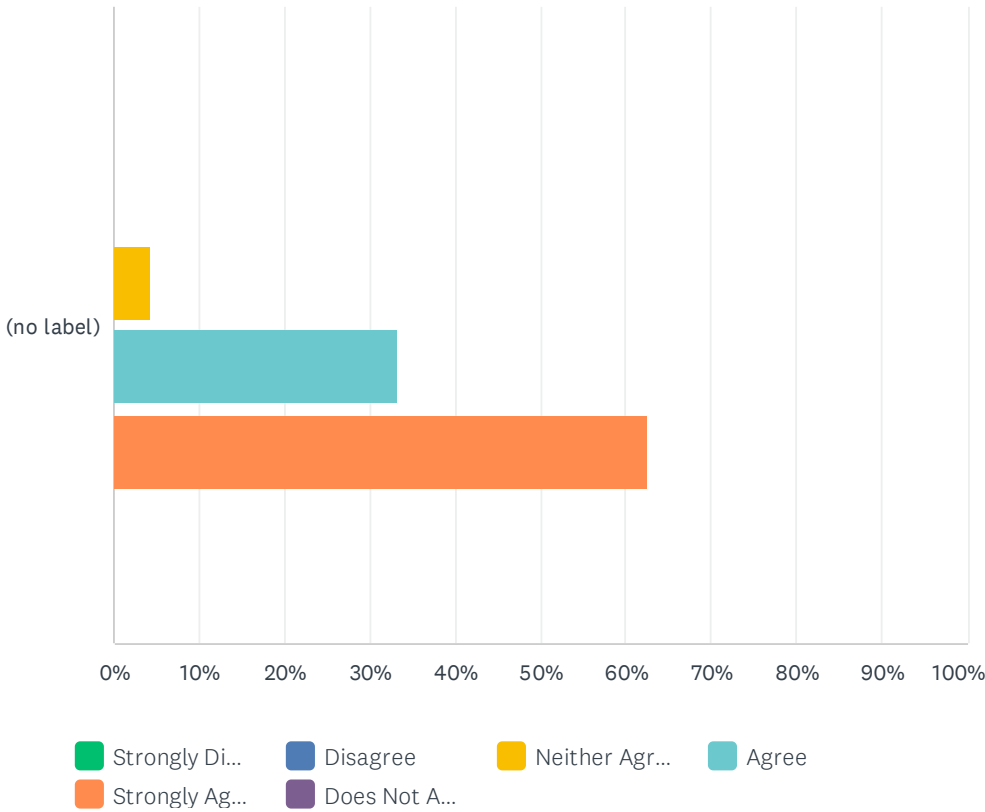
Answered: 24 Skipped: 6



	STRONGLY DISAGREE	DISAGREE	NEITHER AGREE OR DISAGREE	AGREE	STRONGLY AGREE	DOES NOT APPLY TO ME	TOTAL	WEIGHTED AVERAGE
(no label)	0.00% 0	4.17% 1	4.17% 1	25.00% 6	66.67% 16	0.00% 0	24	4.54

Q24 The home is well maintained

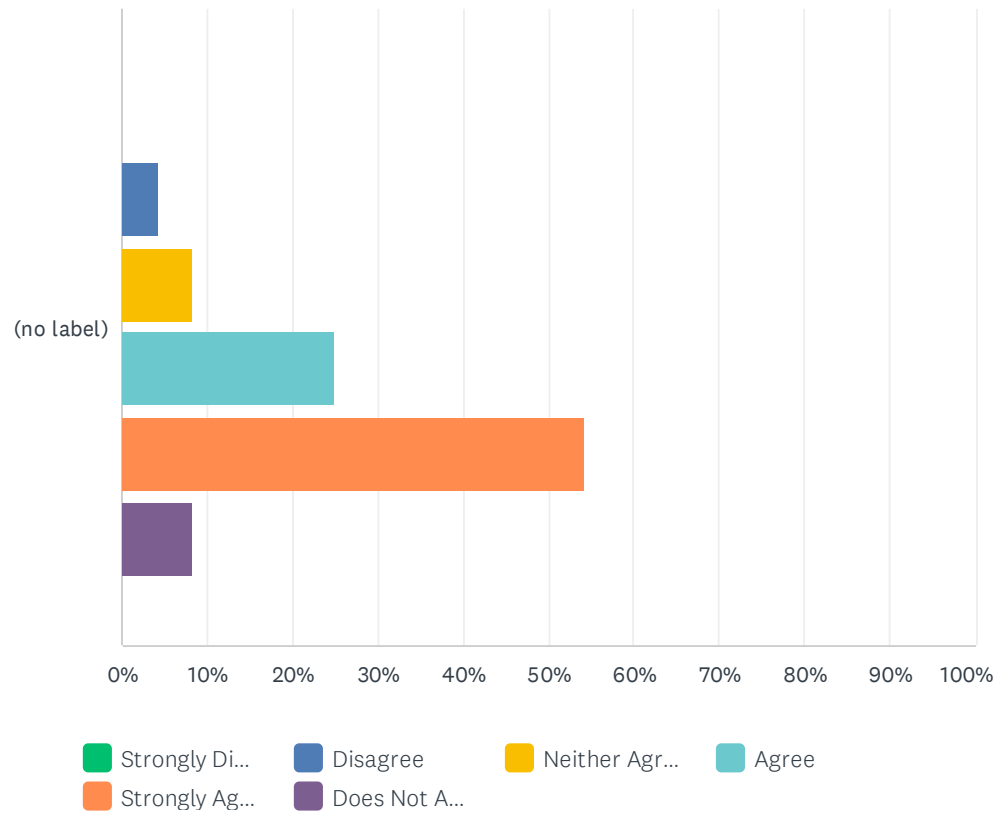
Answered: 24 Skipped: 6



	STRONGLY DISAGREE	DISAGREE	NEITHER AGREE OR DISAGREE	AGREE	STRONGLY AGREE	DOES NOT APPLY TO ME	TOTAL	WEIGHTED AVERAGE
(no label)	0.00% 0	0.00% 0	4.17% 1	33.33% 8	62.50% 15	0.00% 0	24	4.58

Q25 The gardens and grounds outside are well maintained

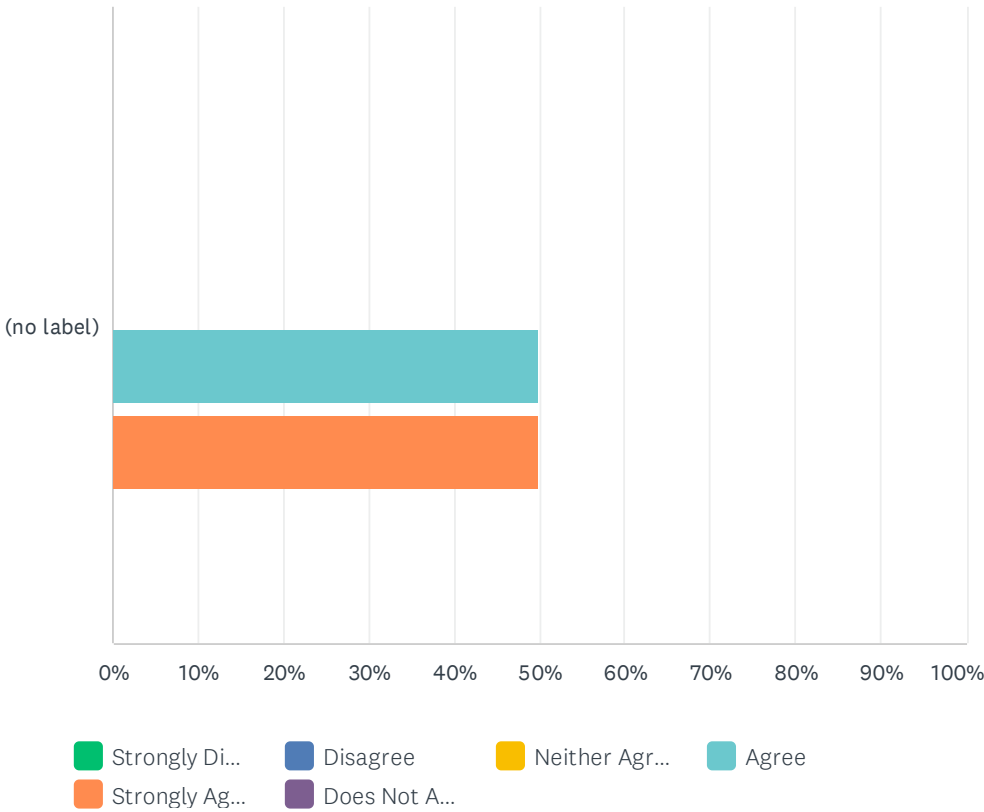
Answered: 24 Skipped: 6



	STRONGLY DISAGREE	DISAGREE	NEITHER AGREE OR DISAGREE	AGREE	STRONGLY AGREE	DOES NOT APPLY TO ME	TOTAL	WEIGHTED AVERAGE
(no label)	0.00% 0	4.17% 1	8.33% 2	25.00% 6	54.17% 13	8.33% 2	24	4.41

Q26 The décor in shared public areas is warm and inviting

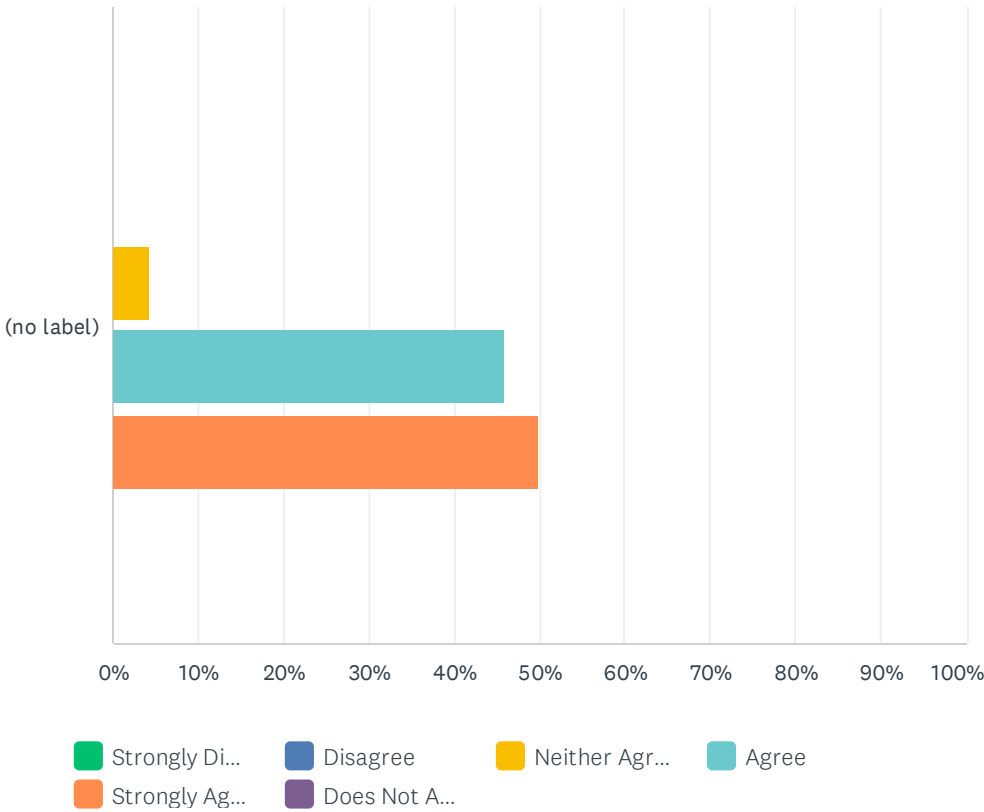
Answered: 24 Skipped: 6



	STRONGLY DISAGREE	DISAGREE	NEITHER AGREE OR DISAGREE	AGREE	STRONGLY AGREE	DOES NOT APPLY TO ME	TOTAL	WEIGHTED AVERAGE
(no label)	0.00% 0	0.00% 0	0.00% 0	50.00% 12	50.00% 12	0.00% 0	24	4.50

Q27 There is a home-like feel to our home

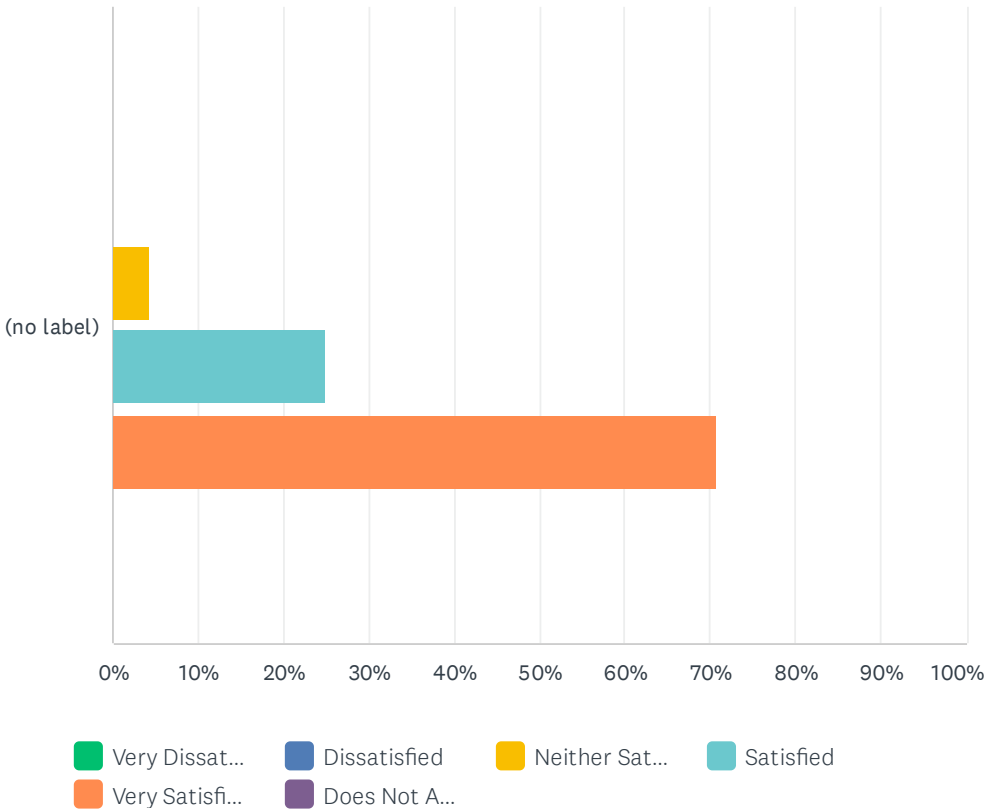
Answered: 24 Skipped: 6



	STRONGLY DISAGREE	DISAGREE	NEITHER AGREE OR DISAGREE	AGREE	STRONGLY AGREE	DOES NOT APPLY TO ME	TOTAL	WEIGHTED AVERAGE
(no label)	0.00% 0	0.00% 0	4.17% 1	45.83% 11	50.00% 12	0.00% 0	24	4.46

Q28 I enjoy the programs offered

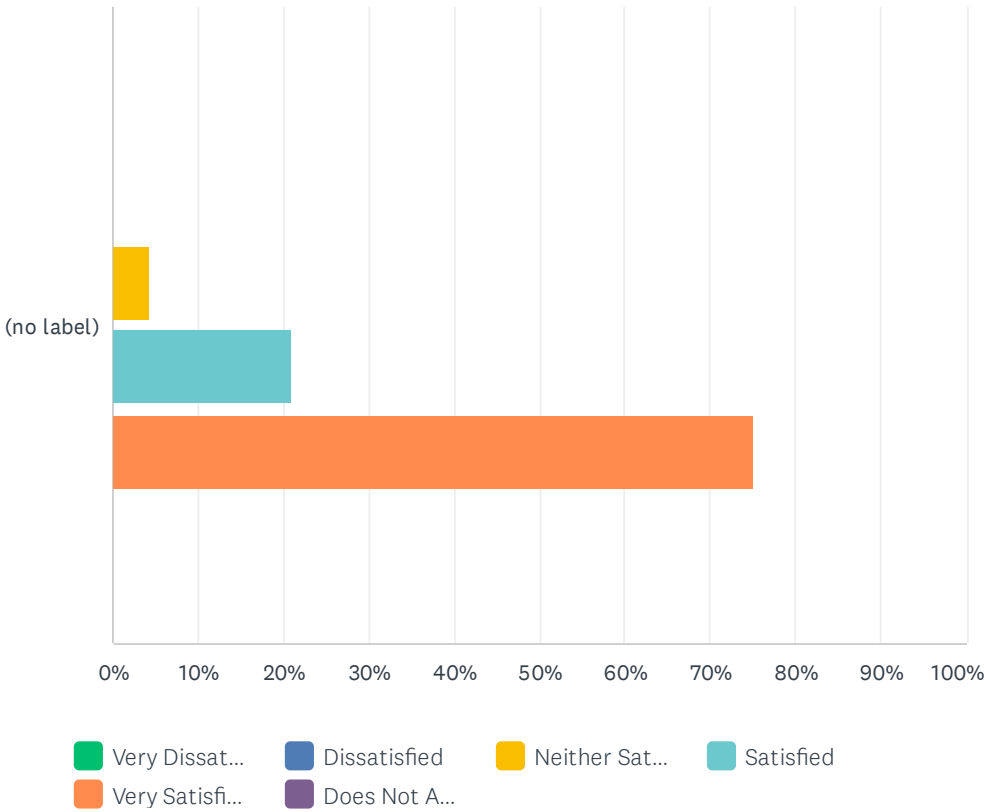
Answered: 24 Skipped: 6



	VERY DISSATISFIED	DISSATISFIED	NEITHER SATISFIED OR DISSATISFIED	SATISFIED	VERY SATISFIED	DOES NOT APPLY TO ME	TOTAL	WEIGHTED AVERAGE
(no label)	0.00% 0	0.00% 0	4.17% 1	25.00% 6	70.83% 17	0.00% 0	24	4.67

Q29 I am able to participate in programs, and be as busy as I choose

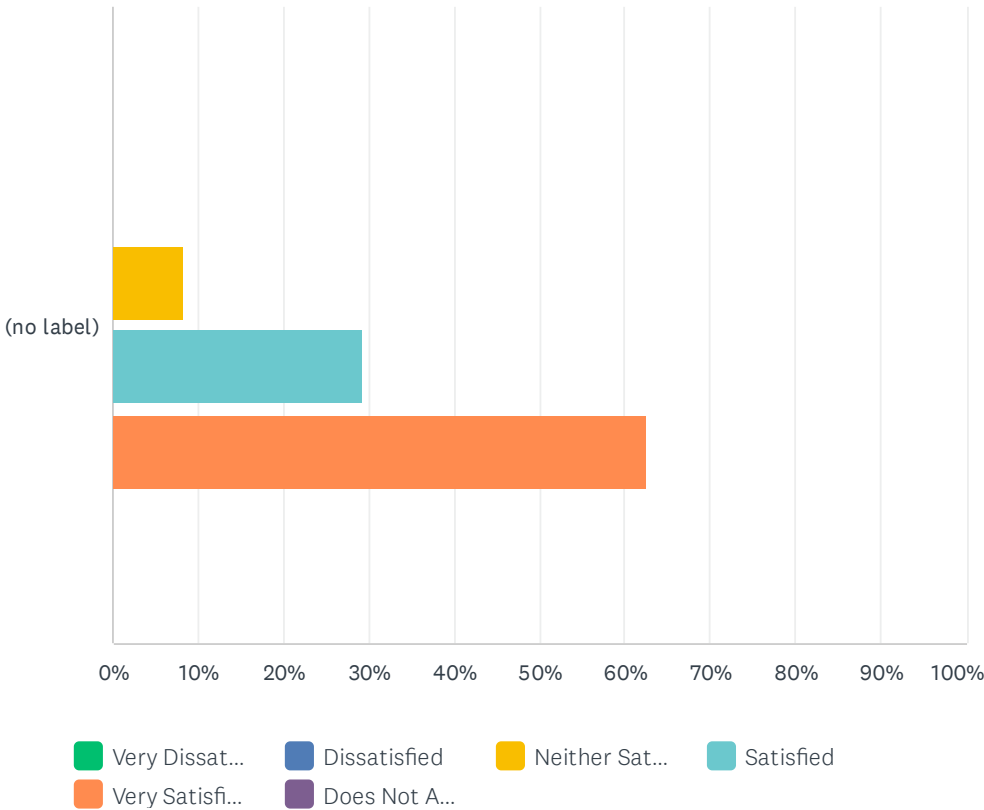
Answered: 24 Skipped: 6



	VERY DISSATISFIED	DISSATISFIED	NEITHER SATISFIED OR DISSATISFIED	SATISFIED	VERY SATISFIED	DOES NOT APPLY TO ME	TOTAL	WEIGHTED AVERAGE
(no label)	0.00% 0	0.00% 0	4.17% 1	20.83% 5	75.00% 18	0.00% 0	24	4.71

Q30 There is a good variety of programs

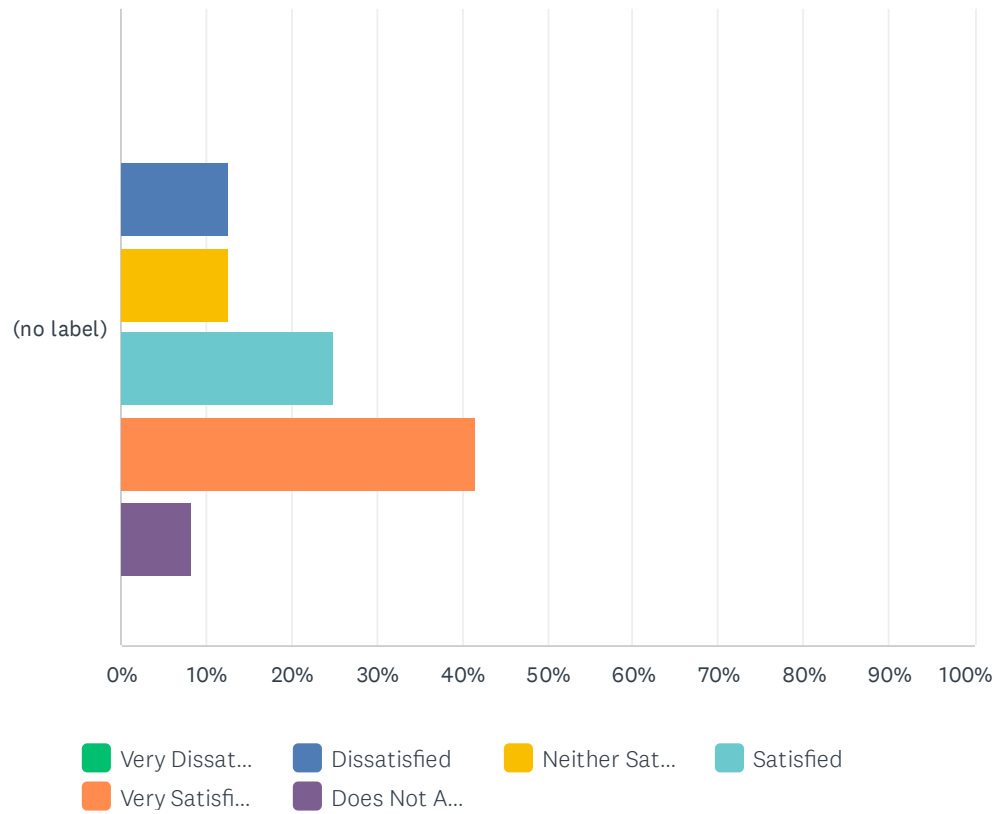
Answered: 24 Skipped: 6



	VERY DISSATISFIED	DISSATISFIED	NEITHER SATISFIED OR DISSATISFIED	SATISFIED	VERY SATISFIED	DOES NOT APPLY TO ME	TOTAL	WEIGHTED AVERAGE
(no label)	0.00% 0	0.00% 0	8.33% 2	29.17% 7	62.50% 15	0.00% 0	24	4.54

Q31 Are there enough programs on the weekends?

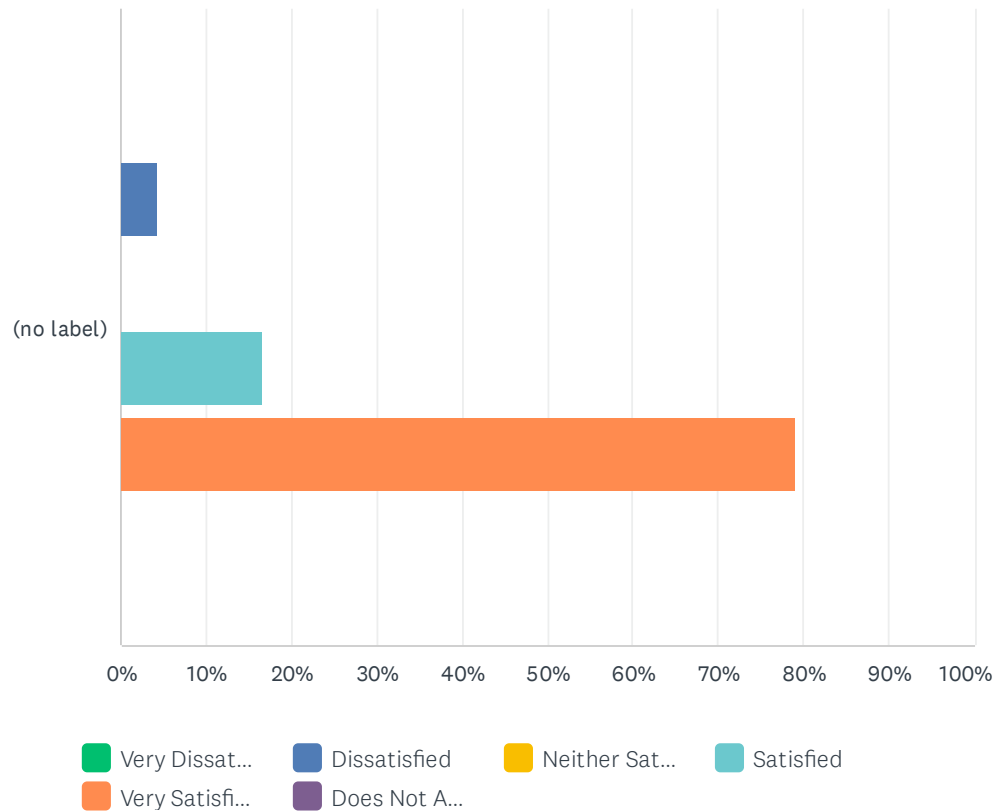
Answered: 24 Skipped: 6



	VERY DISSATISFIED	DISSATISFIED	NEITHER SATISFIED OR DISSATISFIED	SATISFIED	VERY SATISFIED	DOES NOT APPLY TO ME	TOTAL	WEIGHTED AVERAGE
(no label)	0.00% 0	12.50% 3	12.50% 3	25.00% 6	41.67% 10	8.33% 2	24	4.05

Q32 Do you receive enough attention from the staff in the programs department?

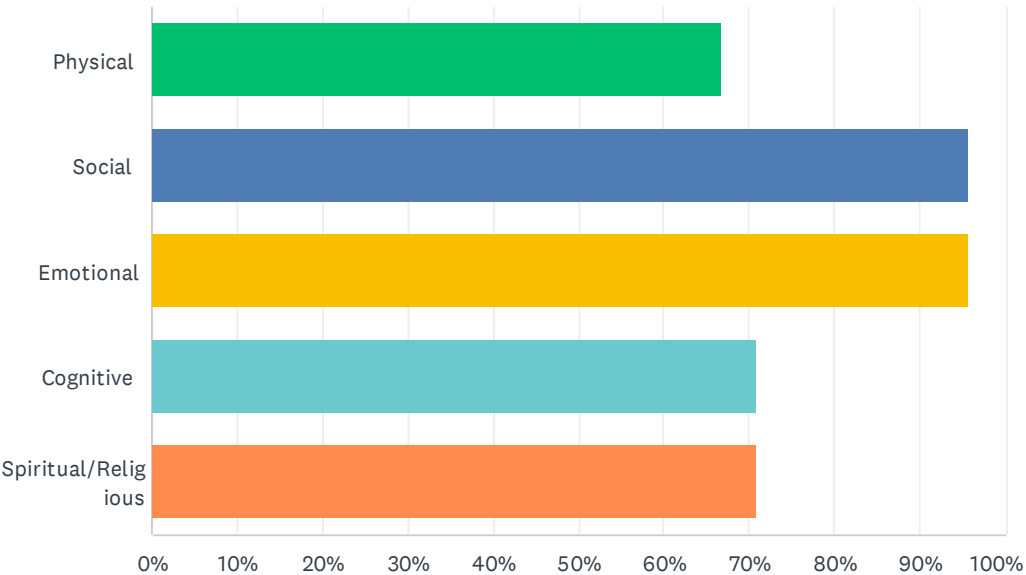
Answered: 24 Skipped: 6



	VERY DISSATISFIED	DISSATISFIED	NEITHER SATISFIED OR DISSATISFIED	SATISFIED	VERY SATISFIED	DOES NOT APPLY TO ME	TOTAL	WEIGHTED AVERAGE
(no label)	0.00% 0	4.17% 1	0.00% 0	16.67% 4	79.17% 19	0.00% 0	24	4.71

Q33 I feel that the programs and opportunities offered to me satisfy my _____ needs and interests (check all that apply).

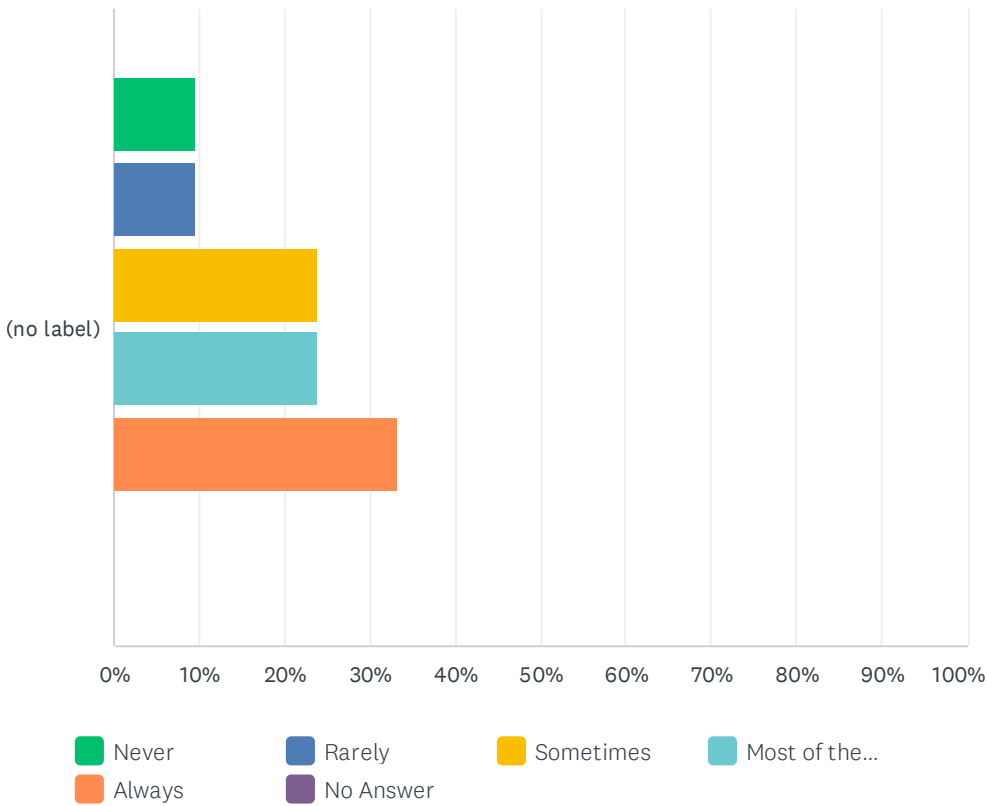
Answered: 24 Skipped: 6



ANSWER CHOICES	RESPONSES	
Physical	66.67%	16
Social	95.83%	23
Emotional	95.83%	23
Cognitive	70.83%	17
Spiritual/Religious	70.83%	17
Total Respondents: 24		

Q34 I am happy with the food choices

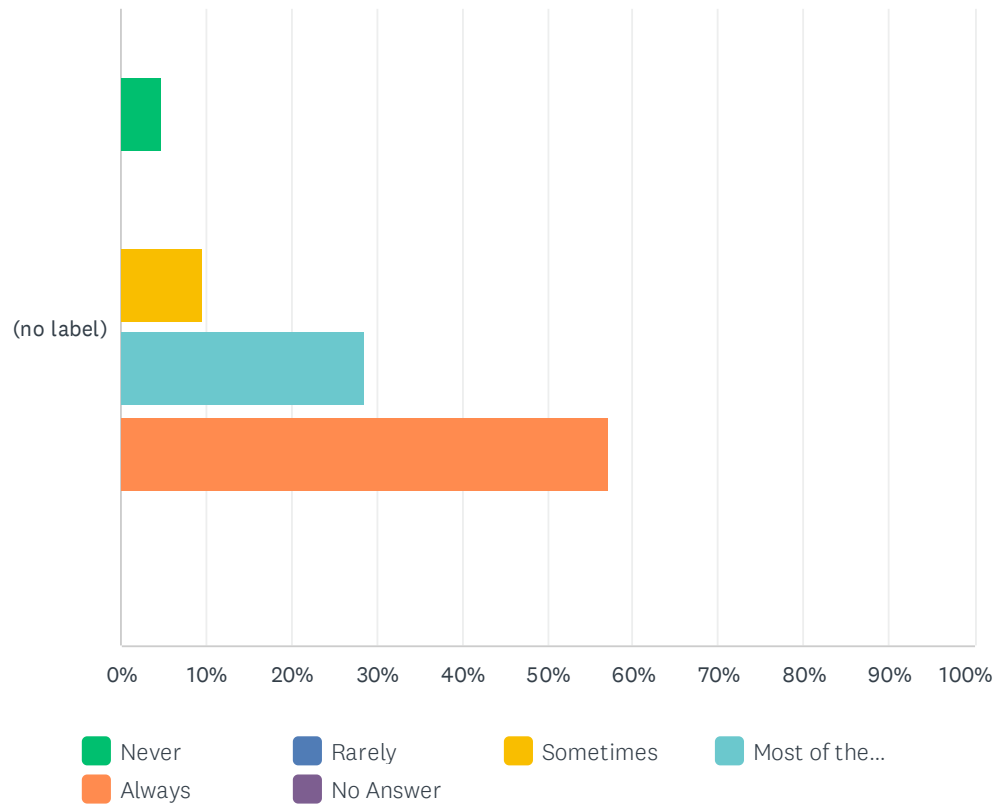
Answered: 21 Skipped: 9



	NEVER	RARELY	SOMETIMES	MOST OF THE TIME	ALWAYS	NO ANSWER	TOTAL	WEIGHTED AVERAGE
(no label)	9.52% 2	9.52% 2	23.81% 5	23.81% 5	33.33% 7	0.00% 0	21	3.62

Q35 Mealtime is an enjoyable time

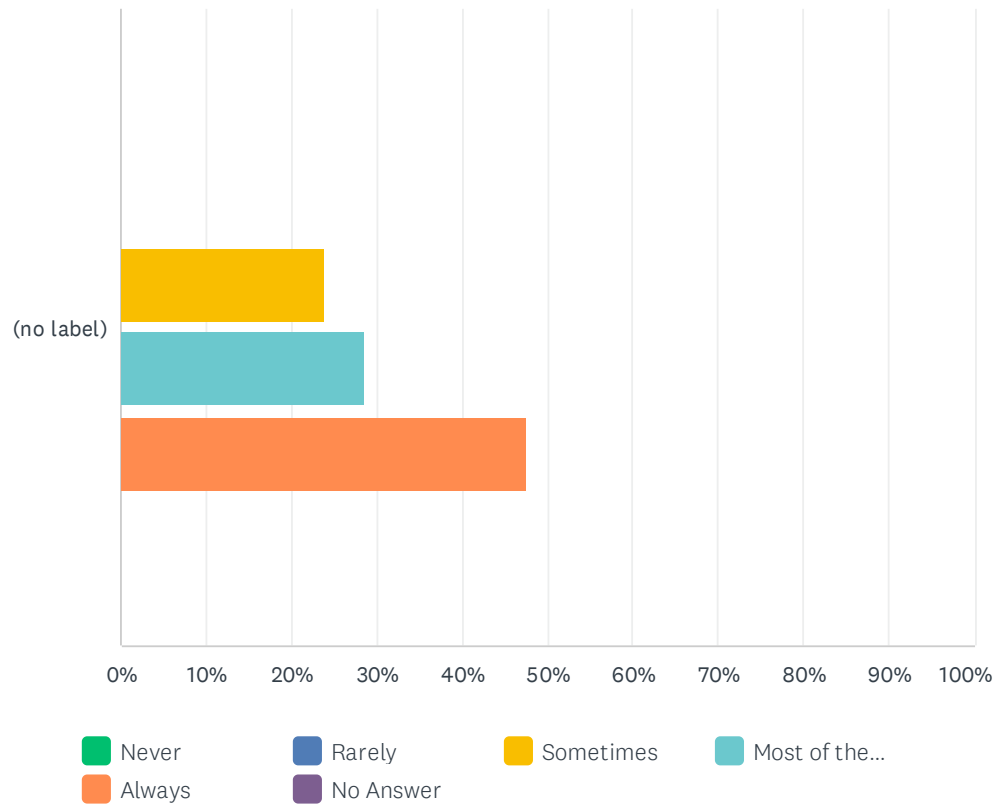
Answered: 21 Skipped: 9



	NEVER	RARELY	SOMETIMES	MOST OF THE TIME	ALWAYS	NO ANSWER	TOTAL	WEIGHTED AVERAGE
(no label)	4.76% 1	0.00% 0	9.52% 2	28.57% 6	57.14% 12	0.00% 0	21	4.33

Q36 I am able to get my meal choice

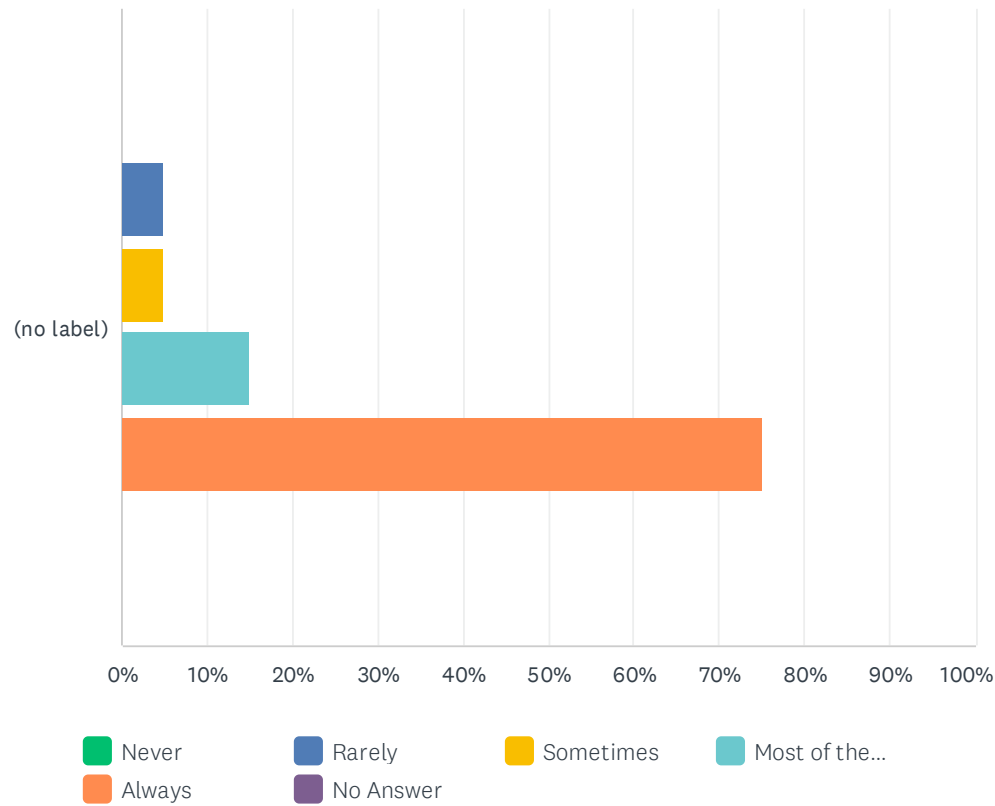
Answered: 21 Skipped: 9



	NEVER	RARELY	SOMETIMES	MOST OF THE TIME	ALWAYS	NO ANSWER	TOTAL	WEIGHTED AVERAGE
(no label)	0.00% 0	0.00% 0	23.81% 5	28.57% 6	47.62% 10	0.00% 0	21	4.24

Q37 I am satisfied with the quantity of food at meals

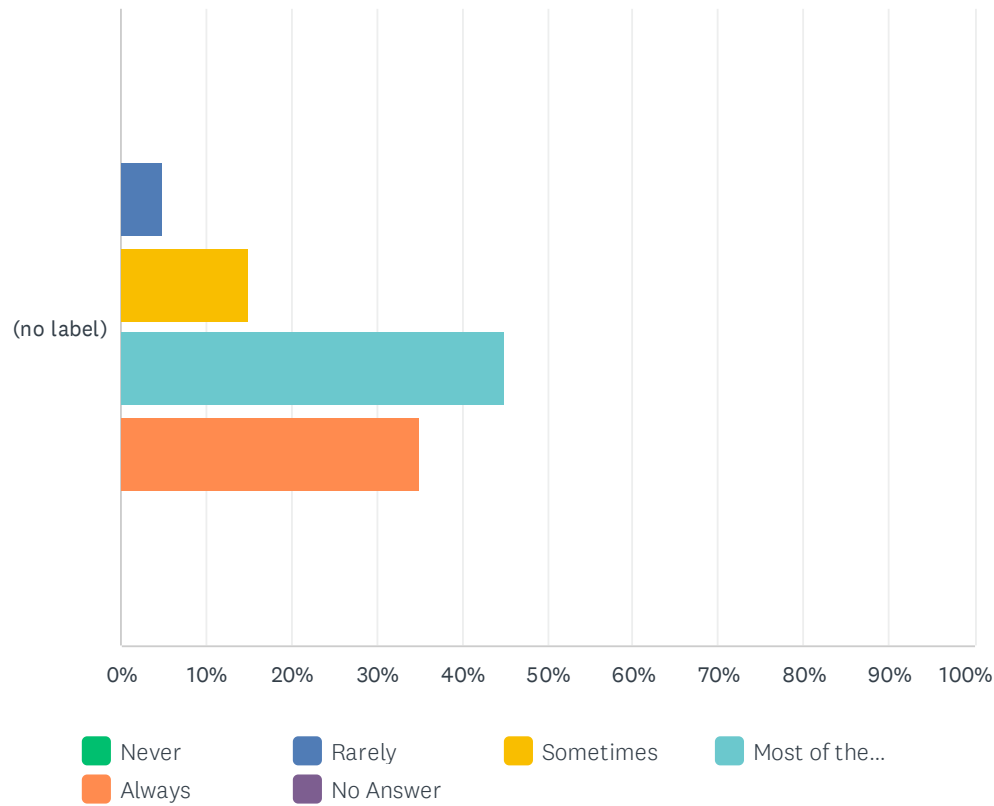
Answered: 20 Skipped: 10



	NEVER	RARELY	SOMETIMES	MOST OF THE TIME	ALWAYS	NO ANSWER	TOTAL	WEIGHTED AVERAGE
(no label)	0.00% 0	5.00% 1	5.00% 1	15.00% 3	75.00% 15	0.00% 0	20	4.60

Q38 There is a good variety of food

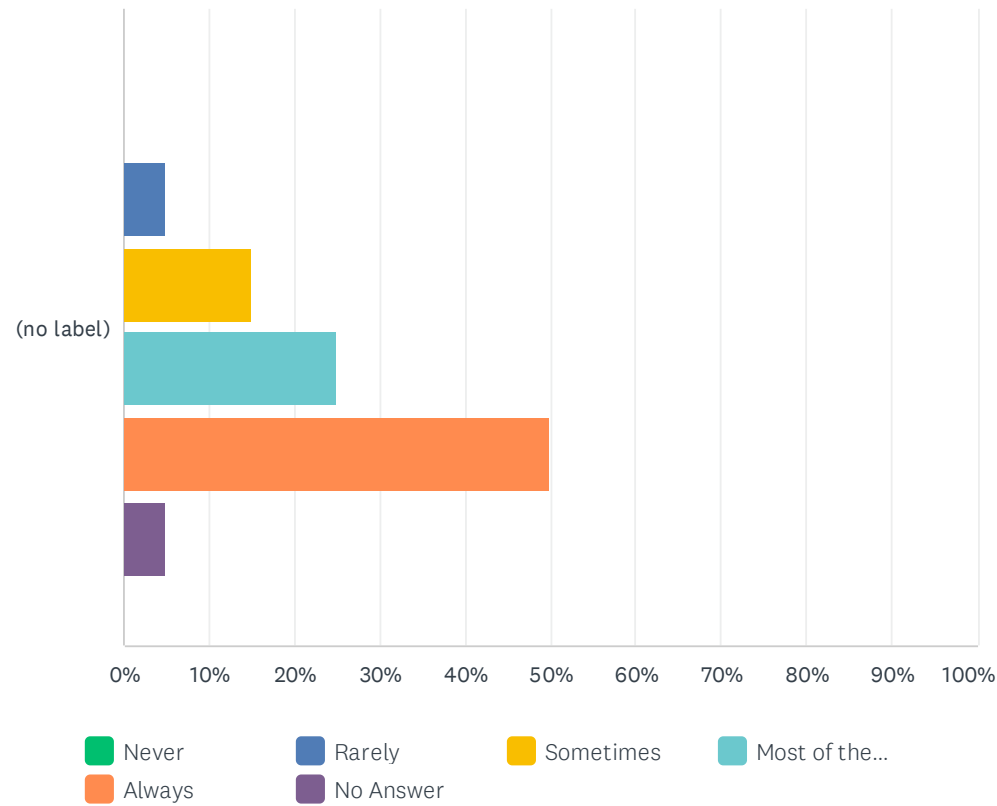
Answered: 20 Skipped: 10



	NEVER	RARELY	SOMETIMES	MOST OF THE TIME	ALWAYS	NO ANSWER	TOTAL	WEIGHTED AVERAGE
(no label)	0.00% 0	5.00% 1	15.00% 3	45.00% 9	35.00% 7	0.00% 0	20	4.10

Q39 There is a variety of food on the snack cart

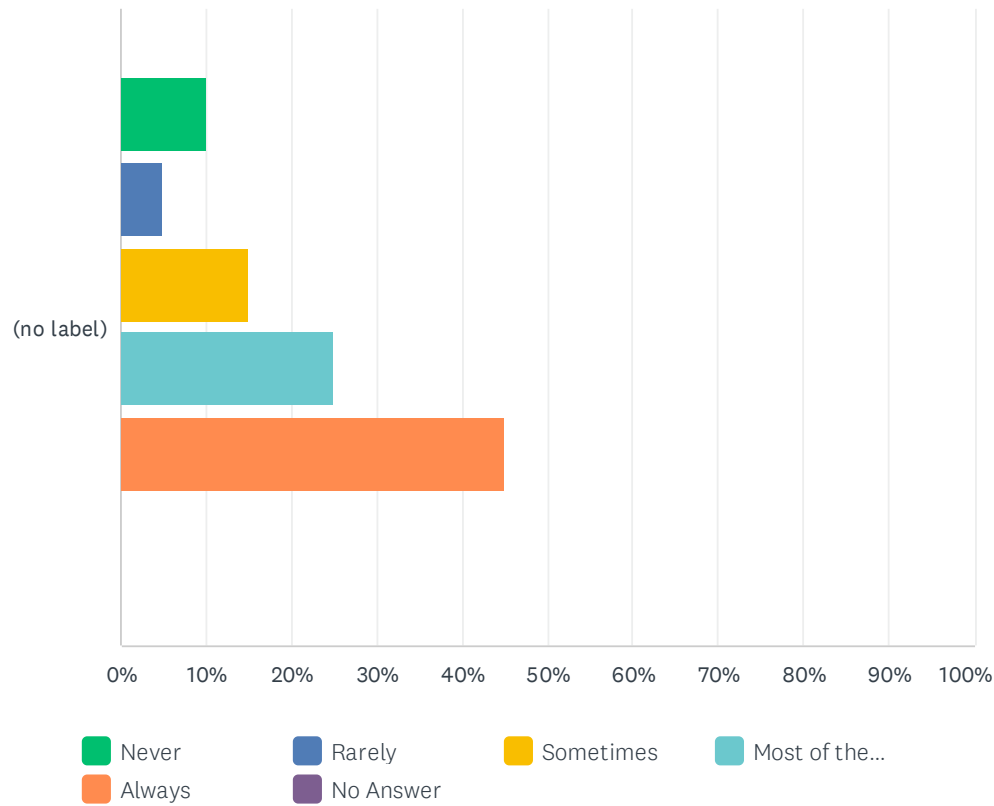
Answered: 20 Skipped: 10



	NEVER	RARELY	SOMETIMES	MOST OF THE TIME	ALWAYS	NO ANSWER	TOTAL	WEIGHTED AVERAGE
(no label)	0.00% 0	5.00% 1	15.00% 3	25.00% 5	50.00% 10	5.00% 1	20	4.26

Q40 The food is tasty and at a good temperature

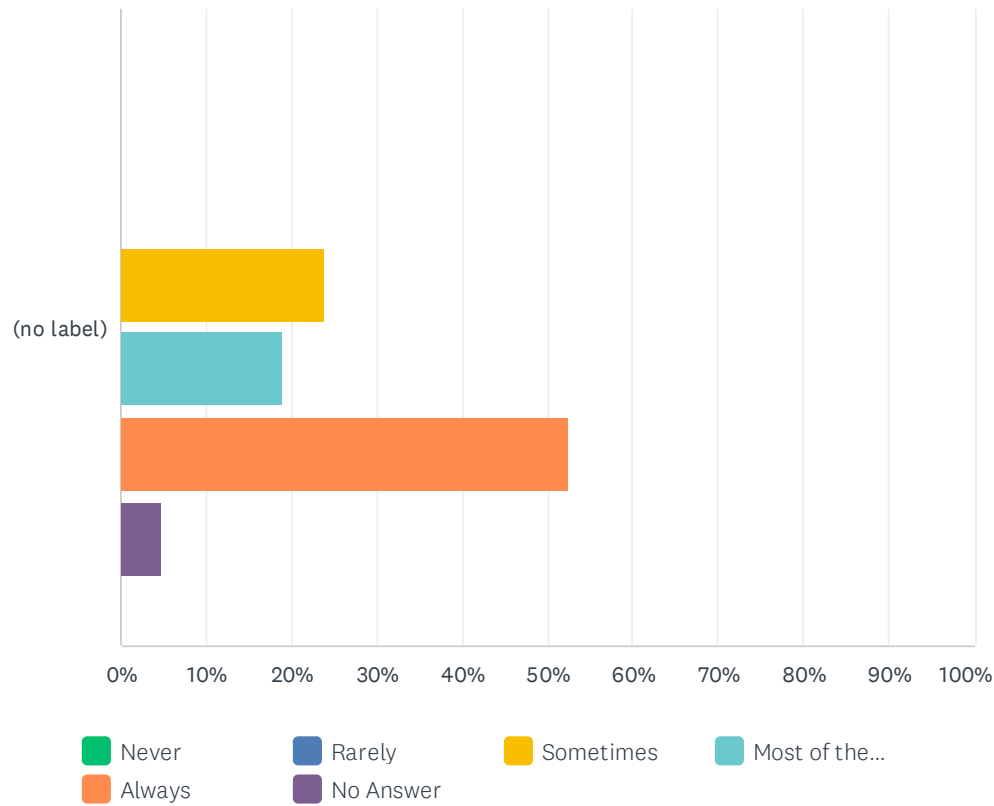
Answered: 20 Skipped: 10



	NEVER	RARELY	SOMETIMES	MOST OF THE TIME	ALWAYS	NO ANSWER	TOTAL	WEIGHTED AVERAGE
(no label)	10.00% 2	5.00% 1	15.00% 3	25.00% 5	45.00% 9	0.00% 0	20	3.90

Q41 I am pleased with the dining experience

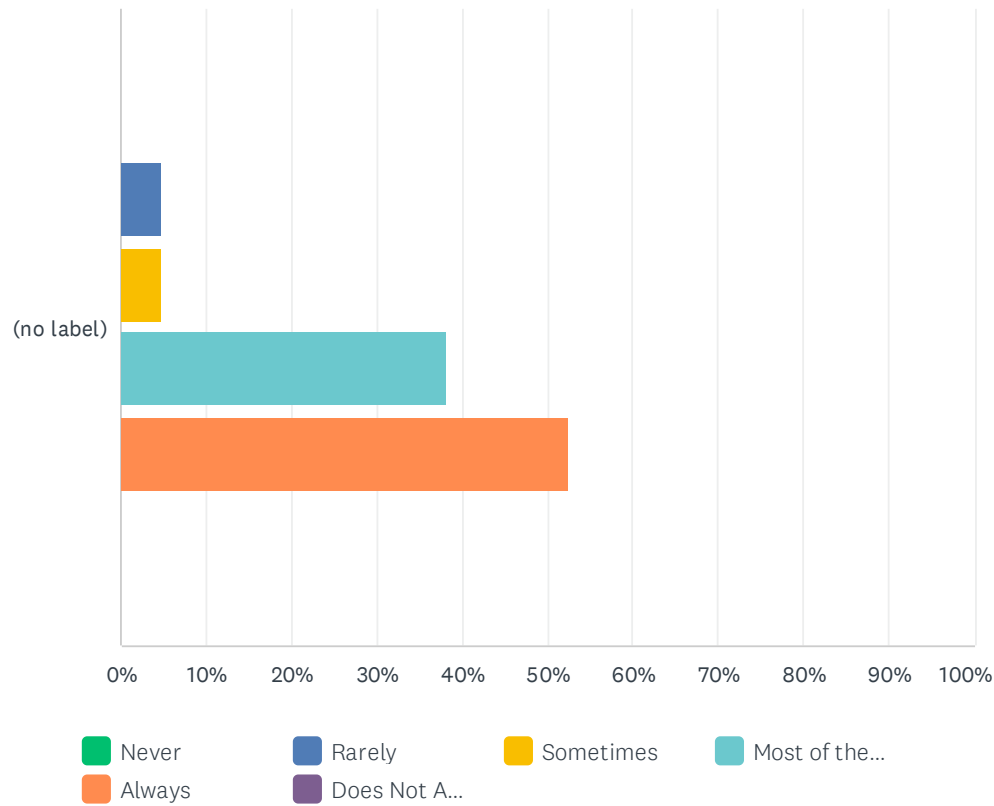
Answered: 21 Skipped: 9



	NEVER	RARELY	SOMETIMES	MOST OF THE TIME	ALWAYS	NO ANSWER	TOTAL	WEIGHTED AVERAGE
(no label)	0.00% 0	0.00% 0	23.81% 5	19.05% 4	52.38% 11	4.76% 1	21	4.30

Q42 How well do the staff listen to you

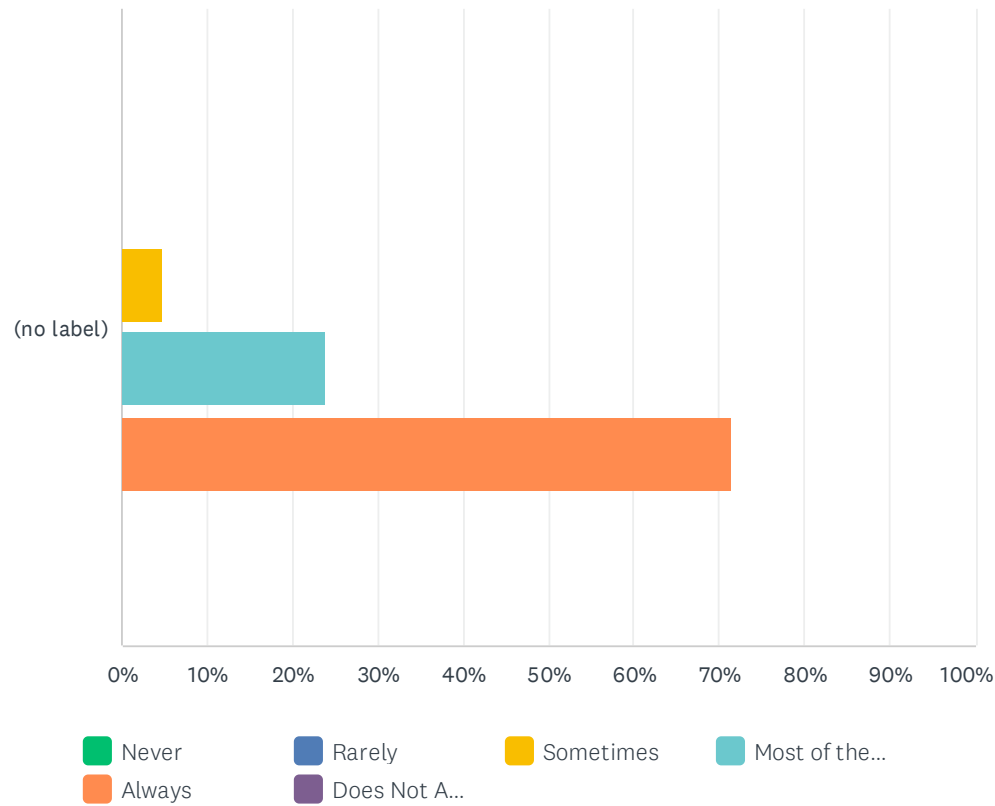
Answered: 21 Skipped: 9



	NEVER	RARELY	SOMETIMES	MOST OF THE TIME	ALWAYS	DOES NOT APPLY TO ME	TOTAL	WEIGHTED AVERAGE
(no label)	0.00% 0	4.76% 1	4.76% 1	38.10% 8	52.38% 11	0.00% 0	21	4.38

Q43 Would you recommend this nursing home to others?

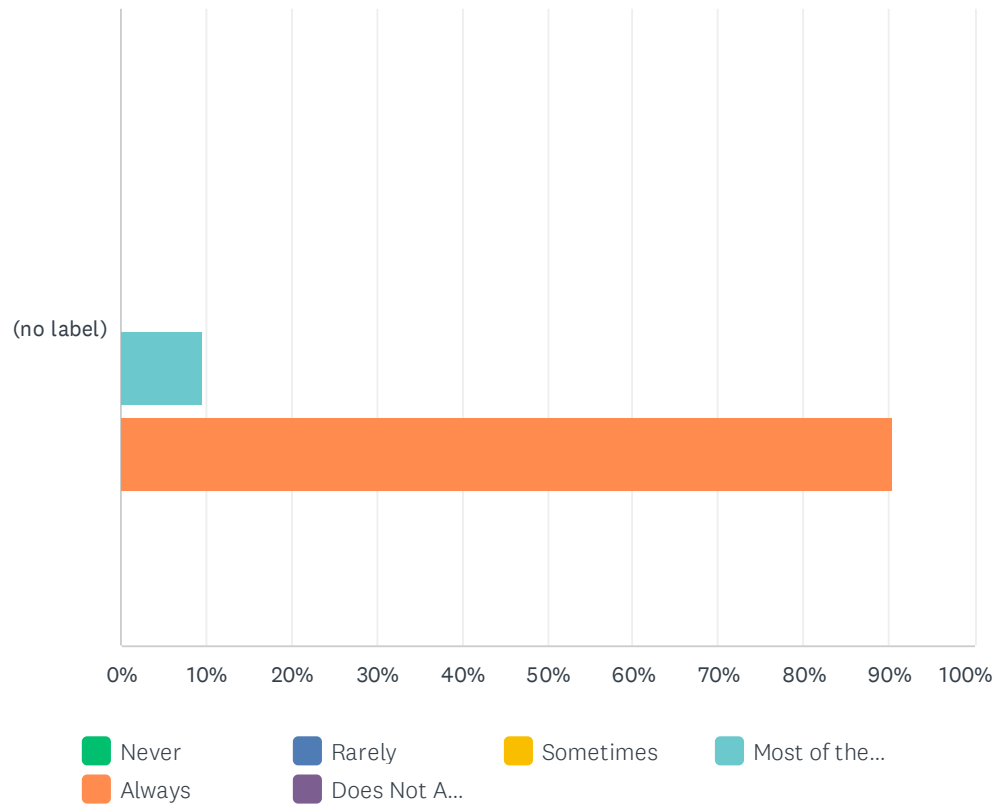
Answered: 21 Skipped: 9



	NEVER	RARELY	SOMETIMES	MOST OF THE TIME	ALWAYS	DOES NOT APPLY TO ME	TOTAL	WEIGHTED AVERAGE
(no label)	0.00% 0	0.00% 0	4.76% 1	23.81% 5	71.43% 15	0.00% 0	21	4.67

Q44 Do you feel safety is important to this home?

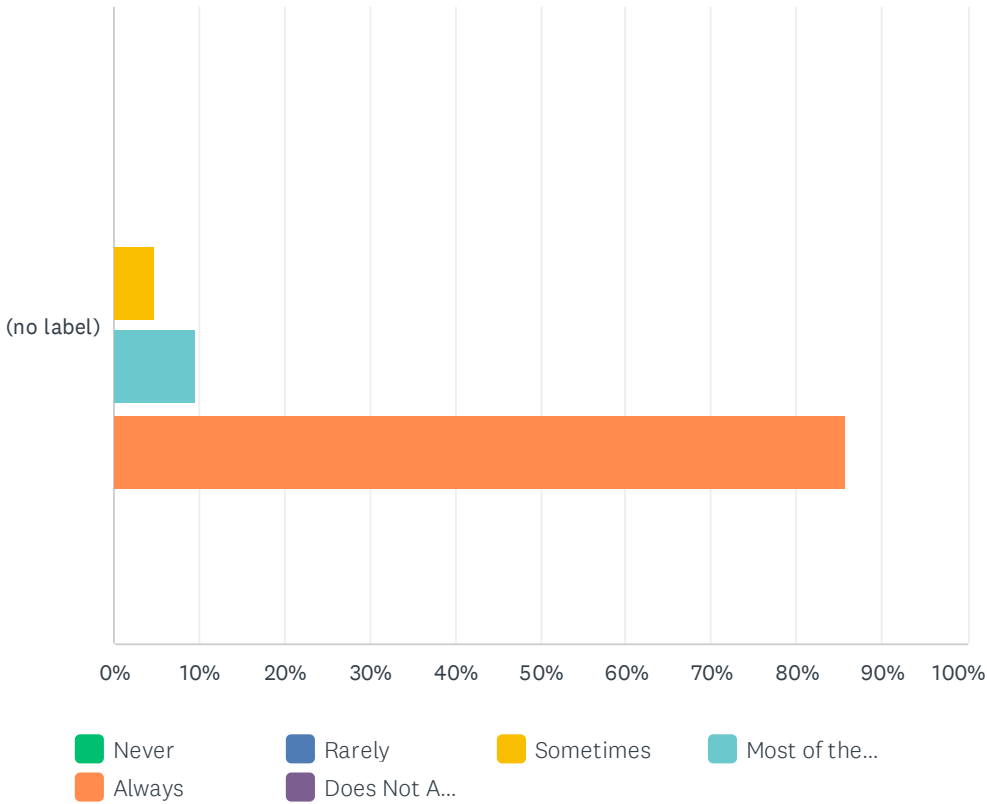
Answered: 21 Skipped: 9



	NEVER	RARELY	SOMETIMES	MOST OF THE TIME	ALWAYS	DOES NOT APPLY TO ME	TOTAL	WEIGHTED AVERAGE
(no label)	0.00% 0	0.00% 0	0.00% 0	9.52% 2	90.48% 19	0.00% 0	21	4.90

Q45 Do you feel safe in this home?

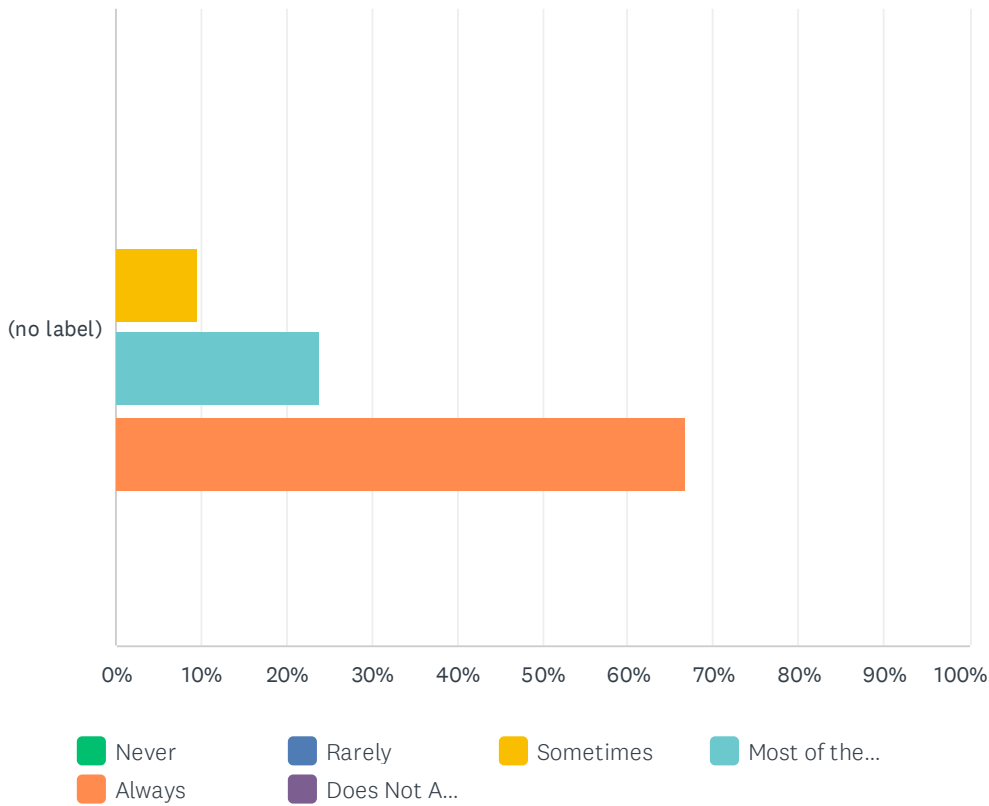
Answered: 21 Skipped: 9



	NEVER	RARELY	SOMETIMES	MOST OF THE TIME	ALWAYS	DOES NOT APPLY TO ME	TOTAL	WEIGHTED AVERAGE
(no label)	0.00% 0	0.00% 0	4.76% 1	9.52% 2	85.71% 18	0.00% 0	21	4.81

Q46 Do you feel calm and happy in this home?

Answered: 21 Skipped: 9



	NEVER	RARELY	SOMETIMES	MOST OF THE TIME	ALWAYS	DOES NOT APPLY TO ME	TOTAL	WEIGHTED AVERAGE
(no label)	0.00% 0	0.00% 0	9.52% 2	23.81% 5	66.67% 14	0.00% 0	21	4.57

Q47 Is there an area we could improve on?

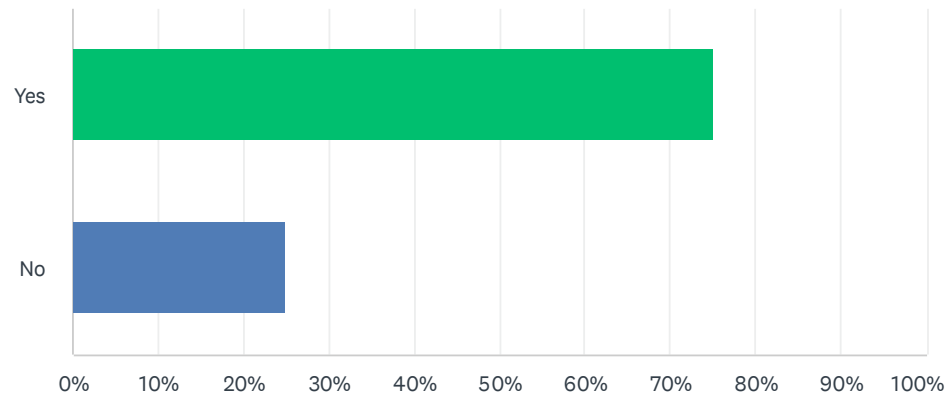
Answered: 9 Skipped: 21

Q48 Please let us know if there are any areas that you feel should be included in this survey

Answered: 7 Skipped: 23

Q49 Does the Product used fit properly, is it comfortable and easy to use?

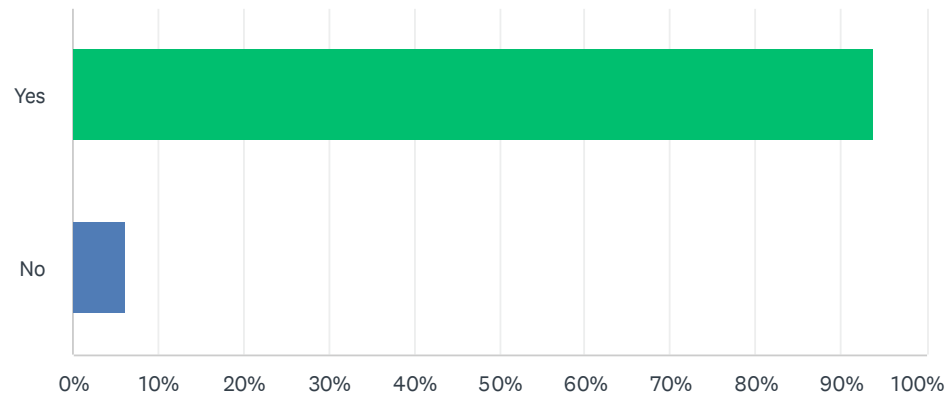
Answered: 16 Skipped: 14



ANSWER CHOICES	RESPONSES	
Yes	75.00%	12
No	25.00%	4
TOTAL		16

Q50 Product is readily available for use?

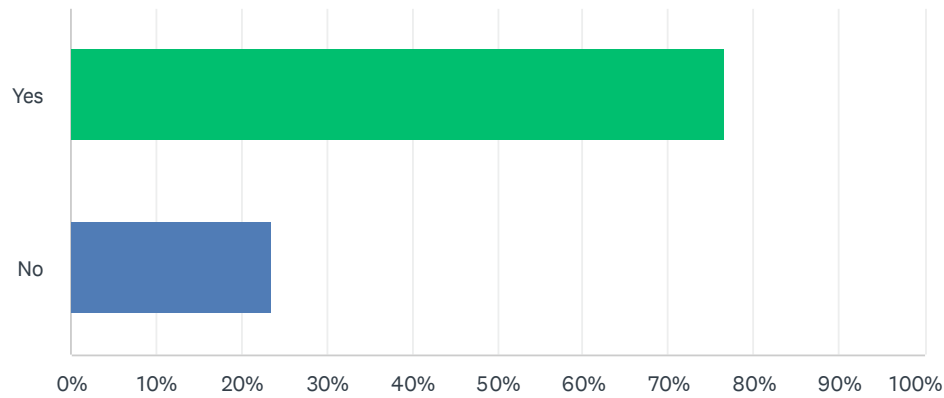
Answered: 16 Skipped: 14



ANSWER CHOICES	RESPONSES	
Yes	93.75%	15
No	6.25%	1
TOTAL		16

Q51 Product is satisfactory for your needs

Answered: 17 Skipped: 13



ANSWER CHOICES	RESPONSES	
Yes	76.47%	13
No	23.53%	4
TOTAL		17

Q52 Resident

Answered: 18 Skipped: 12

Q53 Other (please specify)

Answered: 0 Skipped: 30

Q54 Name:

Answered: 6 Skipped: 24

Q55 Room number

Answered: 8 Skipped: 22