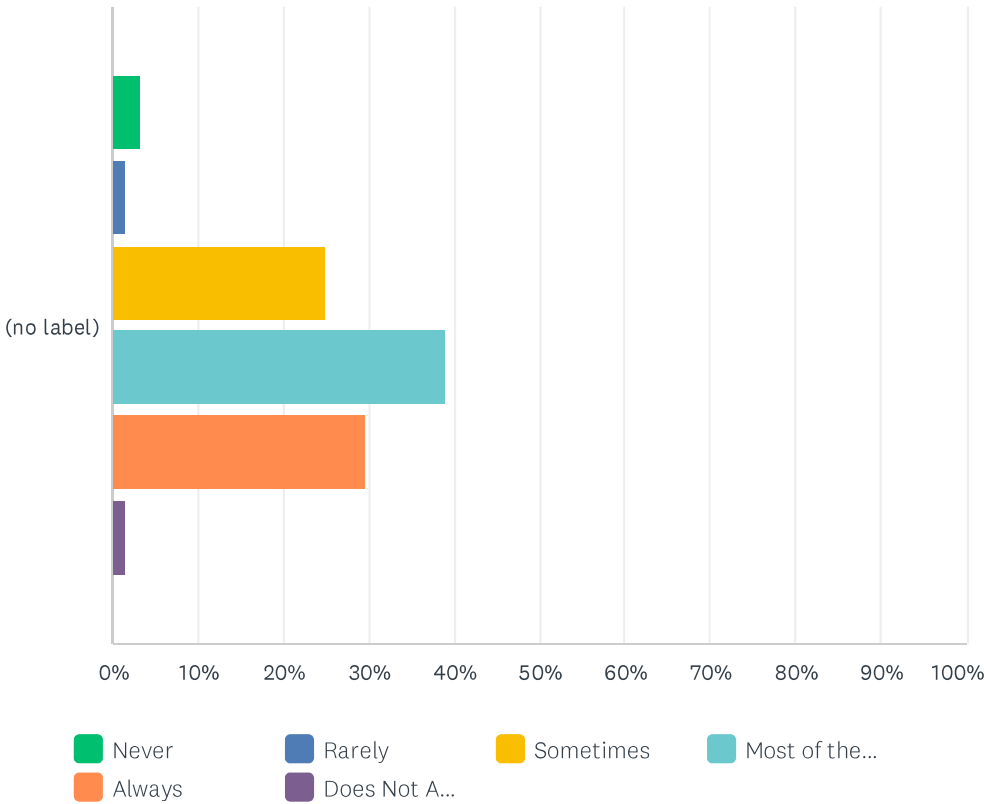


Q1 The staff involve me in decisions about my care

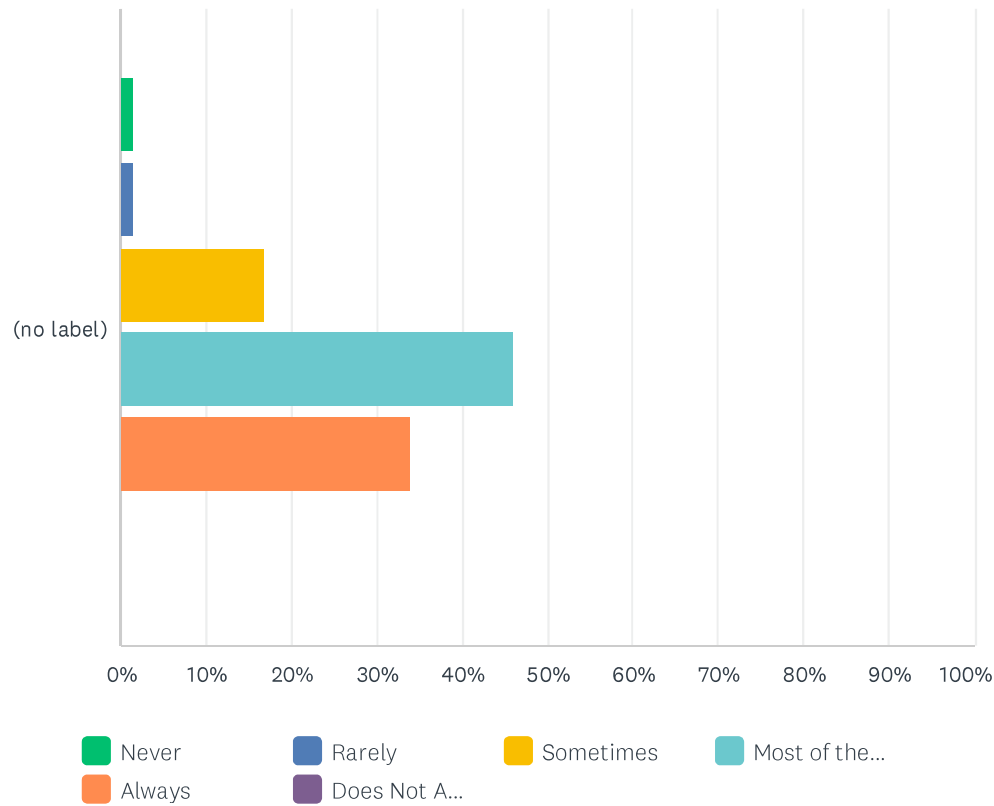
Answered: 64    Skipped: 2



	NEVER	RARELY	SOMETIMES	MOST OF THE TIME	ALWAYS	DOES NOT APPLY TO ME	TOTAL	WEIGHTED AVERAGE
(no label)	3.13% 2	1.56% 1	25.00% 16	39.06% 25	29.69% 19	1.56% 1	64	3.92

Q2 Staff respect my likes/dislikes

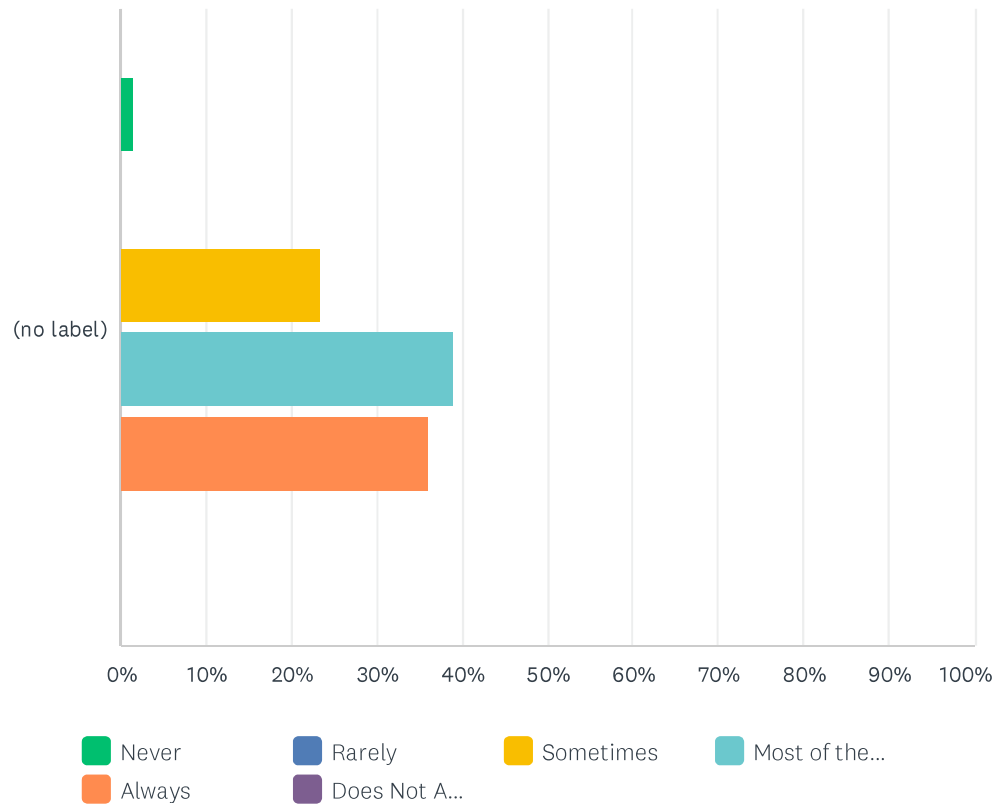
Answered: 65    Skipped: 1



	NEVER	RARELY	SOMETIMES	MOST OF THE TIME	ALWAYS	DOES NOT APPLY TO ME	TOTAL	WEIGHTED AVERAGE
(no label)	1.54% 1	1.54% 1	16.92% 11	46.15% 30	33.85% 22	0.00% 0	65	4.09

Q3 Staff treat me with respect

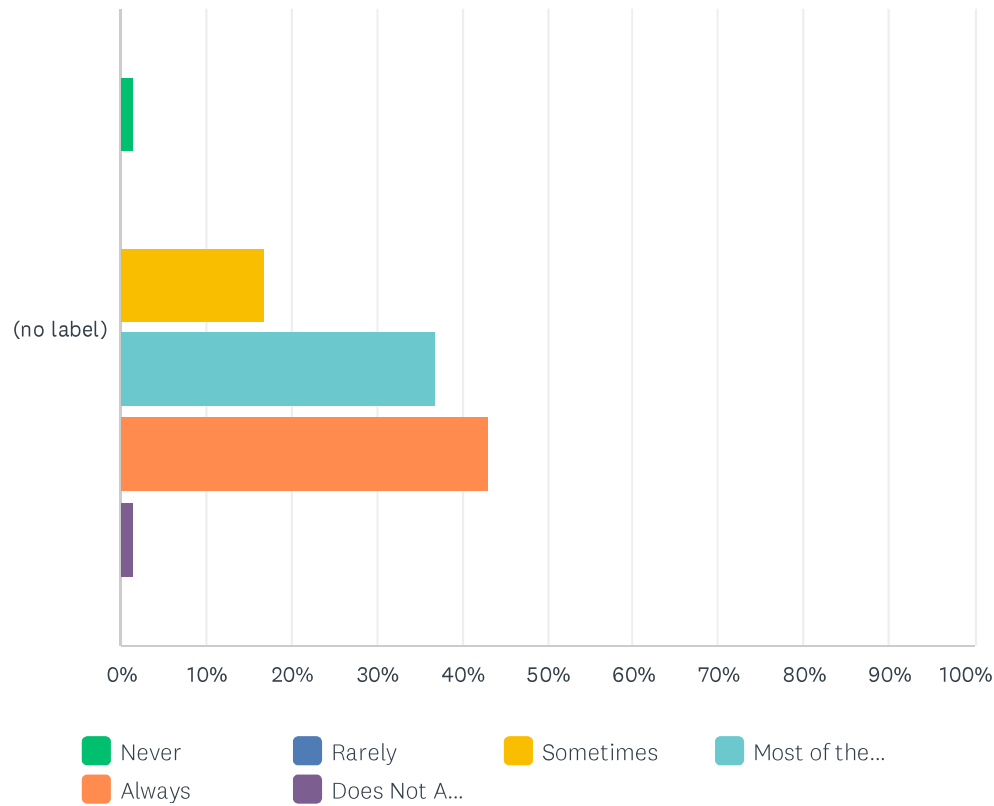
Answered: 64    Skipped: 2



	NEVER	RARELY	SOMETIMES	MOST OF THE TIME	ALWAYS	DOES NOT APPLY TO ME	TOTAL	WEIGHTED AVERAGE
(no label)	1.56% 1	0.00% 0	23.44% 15	39.06% 25	35.94% 23	0.00% 0	64	4.08

Q4 I get my personal care needs met (bathing, grooming, dressing)

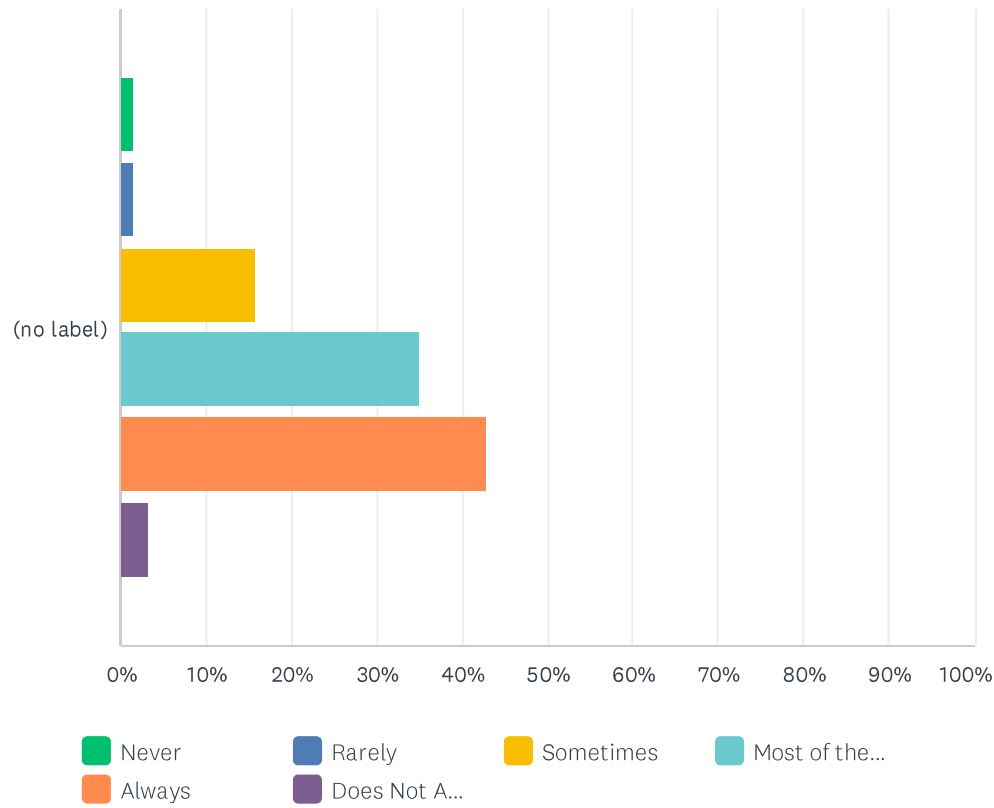
Answered: 65    Skipped: 1



	NEVER	RARELY	SOMETIMES	MOST OF THE TIME	ALWAYS	DOES NOT APPLY TO ME	TOTAL	WEIGHTED AVERAGE
(no label)	1.54% 1	0.00% 0	16.92% 11	36.92% 24	43.08% 28	1.54% 1	65	4.22

Q5 My privacy is respected

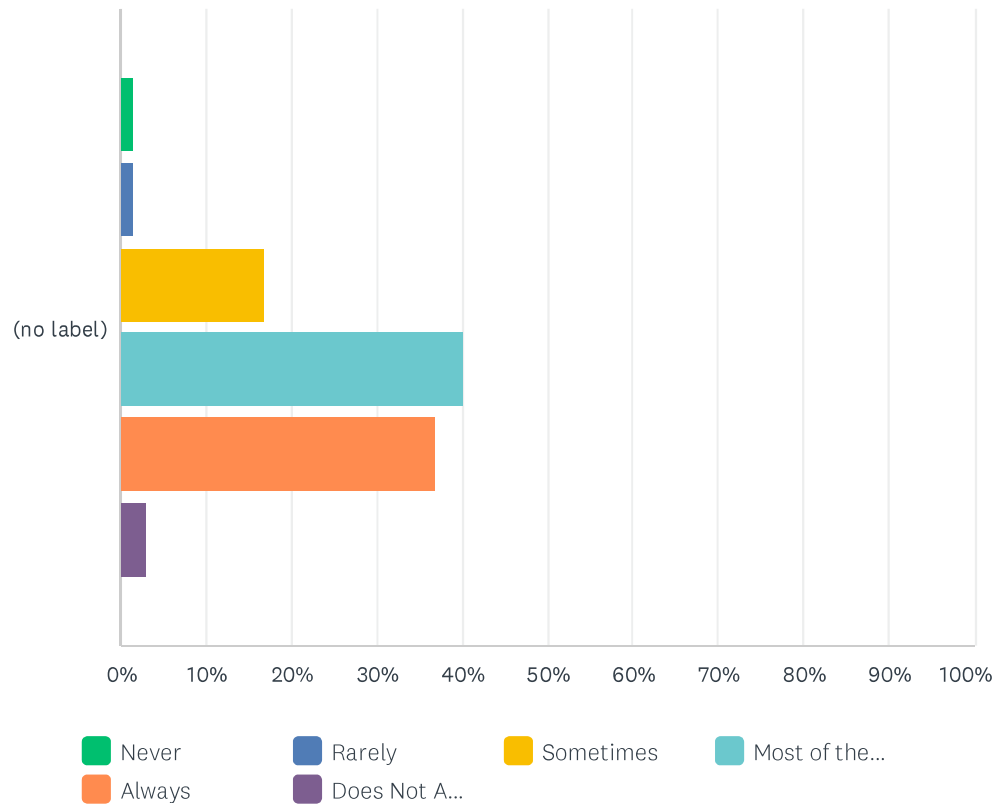
Answered: 63    Skipped: 3



	NEVER	RARELY	SOMETIMES	MOST OF THE TIME	ALWAYS	DOES NOT APPLY TO ME	TOTAL	WEIGHTED AVERAGE
(no label)	1.59% 1	1.59% 1	15.87% 10	34.92% 22	42.86% 27	3.17% 2	63	4.20

Q6 I am given choices and they are respected

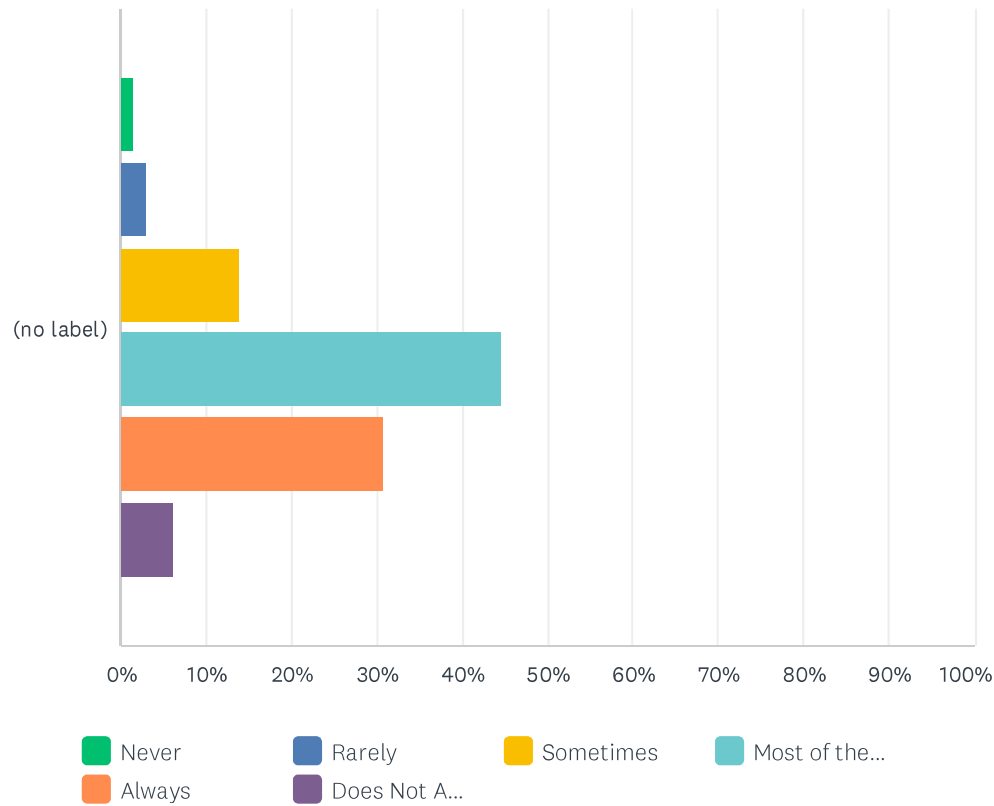
Answered: 65    Skipped: 1



	NEVER	RARELY	SOMETIMES	MOST OF THE TIME	ALWAYS	DOES NOT APPLY TO ME	TOTAL	WEIGHTED AVERAGE
(no label)	1.54% 1	1.54% 1	16.92% 11	40.00% 26	36.92% 24	3.08% 2	65	4.13

Q7 My abilities and strengths are supported and encouraged

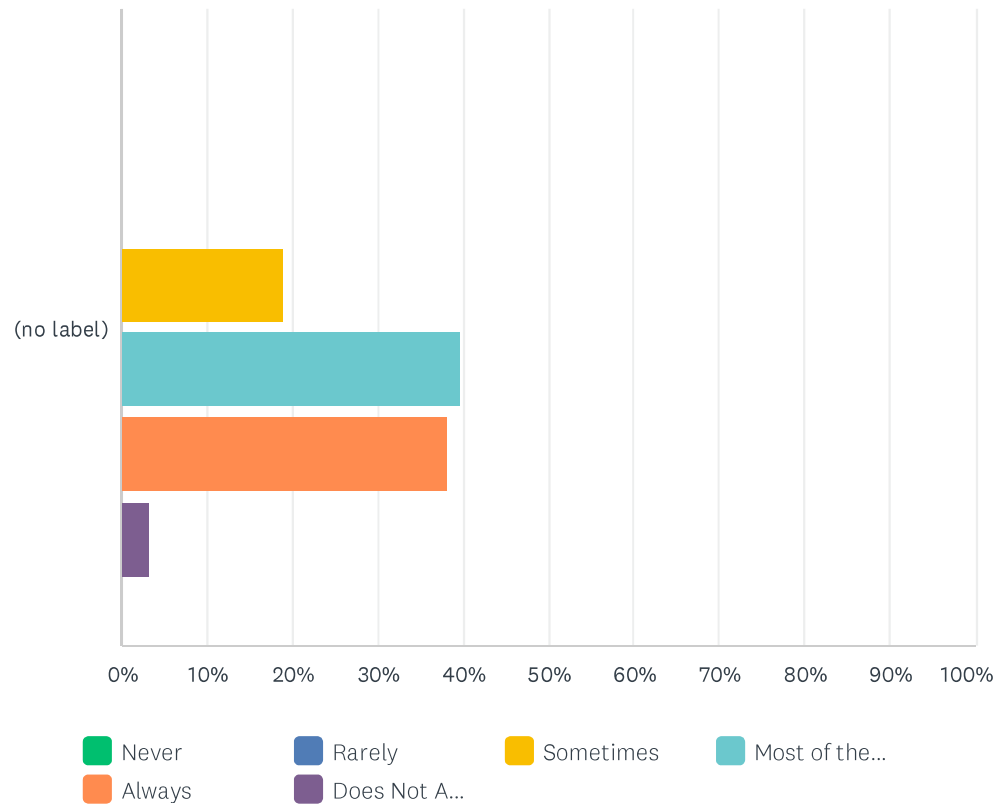
Answered: 65    Skipped: 1



	NEVER	RARELY	SOMETIMES	MOST OF THE TIME	ALWAYS	DOES NOT APPLY TO ME	TOTAL	WEIGHTED AVERAGE
(no label)	1.54% 1	3.08% 2	13.85% 9	44.62% 29	30.77% 20	6.15% 4	65	4.07

Q8 I can express my opinion without fear of consequences

Answered: 63    Skipped: 3

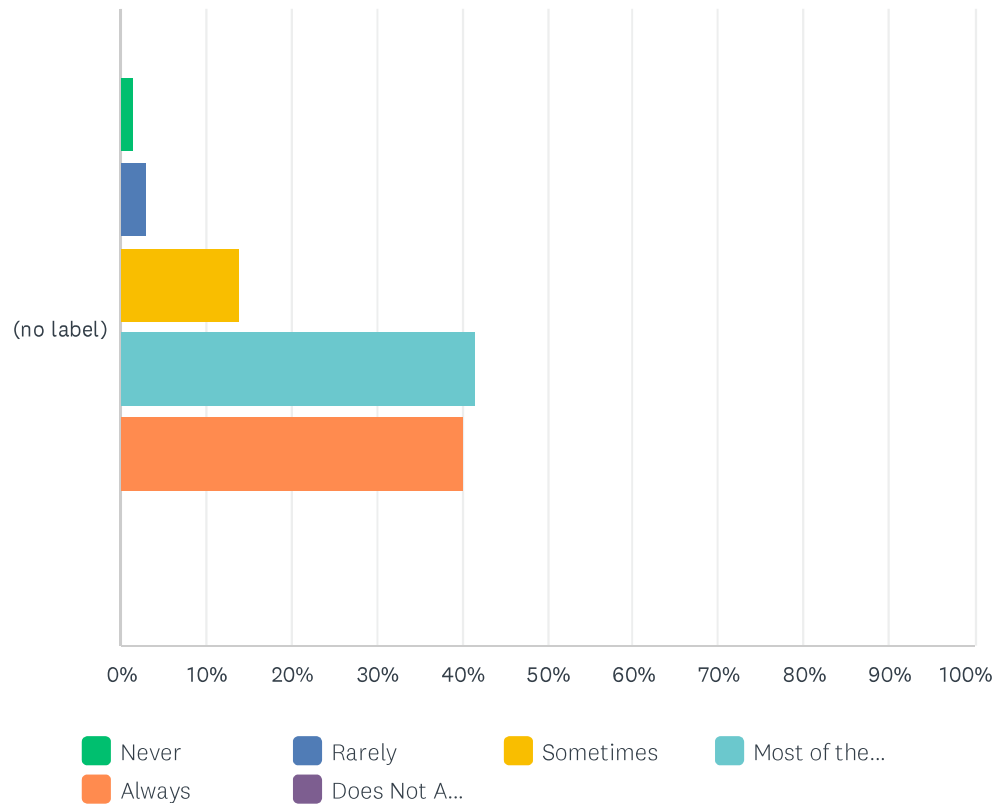


	NEVER	RARELY	SOMETIMES	MOST OF THE TIME	ALWAYS	DOES NOT APPLY TO ME	TOTAL	WEIGHTED AVERAGE
(no label)	0.00% 0	0.00% 0	19.05% 12	39.68% 25	38.10% 24	3.17% 2	63	4.20



Q9 The staff are good listeners

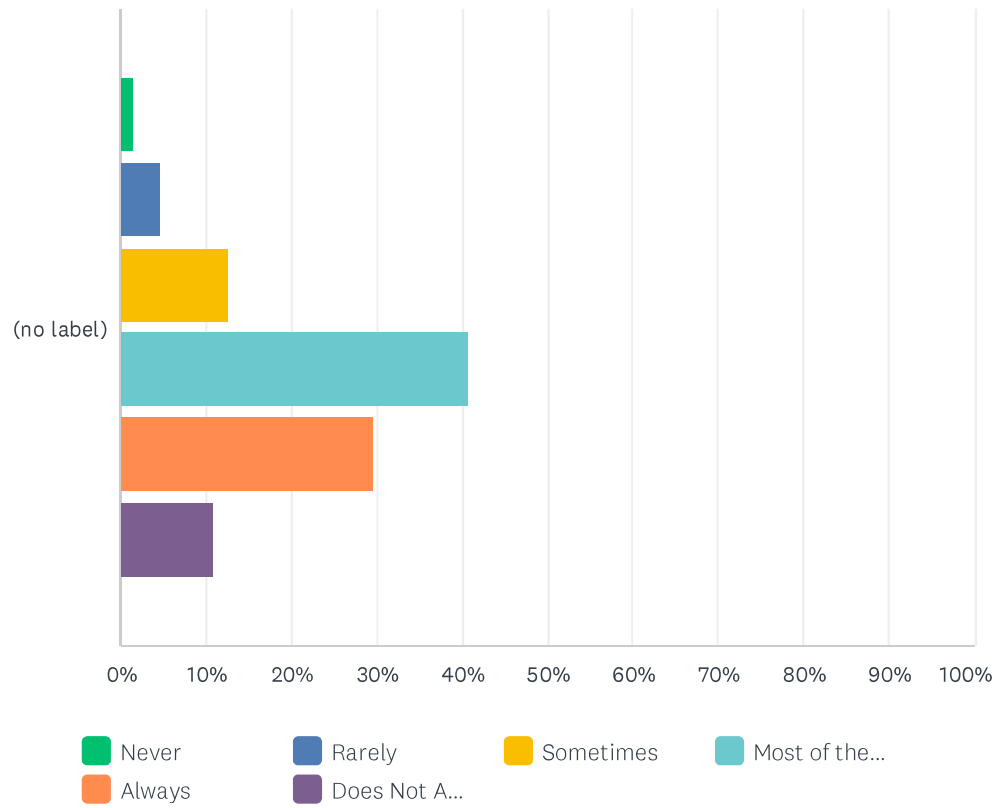
Answered: 65    Skipped: 1



	NEVER	RARELY	SOMETIMES	MOST OF THE TIME	ALWAYS	DOES NOT APPLY TO ME	TOTAL	WEIGHTED AVERAGE
(no label)	1.54% 1	3.08% 2	13.85% 9	41.54% 27	40.00% 26	0.00% 0	65	4.15

Q10 Staff respond promptly when I call

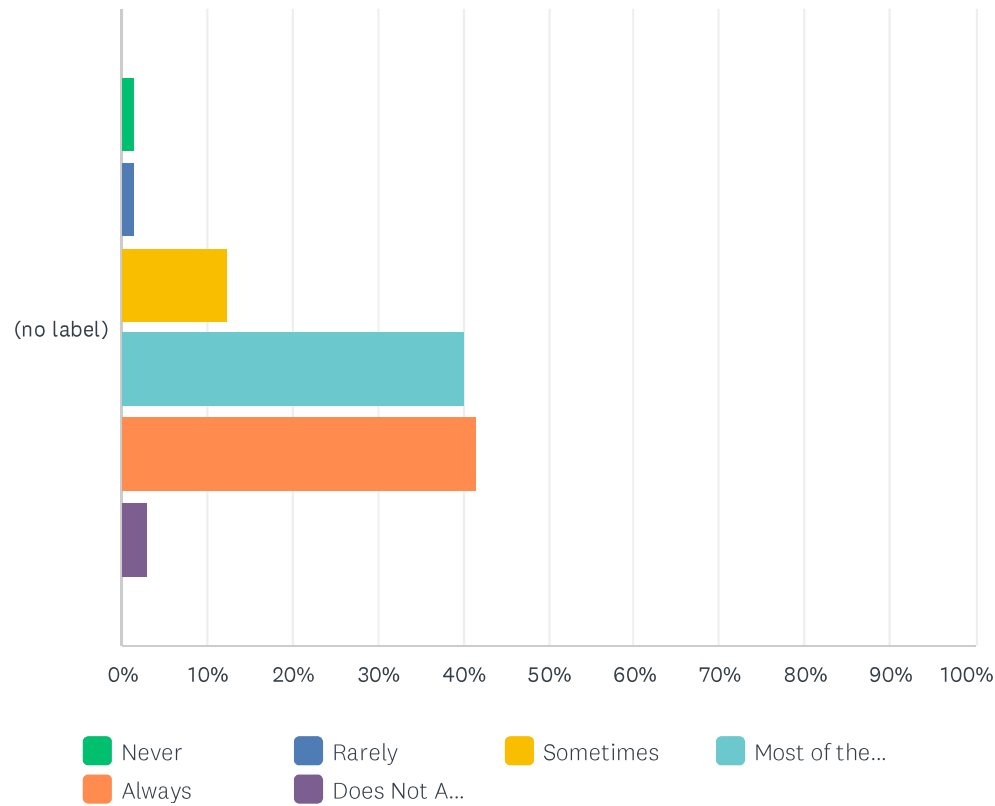
Answered: 64    Skipped: 2



	NEVER	RARELY	SOMETIMES	MOST OF THE TIME	ALWAYS	DOES NOT APPLY TO ME	TOTAL	WEIGHTED AVERAGE
(no label)	1.56% 1	4.69% 3	12.50% 8	40.63% 26	29.69% 19	10.94% 7	64	4.04

Q11 Staff pay attention to me and the other residents

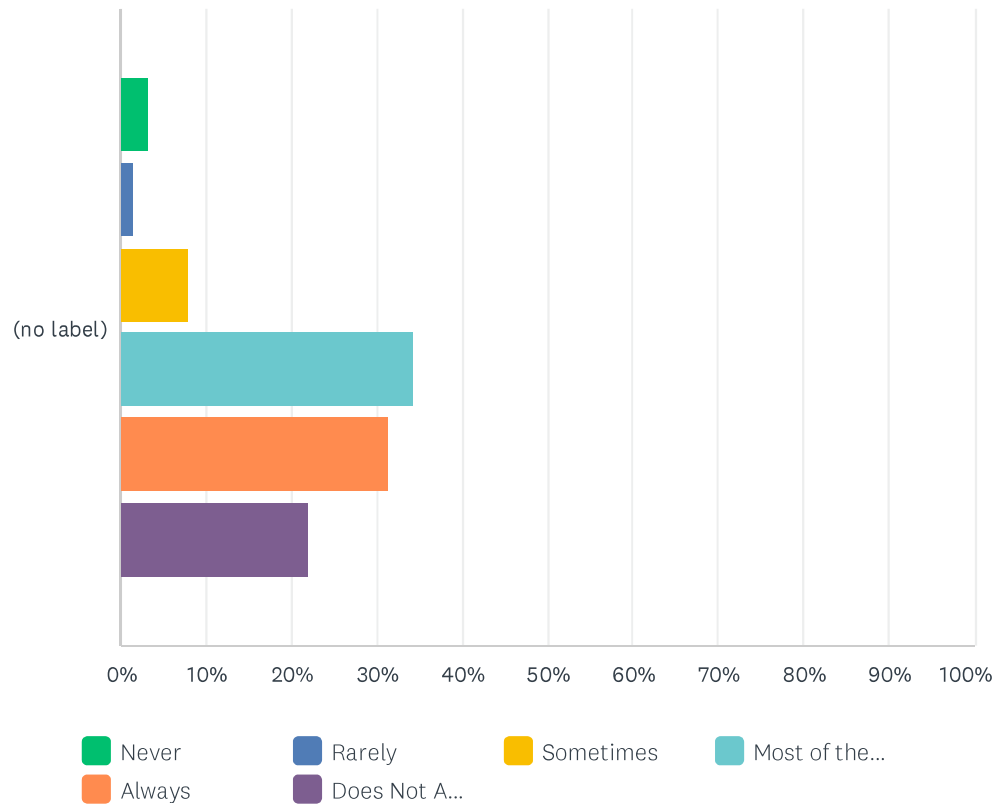
Answered: 65    Skipped: 1



	NEVER	RARELY	SOMETIMES	MOST OF THE TIME	ALWAYS	DOES NOT APPLY TO ME	TOTAL	WEIGHTED AVERAGE
(no label)	1.54% 1	1.54% 1	12.31% 8	40.00% 26	41.54% 27	3.08% 2	65	4.22

Q12 Staff are there when I need them emotionally

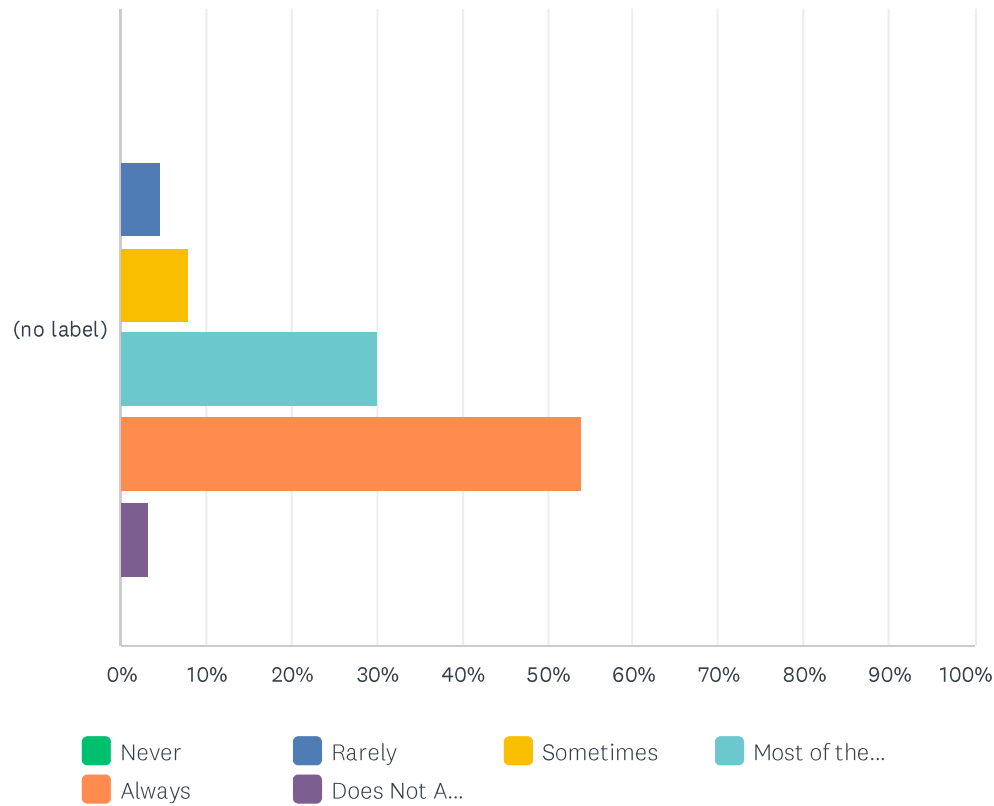
Answered: 64 Skipped: 2



	NEVER	RARELY	SOMETIMES	MOST OF THE TIME	ALWAYS	DOES NOT APPLY TO ME	TOTAL	WEIGHTED AVERAGE
(no label)	3.13% 2	1.56% 1	7.81% 5	34.38% 22	31.25% 20	21.88% 14	64	4.14

Q13 I feel safe in my room

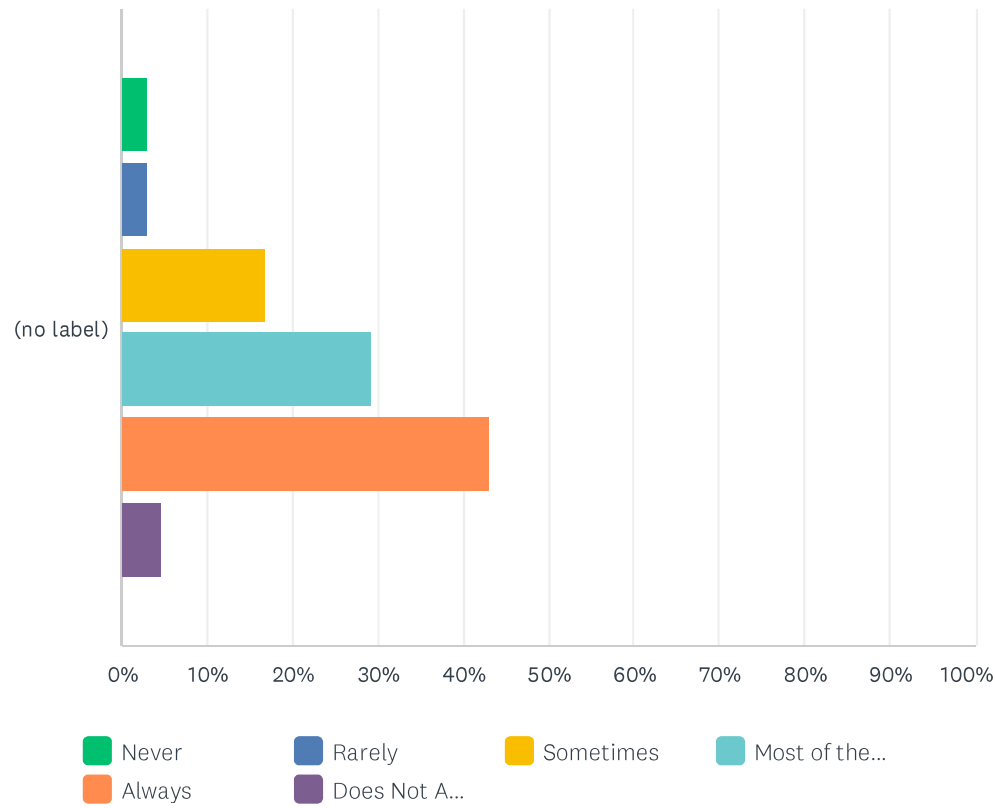
Answered: 63    Skipped: 3



	NEVER	RARELY	SOMETIMES	MOST OF THE TIME	ALWAYS	DOES NOT APPLY TO ME	TOTAL	WEIGHTED AVERAGE
(no label)	0.00% 0	4.76% 3	7.94% 5	30.16% 19	53.97% 34	3.17% 2	63	4.38

Q14 The staff tell me why they come to your room

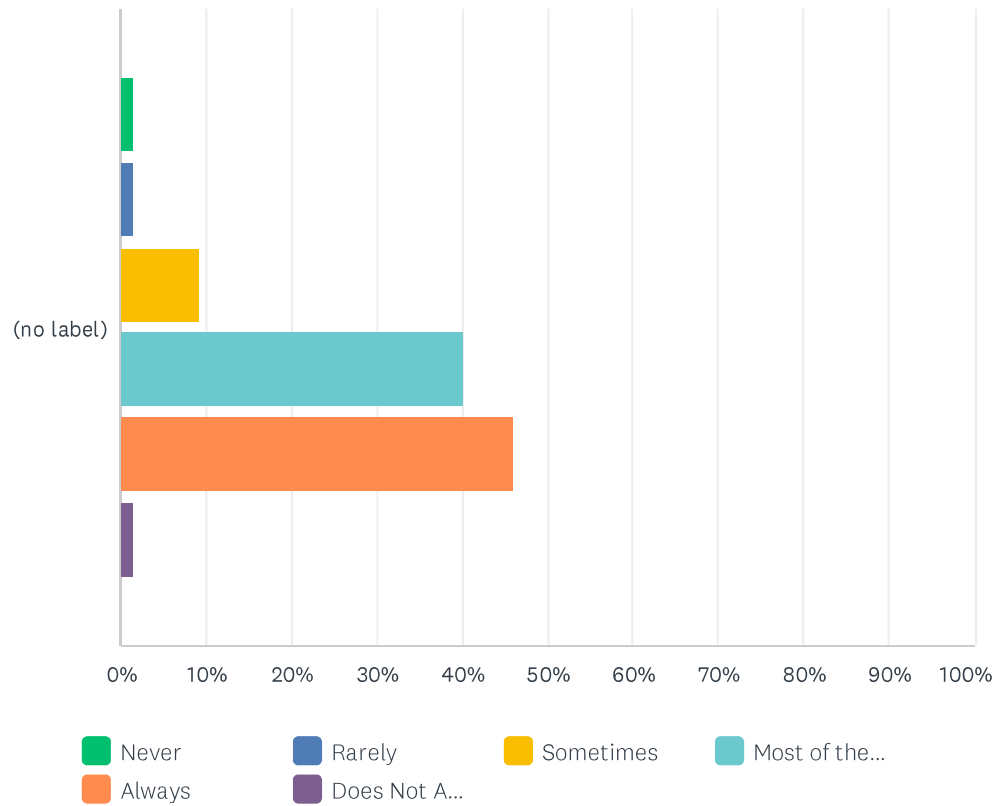
Answered: 65    Skipped: 1



	NEVER	RARELY	SOMETIMES	MOST OF THE TIME	ALWAYS	DOES NOT APPLY TO ME	TOTAL	WEIGHTED AVERAGE
(no label)	3.08% 2	3.08% 2	16.92% 11	29.23% 19	43.08% 28	4.62% 3	65	4.11

Q15 The staff act in a professional manner when they deal with me

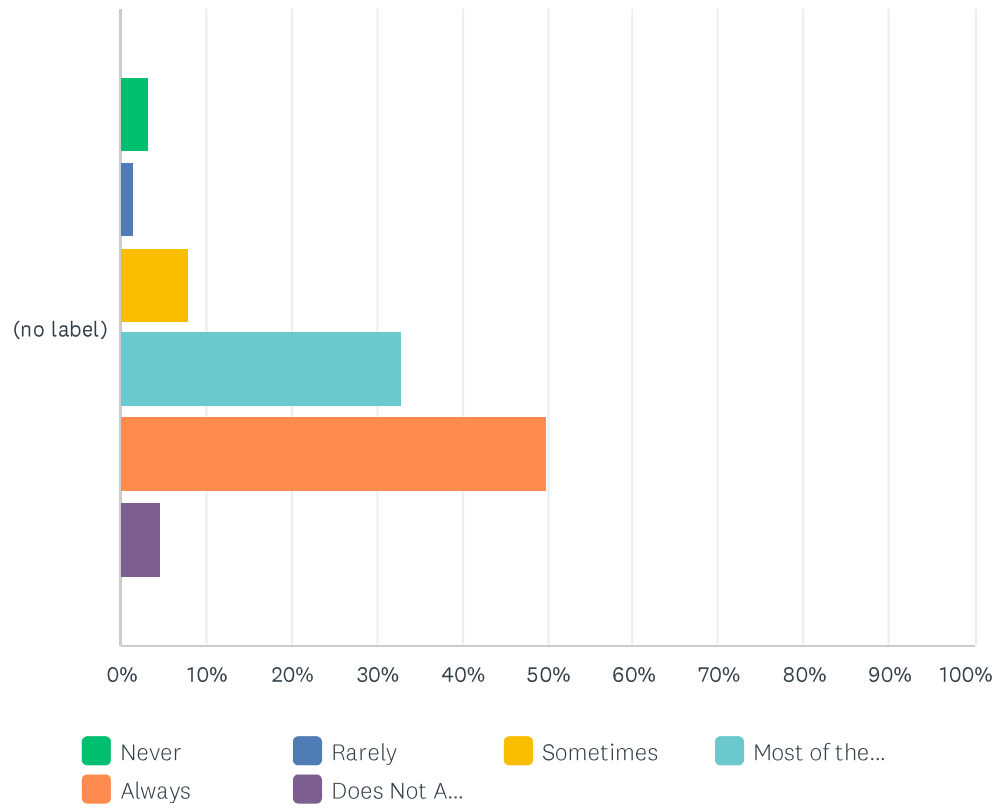
Answered: 65    Skipped: 1



	NEVER	RARELY	SOMETIMES	MOST OF THE TIME	ALWAYS	DOES NOT APPLY TO ME	TOTAL	WEIGHTED AVERAGE
(no label)	1.54% 1	1.54% 1	9.23% 6	40.00% 26	46.15% 30	1.54% 1	65	4.30

Q16 Overall, I am happy with the nursing care

Answered: 64    Skipped: 2

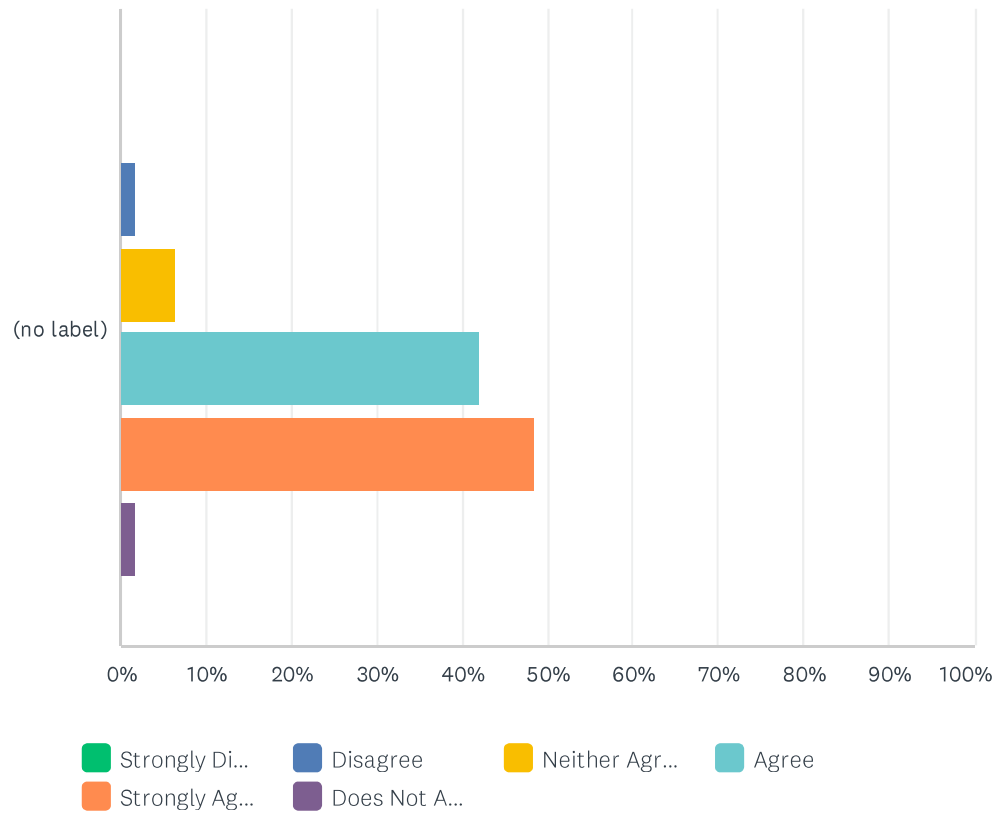


	NEVER	RARELY	SOMETIMES	MOST OF THE TIME	ALWAYS	DOES NOT APPLY TO ME	TOTAL	WEIGHTED AVERAGE
(no label)	3.13% 2	1.56% 1	7.81% 5	32.81% 21	50.00% 32	4.69% 3	64	4.31



Q17 The staff are friendly and courteous

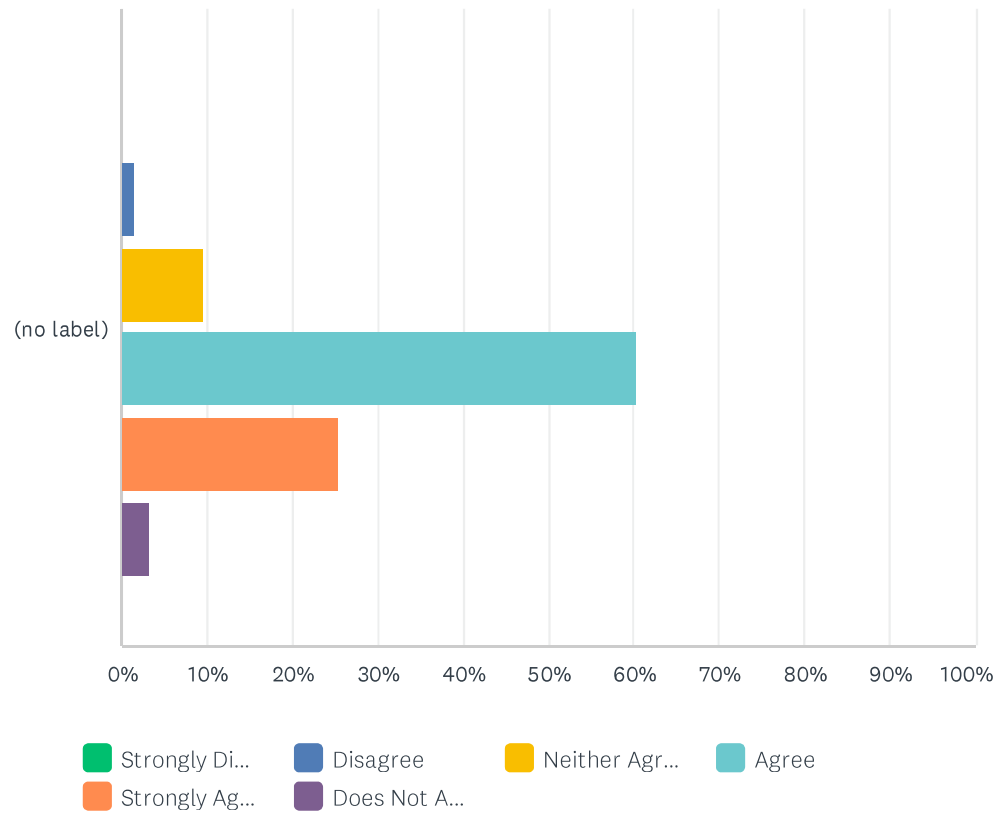
Answered: 62    Skipped: 4



	STRONGLY DISAGREE	DISAGREE	NEITHER AGREE OR DISAGREE	AGREE	STRONGLY AGREE	DOES NOT APPLY TO ME	TOTAL	WEIGHTED AVERAGE
(no label)	0.00% 0	1.61% 1	6.45% 4	41.94% 26	48.39% 30	1.61% 1	62	4.39

Q18 Do the staff take time to have conversations with the residents?

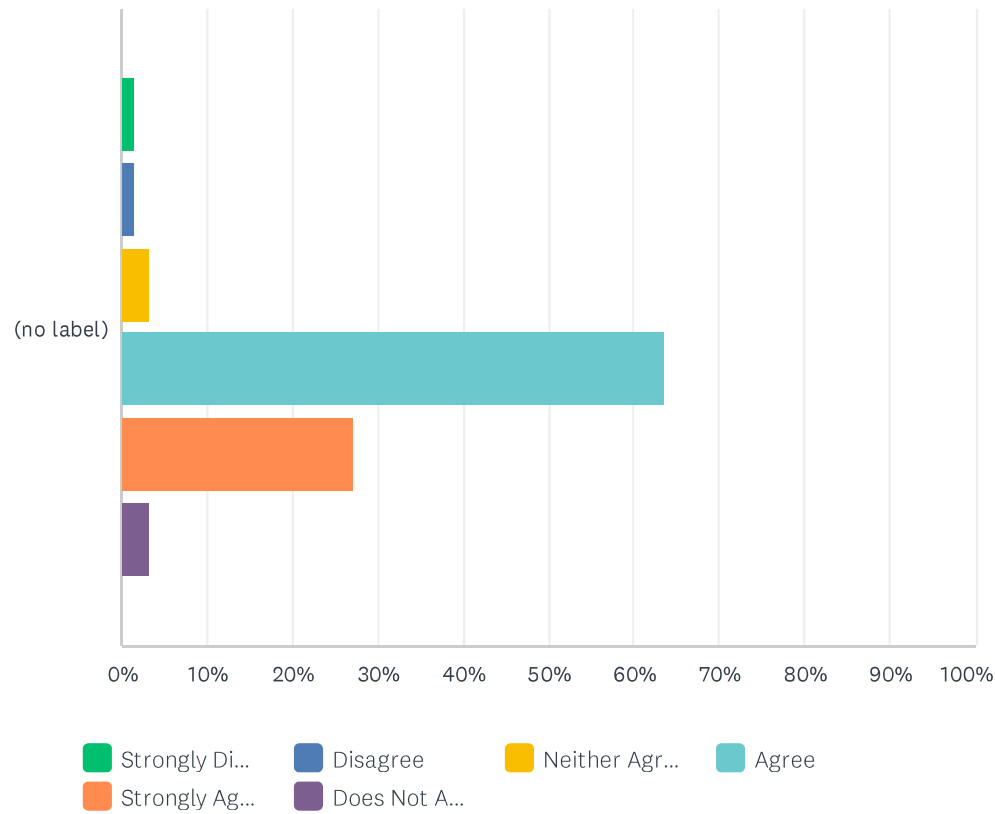
Answered: 63    Skipped: 3



	STRONGLY DISAGREE	DISAGREE	NEITHER AGREE OR DISAGREE	AGREE	STRONGLY AGREE	DOES NOT APPLY TO ME	TOTAL	WEIGHTED AVERAGE
(no label)	0.00% 0	1.59% 1	9.52% 6	60.32% 38	25.40% 16	3.17% 2	63	4.13

Q19 When I tell the staff a concern I feel they listen

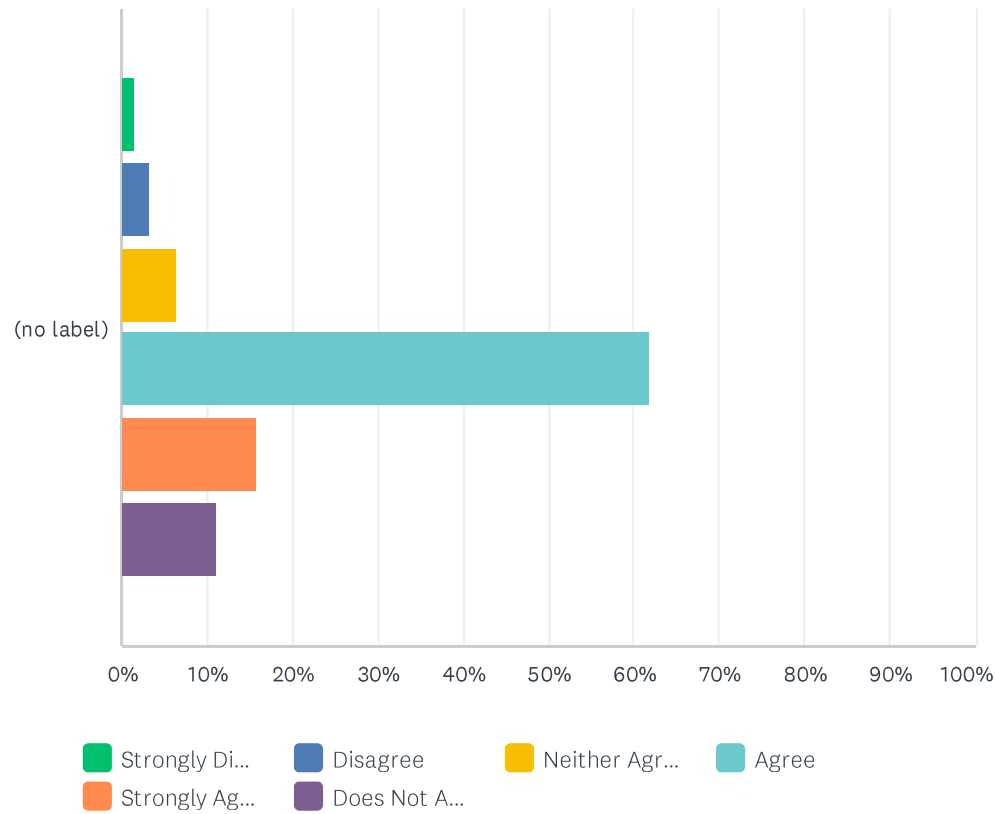
Answered: 63 Skipped: 3



	STRONGLY DISAGREE	DISAGREE	NEITHER AGREE OR DISAGREE	AGREE	STRONGLY AGREE	DOES NOT APPLY TO ME	TOTAL	WEIGHTED AVERAGE
(no label)	1.59% 1	1.59% 1	3.17% 2	63.49% 40	26.98% 17	3.17% 2	63	4.16

Q20 Do problems get resolved in a timely manner?

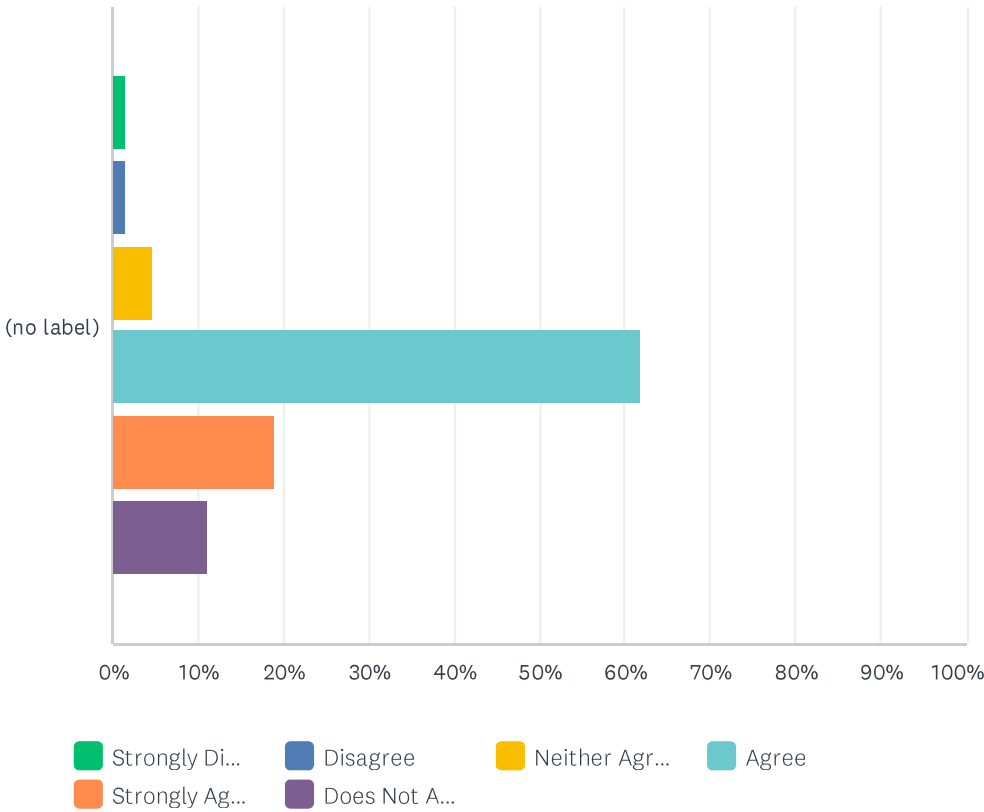
Answered: 63    Skipped: 3



	STRONGLY DISAGREE	DISAGREE	NEITHER AGREE OR DISAGREE	AGREE	STRONGLY AGREE	DOES NOT APPLY TO ME	TOTAL	WEIGHTED AVERAGE
(no label)	1.59% 1	3.17% 2	6.35% 4	61.90% 39	15.87% 10	11.11% 7	63	3.98

Q21 Are you given feedback/ answers to your questions and concerns?

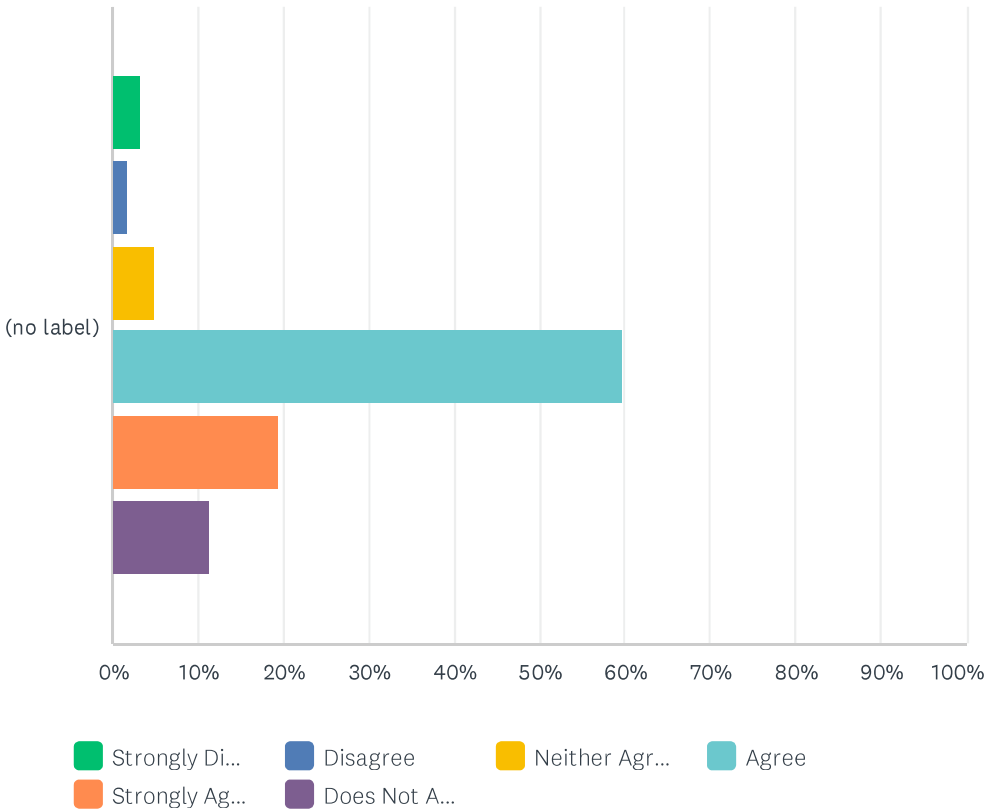
Answered: 63    Skipped: 3



	STRONGLY DISAGREE	DISAGREE	NEITHER AGREE OR DISAGREE	AGREE	STRONGLY AGREE	DOES NOT APPLY TO ME	TOTAL	WEIGHTED AVERAGE
(no label)	1.59% 1	1.59% 1	4.76% 3	61.90% 39	19.05% 12	11.11% 7	63	4.07

Q22 Overall, I'm satisfied with how problems are handled

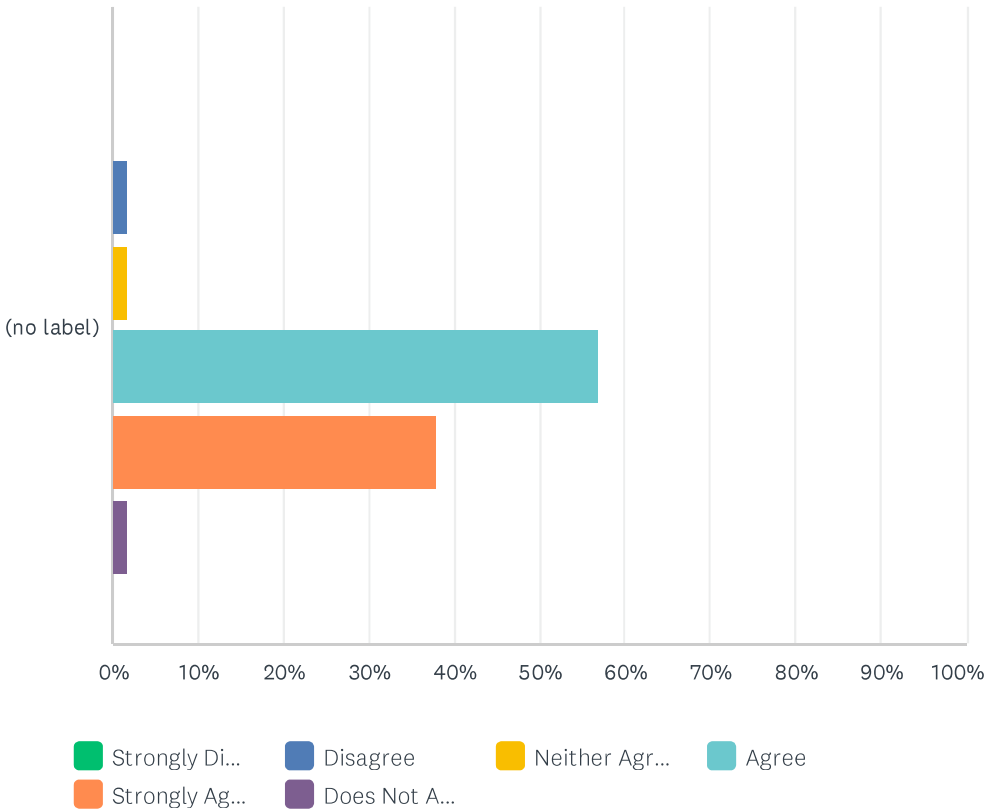
Answered: 62    Skipped: 4



	STRONGLY DISAGREE	DISAGREE	NEITHER AGREE OR DISAGREE	AGREE	STRONGLY AGREE	DOES NOT APPLY TO ME	TOTAL	WEIGHTED AVERAGE
(no label)	3.23% 2	1.61% 1	4.84% 3	59.68% 37	19.35% 12	11.29% 7	62	4.02

Q23 The home is kept clean

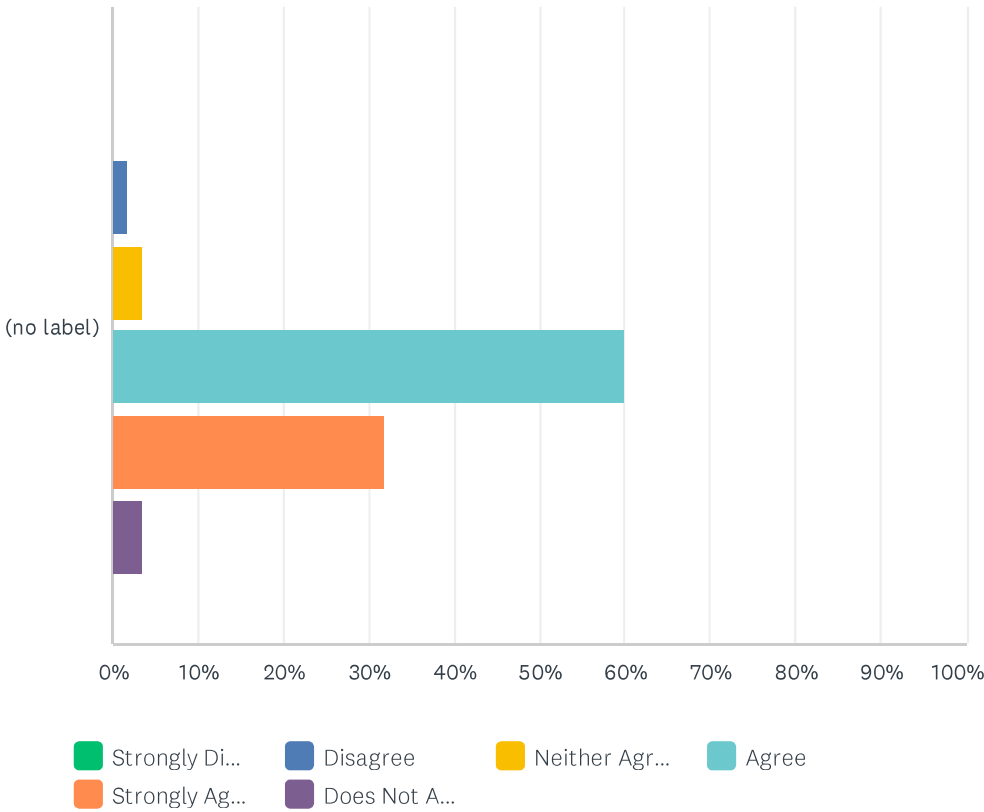
Answered: 58    Skipped: 8



	STRONGLY DISAGREE	DISAGREE	NEITHER AGREE OR DISAGREE	AGREE	STRONGLY AGREE	DOES NOT APPLY TO ME	TOTAL	WEIGHTED AVERAGE
(no label)	0.00% 0	1.72% 1	1.72% 1	56.90% 33	37.93% 22	1.72% 1	58	4.33

Q24 The home is well maintained

Answered: 60    Skipped: 6

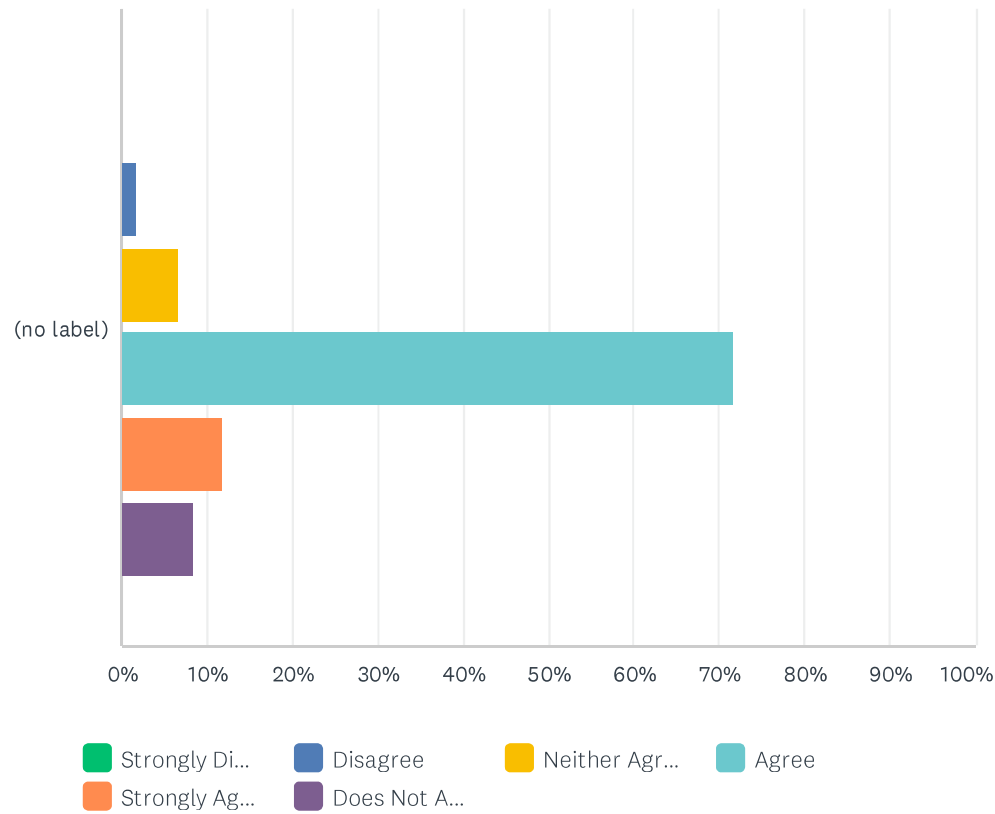


	STRONGLY DISAGREE	DISAGREE	NEITHER AGREE OR DISAGREE	AGREE	STRONGLY AGREE	DOES NOT APPLY TO ME	TOTAL	WEIGHTED AVERAGE
(no label)	0.00% 0	1.67% 1	3.33% 2	60.00% 36	31.67% 19	3.33% 2	60	4.26



Q25 The gardens and grounds outside are well maintained

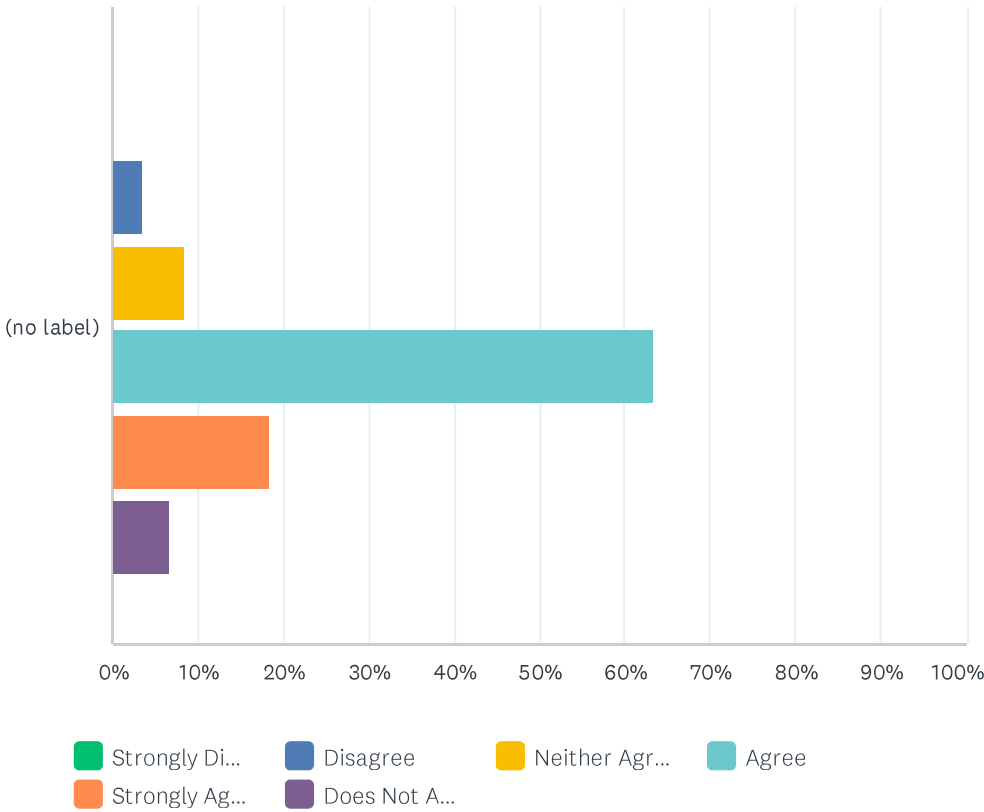
Answered: 60    Skipped: 6



	STRONGLY DISAGREE	DISAGREE	NEITHER AGREE OR DISAGREE	AGREE	STRONGLY AGREE	DOES NOT APPLY TO ME	TOTAL	WEIGHTED AVERAGE
(no label)	0.00% 0	1.67% 1	6.67% 4	71.67% 43	11.67% 7	8.33% 5	60	4.02

Q26 The décor in shared public areas is warm and inviting

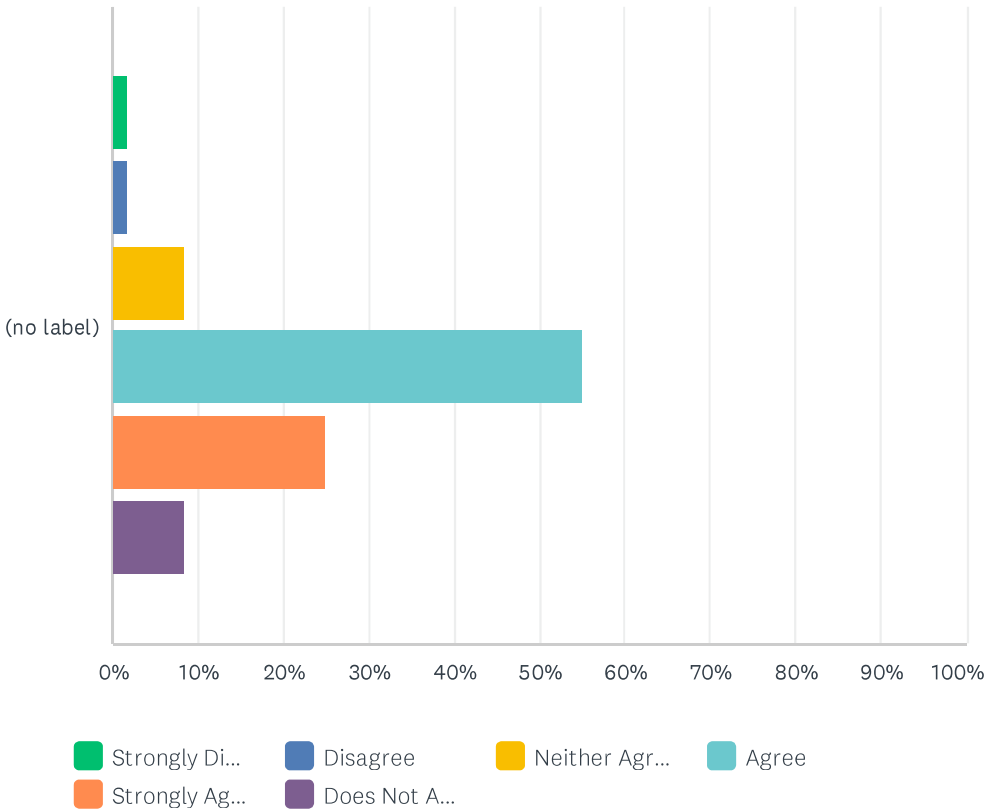
Answered: 60    Skipped: 6



	STRONGLY DISAGREE	DISAGREE	NEITHER AGREE OR DISAGREE	AGREE	STRONGLY AGREE	DOES NOT APPLY TO ME	TOTAL	WEIGHTED AVERAGE
(no label)	0.00% 0	3.33% 2	8.33% 5	63.33% 38	18.33% 11	6.67% 4	60	4.04

Q27 There is a home-like feel to our home

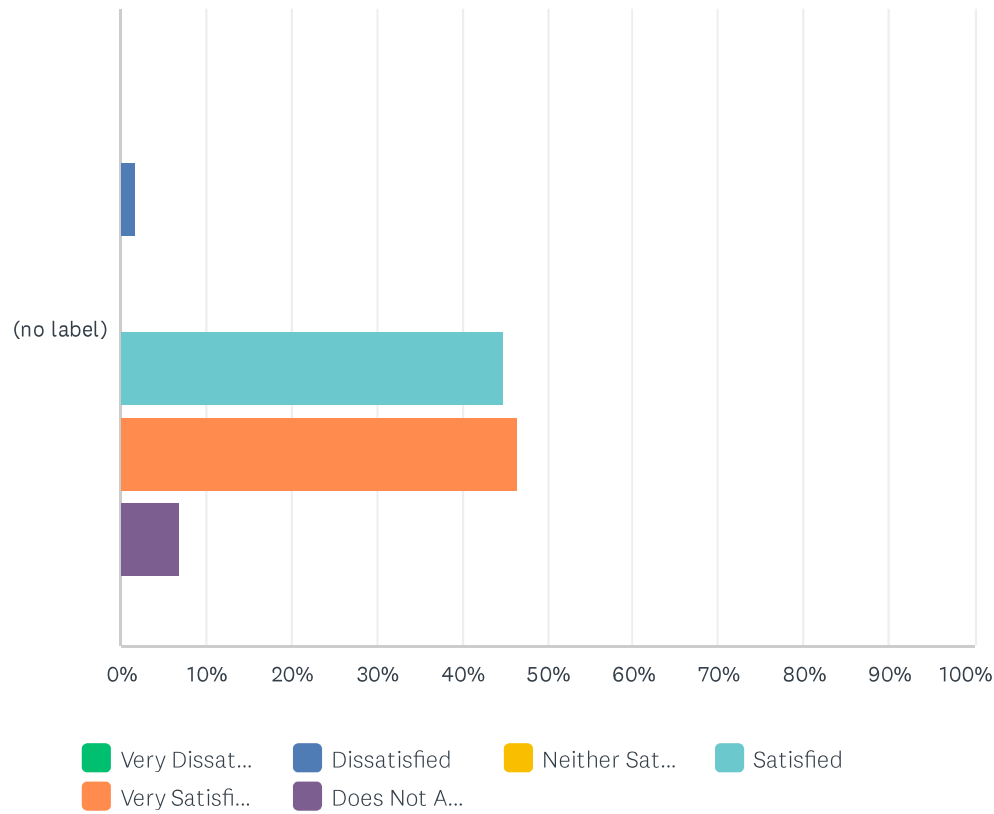
Answered: 60    Skipped: 6



	STRONGLY DISAGREE	DISAGREE	NEITHER AGREE OR DISAGREE	AGREE	STRONGLY AGREE	DOES NOT APPLY TO ME	TOTAL	WEIGHTED AVERAGE
(no label)	1.67% 1	1.67% 1	8.33% 5	55.00% 33	25.00% 15	8.33% 5	60	4.09

Q28 I enjoy the programs offered

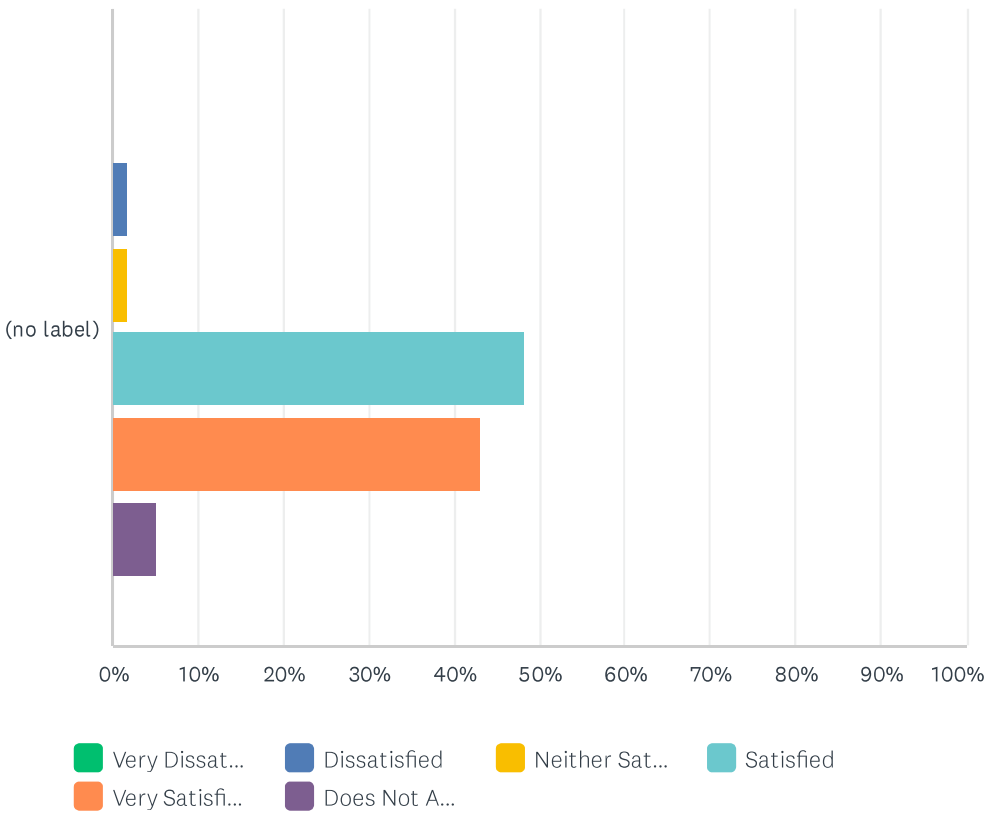
Answered: 58    Skipped: 8



	VERY DISSATISFIED	DISSATISFIED	NEITHER SATISFIED OR DISSATISFIED	SATISFIED	VERY SATISFIED	DOES NOT APPLY TO ME	TOTAL	WEIGHTED AVERAGE
(no label)	0.00% 0	1.72% 1	0.00% 0	44.83% 26	46.55% 27	6.90% 4	58	4.46

Q29 I am able to participate in programs, and be as busy as I choose

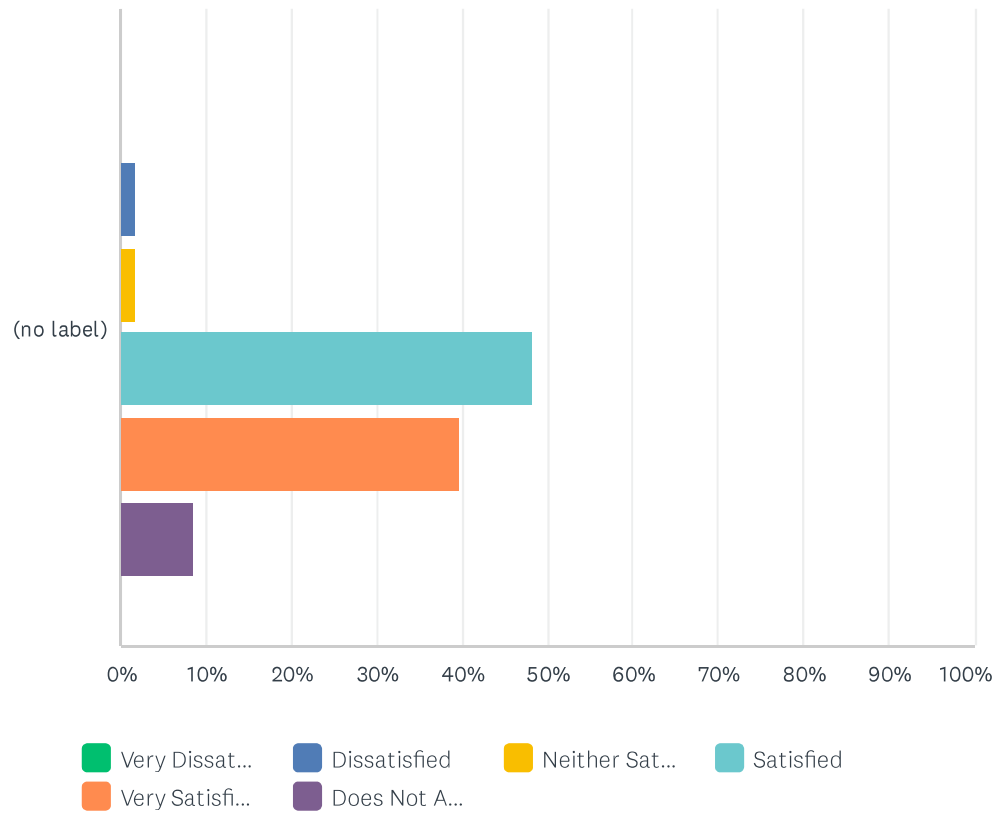
Answered: 58    Skipped: 8



	VERY DISSATISFIED	DISSATISFIED	NEITHER SATISFIED OR DISSATISFIED	SATISFIED	VERY SATISFIED	DOES NOT APPLY TO ME	TOTAL	WEIGHTED AVERAGE
(no label)	0.00% 0	1.72% 1	1.72% 1	48.28% 28	43.10% 25	5.17% 3	58	4.40

Q30 There is a good variety of programs

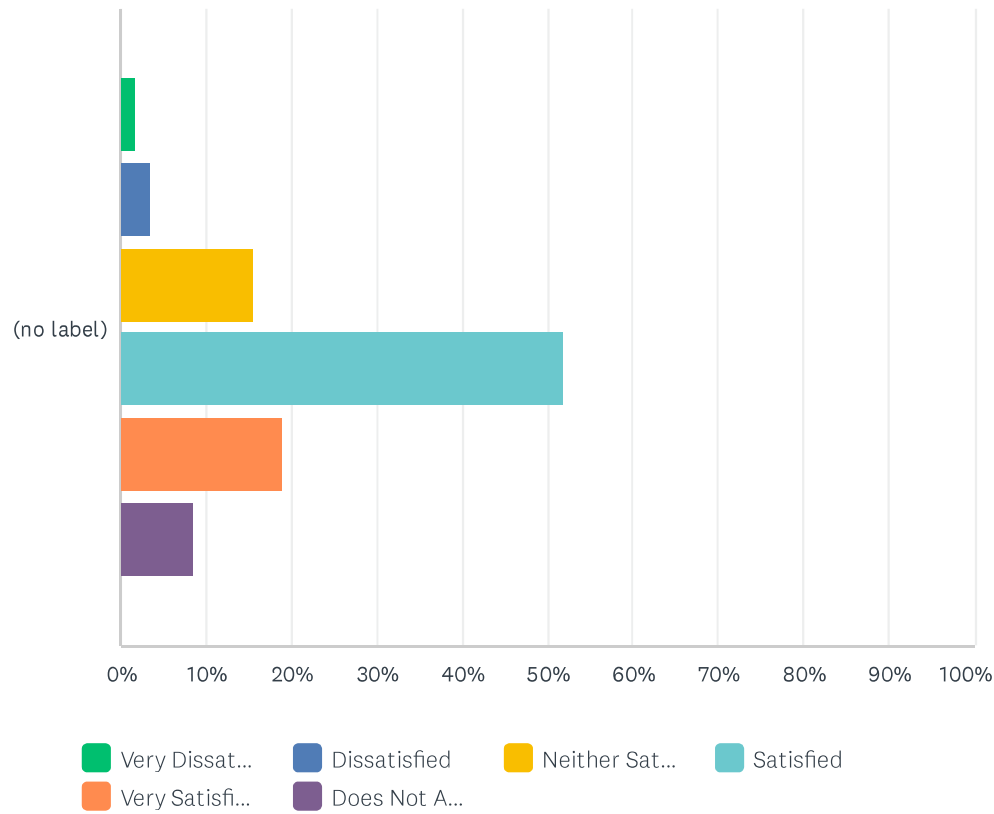
Answered: 58    Skipped: 8



	VERY DISSATISFIED	DISSATISFIED	NEITHER SATISFIED OR DISSATISFIED	SATISFIED	VERY SATISFIED	DOES NOT APPLY TO ME	TOTAL	WEIGHTED AVERAGE
(no label)	0.00% 0	1.72% 1	1.72% 1	48.28% 28	39.66% 23	8.62% 5	58	4.38

Q31 Are there enough programs on the weekends?

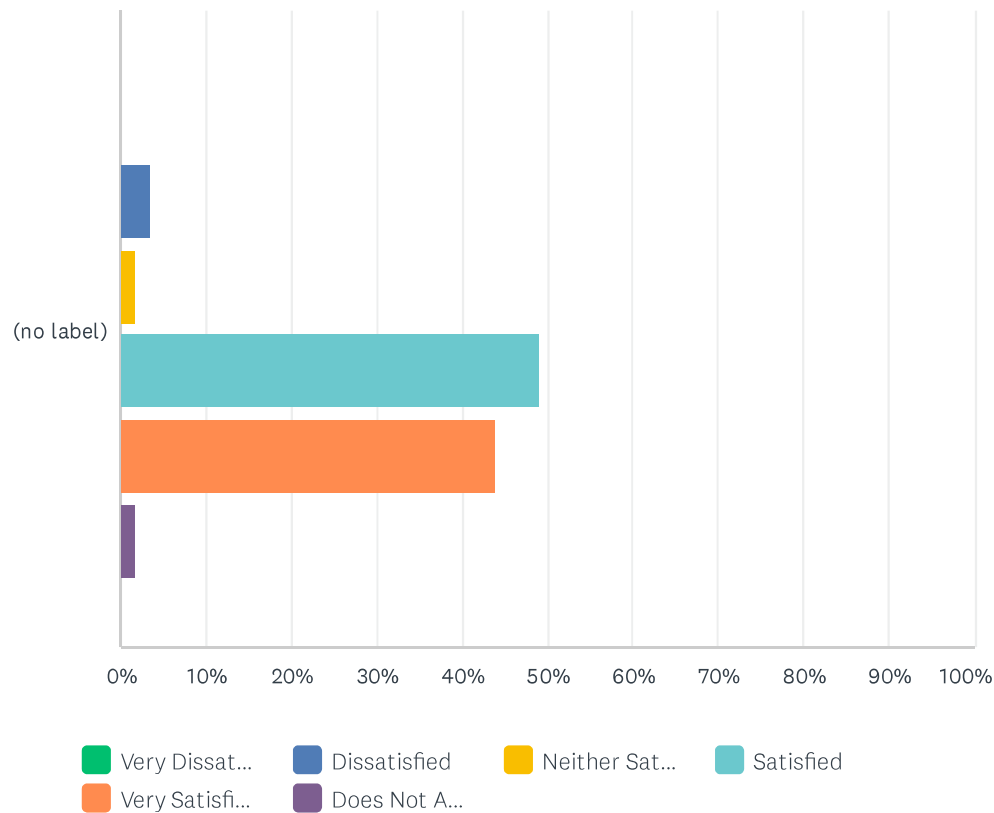
Answered: 58    Skipped: 8



	VERY DISSATISFIED	DISSATISFIED	NEITHER SATISFIED OR DISSATISFIED	SATISFIED	VERY SATISFIED	DOES NOT APPLY TO ME	TOTAL	WEIGHTED AVERAGE
(no label)	1.72% 1	3.45% 2	15.52% 9	51.72% 30	18.97% 11	8.62% 5	58	3.91

Q32 Do you receive enough attention from the staff in the programs department?

Answered: 57    Skipped: 9

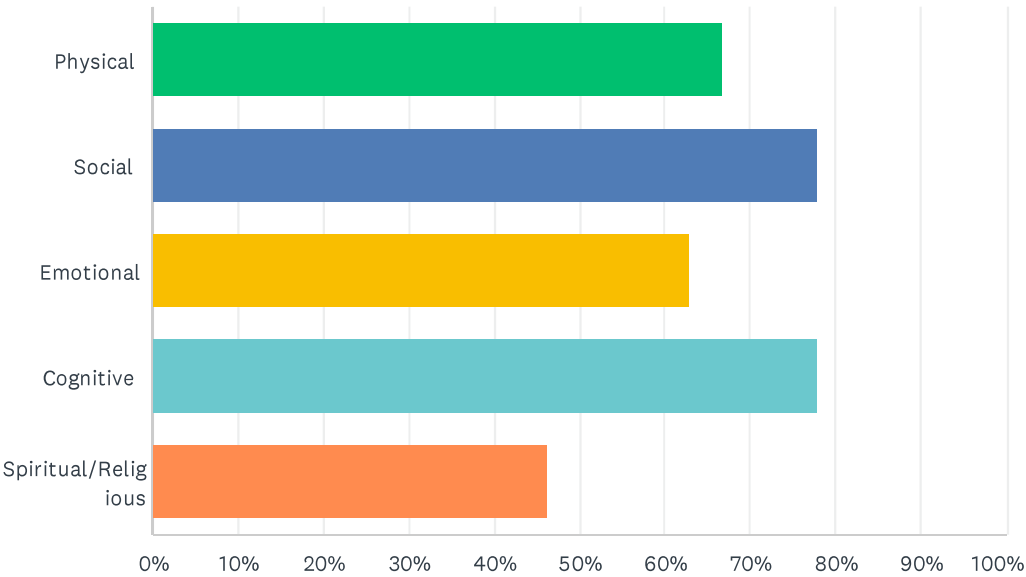


	VERY DISSATISFIED	DISSATISFIED	NEITHER SATISFIED OR DISSATISFIED	SATISFIED	VERY SATISFIED	DOES NOT APPLY TO ME	TOTAL	WEIGHTED AVERAGE
(no label)	0.00% 0	3.51% 2	1.75% 1	49.12% 28	43.86% 25	1.75% 1	57	4.36



Q33 I feel that the programs and opportunities offered to me satisfy my  
\_\_\_\_\_ needs and interests (check all that apply).

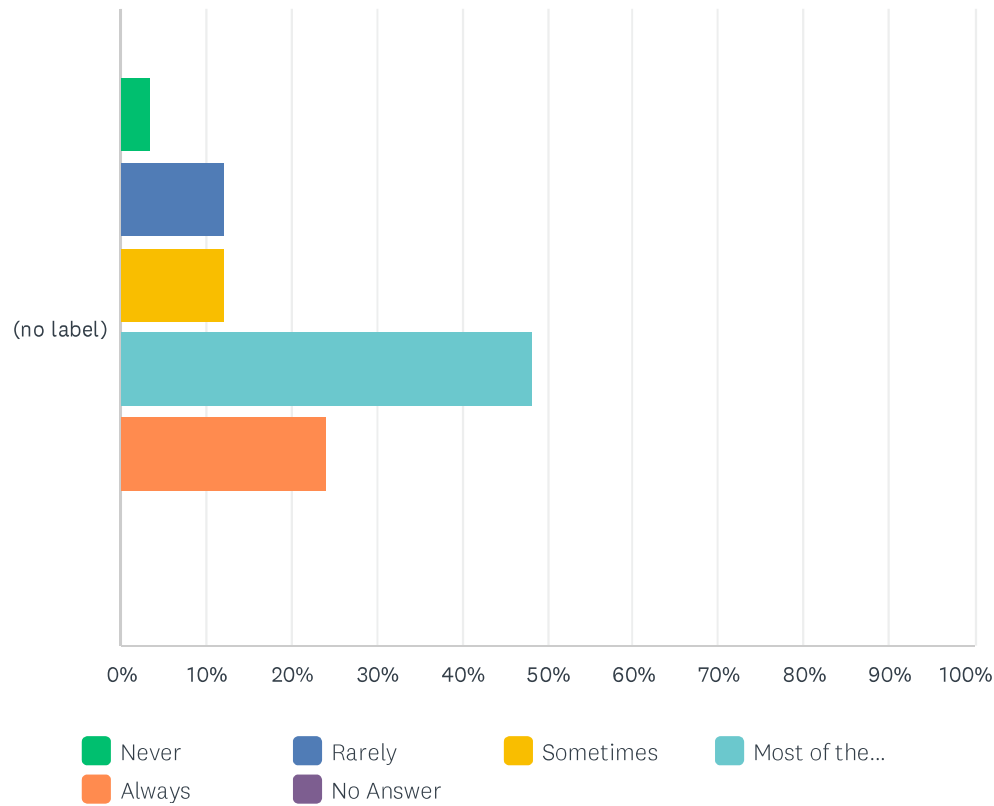
Answered: 54   Skipped: 12



ANSWER CHOICES	RESPONSES	
Physical	66.67%	36
Social	77.78%	42
Emotional	62.96%	34
Cognitive	77.78%	42
Spiritual/Religious	46.30%	25
Total Respondents: 54		

Q34 I am happy with the food choices

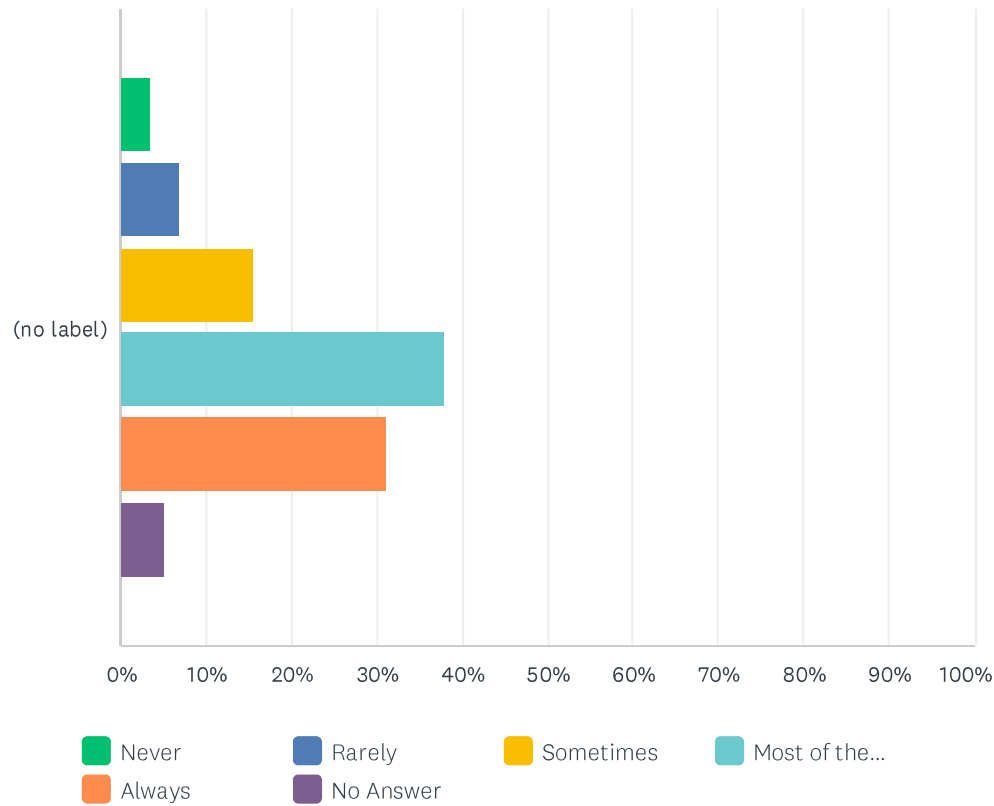
Answered: 58    Skipped: 8



	NEVER	RARELY	SOMETIMES	MOST OF THE TIME	ALWAYS	NO ANSWER	TOTAL	WEIGHTED AVERAGE
(no label)	3.45% 2	12.07% 7	12.07% 7	48.28% 28	24.14% 14	0.00% 0	58	3.78

Q35 Mealtime is an enjoyable time

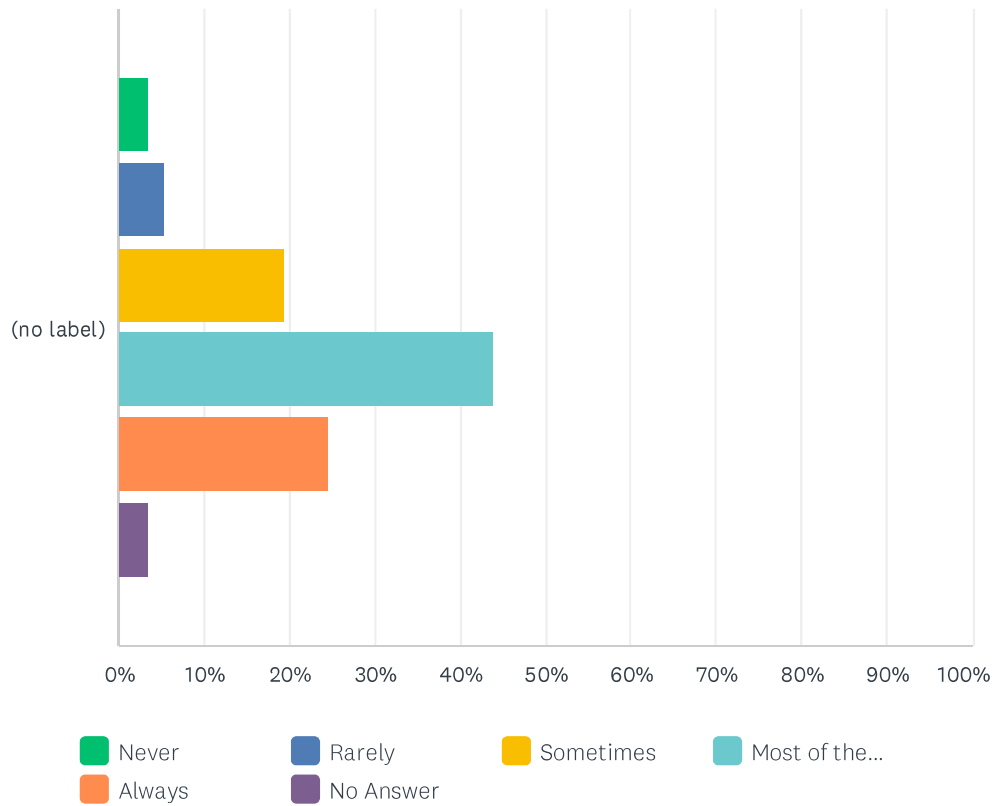
Answered: 58    Skipped: 8



	NEVER	RARELY	SOMETIMES	MOST OF THE TIME	ALWAYS	NO ANSWER	TOTAL	WEIGHTED AVERAGE
(no label)	3.45% 2	6.90% 4	15.52% 9	37.93% 22	31.03% 18	5.17% 3	58	3.91

Q36 I am able to get my meal choice

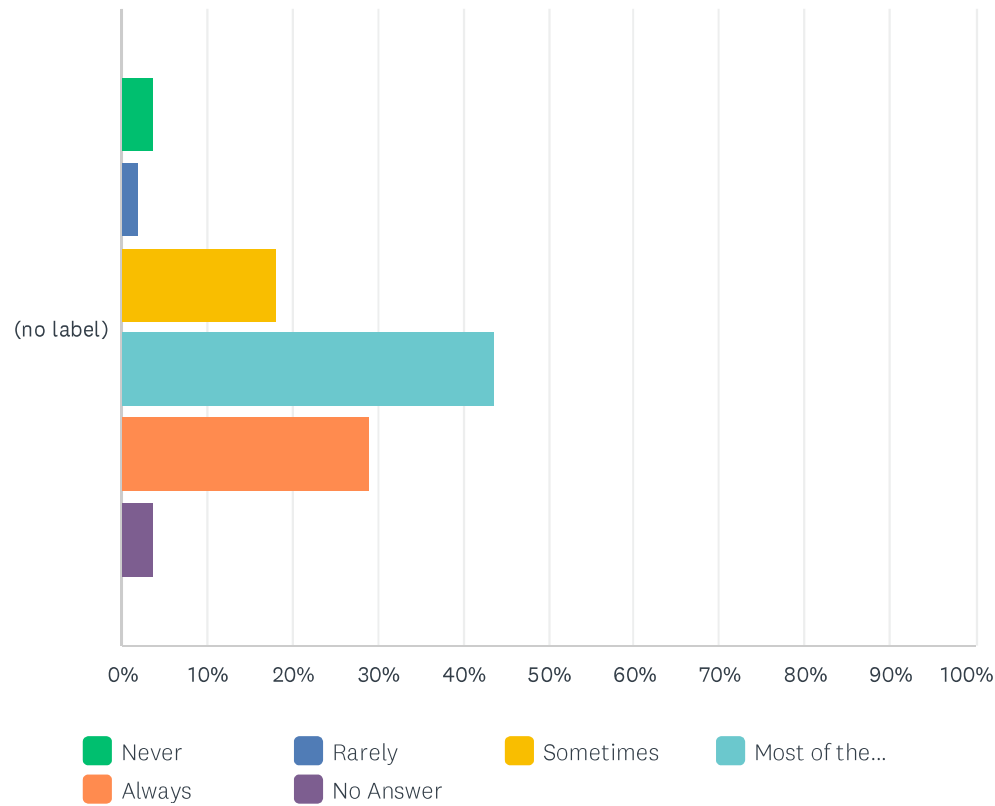
Answered: 57    Skipped: 9



	NEVER	RARELY	SOMETIMES	MOST OF THE TIME	ALWAYS	NO ANSWER	TOTAL	WEIGHTED AVERAGE
(no label)	3.51% 2	5.26% 3	19.30% 11	43.86% 25	24.56% 14	3.51% 2	57	3.84

Q37 I am satisfied with the quantity of food at meals

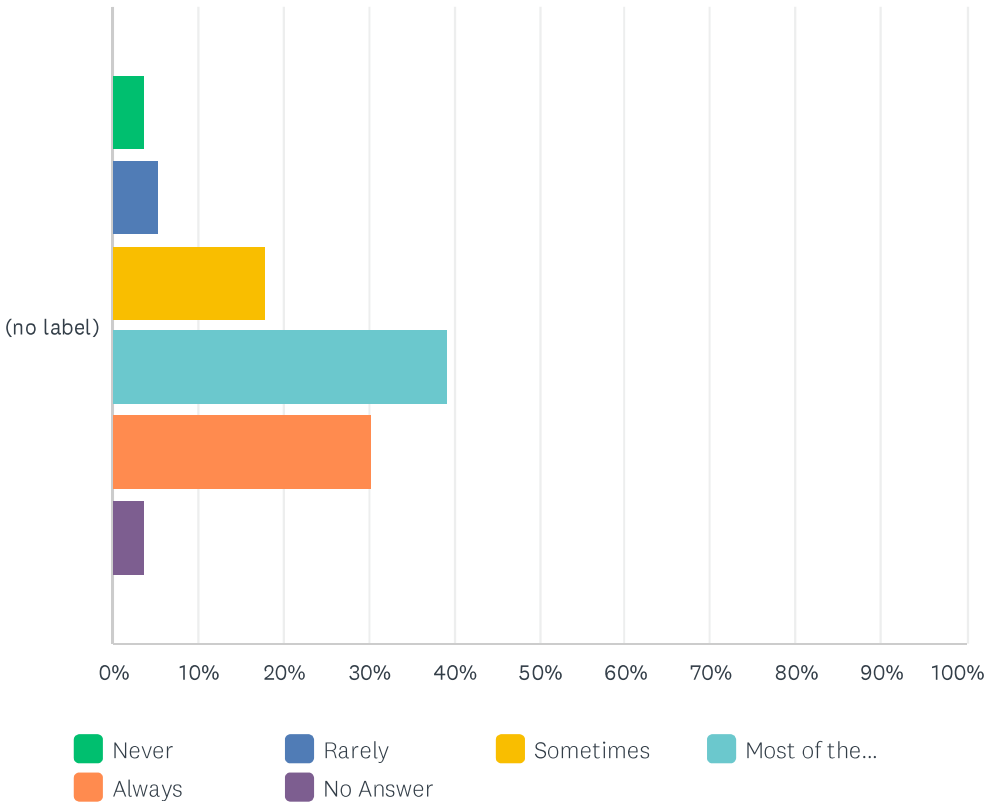
Answered: 55    Skipped: 11



	NEVER	RARELY	SOMETIMES	MOST OF THE TIME	ALWAYS	NO ANSWER	TOTAL	WEIGHTED AVERAGE
(no label)	3.64% 2	1.82% 1	18.18% 10	43.64% 24	29.09% 16	3.64% 2	55	3.96

Q38 There is a good variety of food

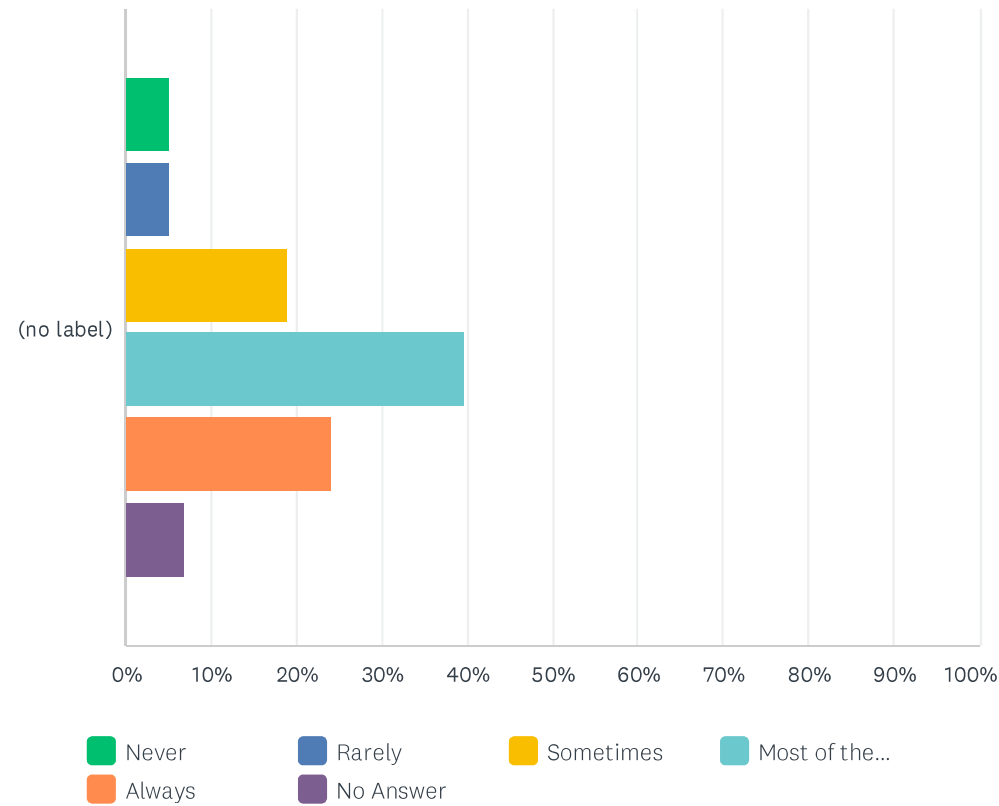
Answered: 56    Skipped: 10



	NEVER	RARELY	SOMETIMES	MOST OF THE TIME	ALWAYS	NO ANSWER	TOTAL	WEIGHTED AVERAGE
(no label)	3.57% 2	5.36% 3	17.86% 10	39.29% 22	30.36% 17	3.57% 2	56	3.91

Q39 There is a variety of food on the snack cart

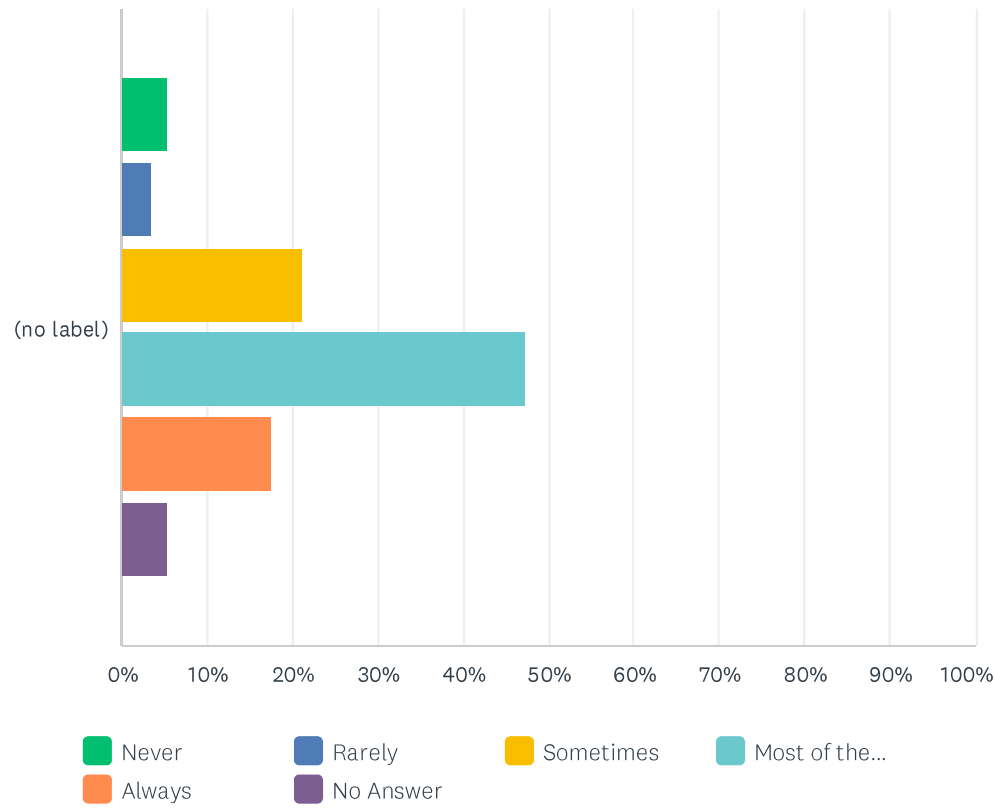
Answered: 58    Skipped: 8



	NEVER	RARELY	SOMETIMES	MOST OF THE TIME	ALWAYS	NO ANSWER	TOTAL	WEIGHTED AVERAGE
(no label)	5.17% 3	5.17% 3	18.97% 11	39.66% 23	24.14% 14	6.90% 4	58	3.78

Q40 The food is tasty and at a good temperature

Answered: 57    Skipped: 9

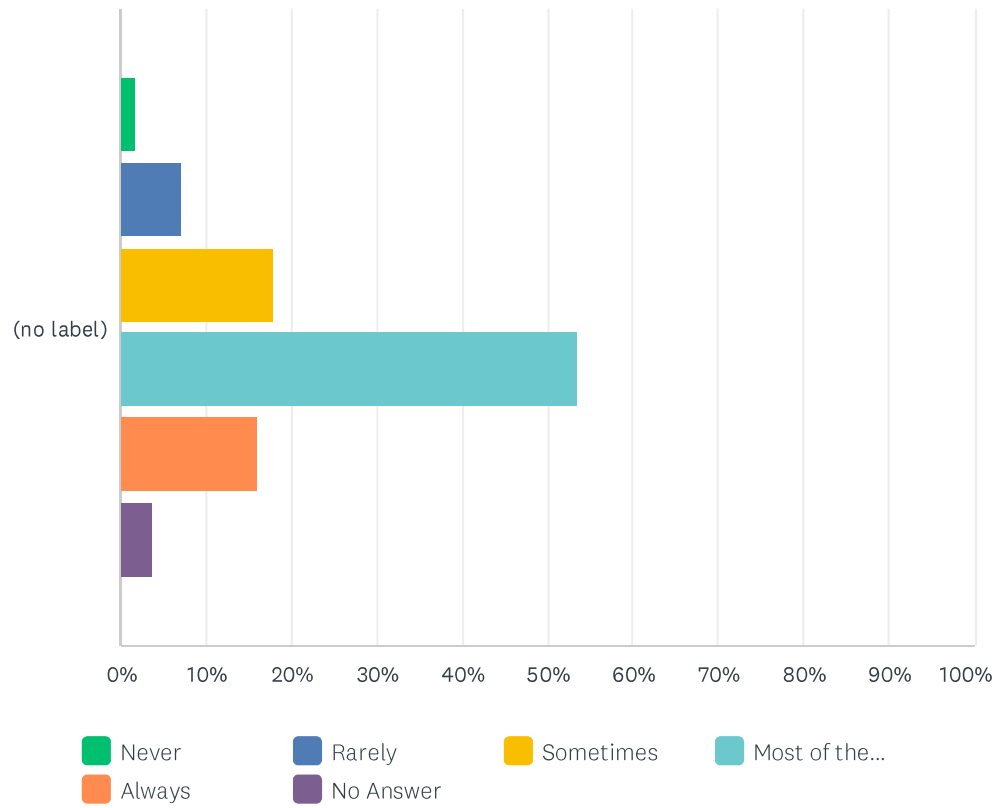


	NEVER	RARELY	SOMETIMES	MOST OF THE TIME	ALWAYS	NO ANSWER	TOTAL	WEIGHTED AVERAGE
(no label)	5.26% 3	3.51% 2	21.05% 12	47.37% 27	17.54% 10	5.26% 3	57	3.72



Q41 I am pleased with the dining experience

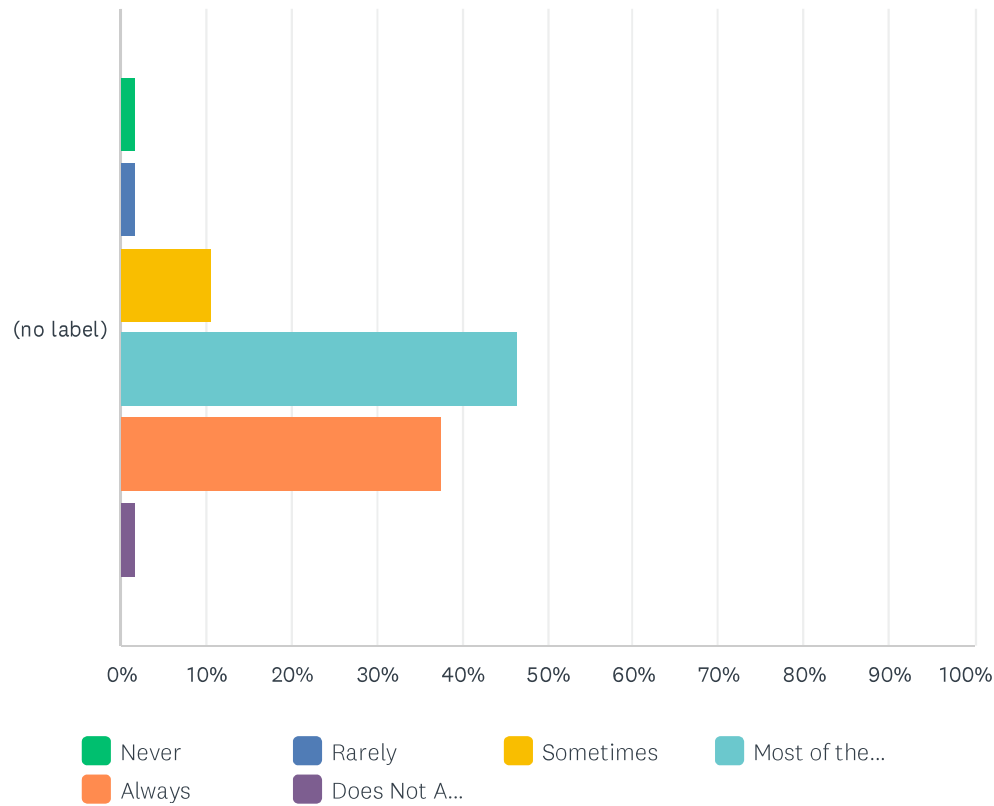
Answered: 56    Skipped: 10



	NEVER	RARELY	SOMETIMES	MOST OF THE TIME	ALWAYS	NO ANSWER	TOTAL	WEIGHTED AVERAGE
(no label)	1.79% 1	7.14% 4	17.86% 10	53.57% 30	16.07% 9	3.57% 2	56	3.78

Q42 How well do the staff listen to you

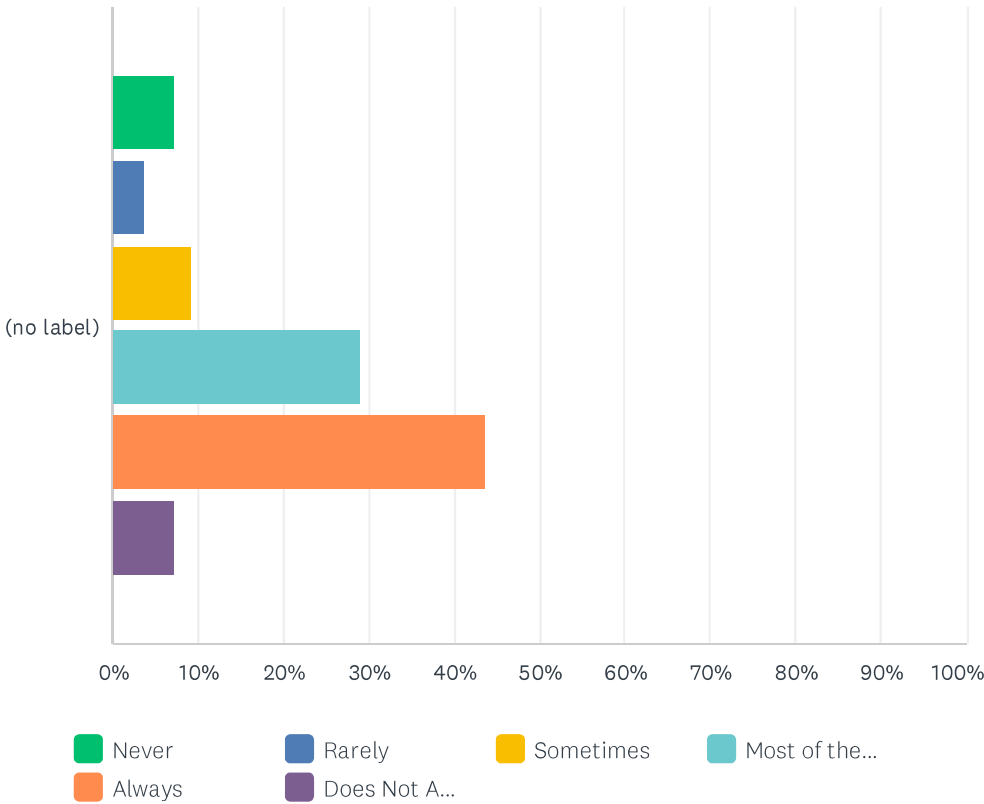
Answered: 56    Skipped: 10



	NEVER	RARELY	SOMETIMES	MOST OF THE TIME	ALWAYS	DOES NOT APPLY TO ME	TOTAL	WEIGHTED AVERAGE
(no label)	1.79% 1	1.79% 1	10.71% 6	46.43% 26	37.50% 21	1.79% 1	56	4.18

Q43 Would you recommend this nursing home to others?

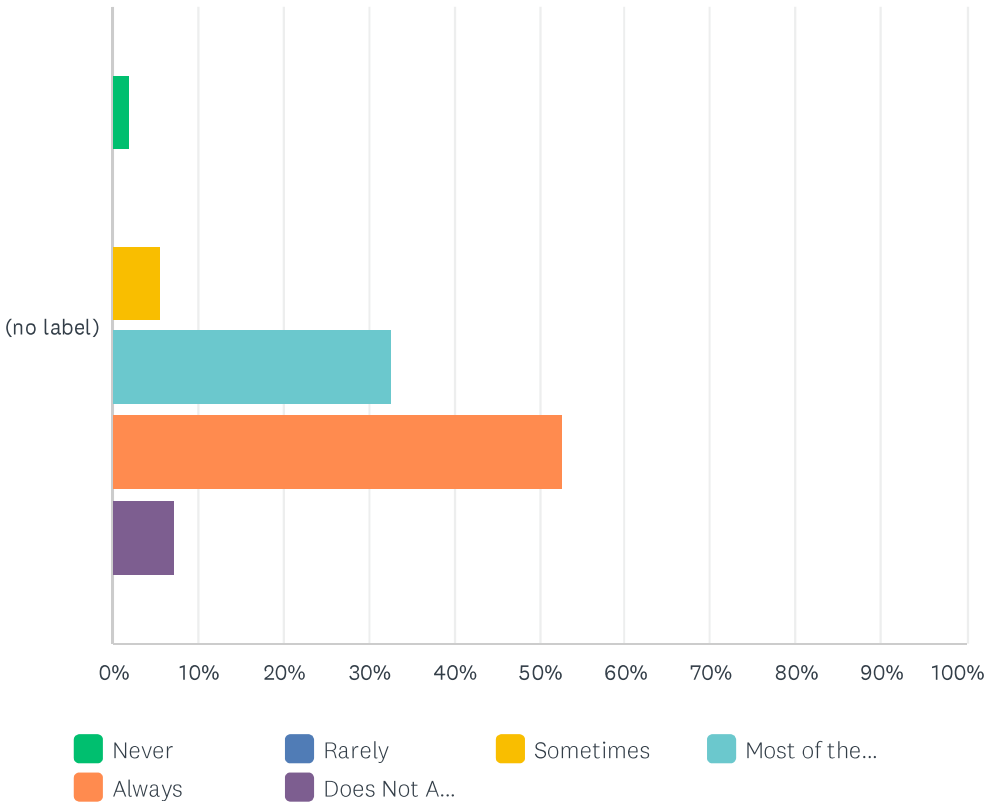
Answered: 55    Skipped: 11



	NEVER	RARELY	SOMETIMES	MOST OF THE TIME	ALWAYS	DOES NOT APPLY TO ME	TOTAL	WEIGHTED AVERAGE
(no label)	7.27% 4	3.64% 2	9.09% 5	29.09% 16	43.64% 24	7.27% 4	55	4.06

Q44 Do you feel safety is important to this home?

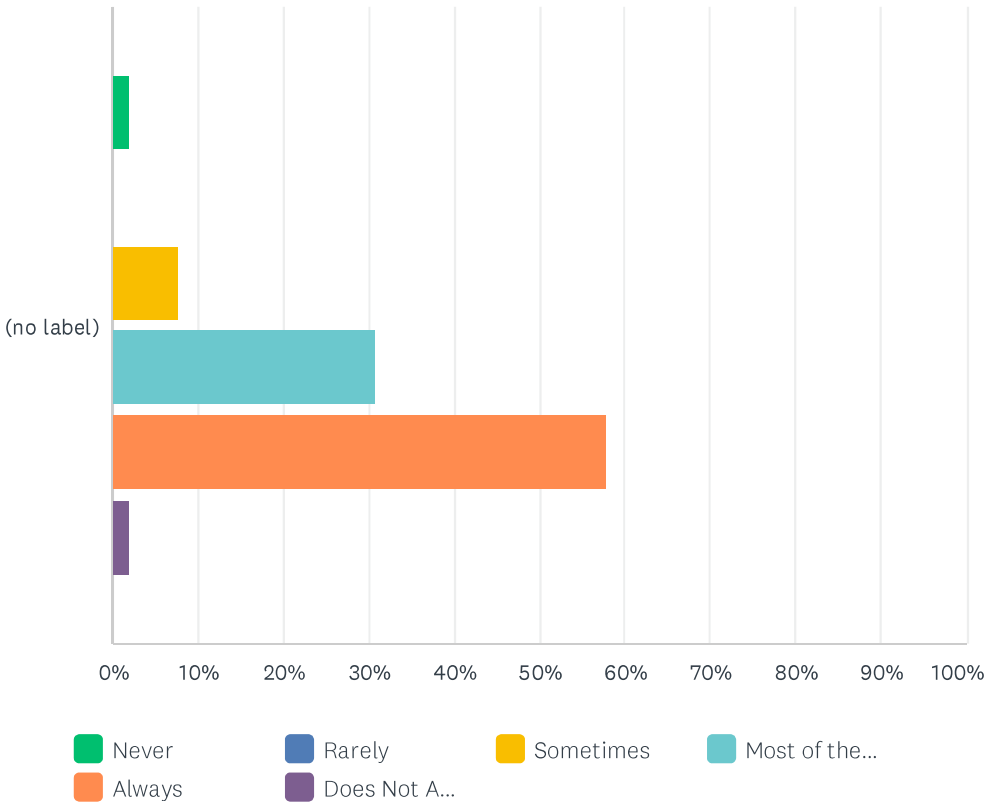
Answered: 55    Skipped: 11



	NEVER	RARELY	SOMETIMES	MOST OF THE TIME	ALWAYS	DOES NOT APPLY TO ME	TOTAL	WEIGHTED AVERAGE
(no label)	1.82% 1	0.00% 0	5.45% 3	32.73% 18	52.73% 29	7.27% 4	55	4.45

Q45 Do you feel safe in this home?

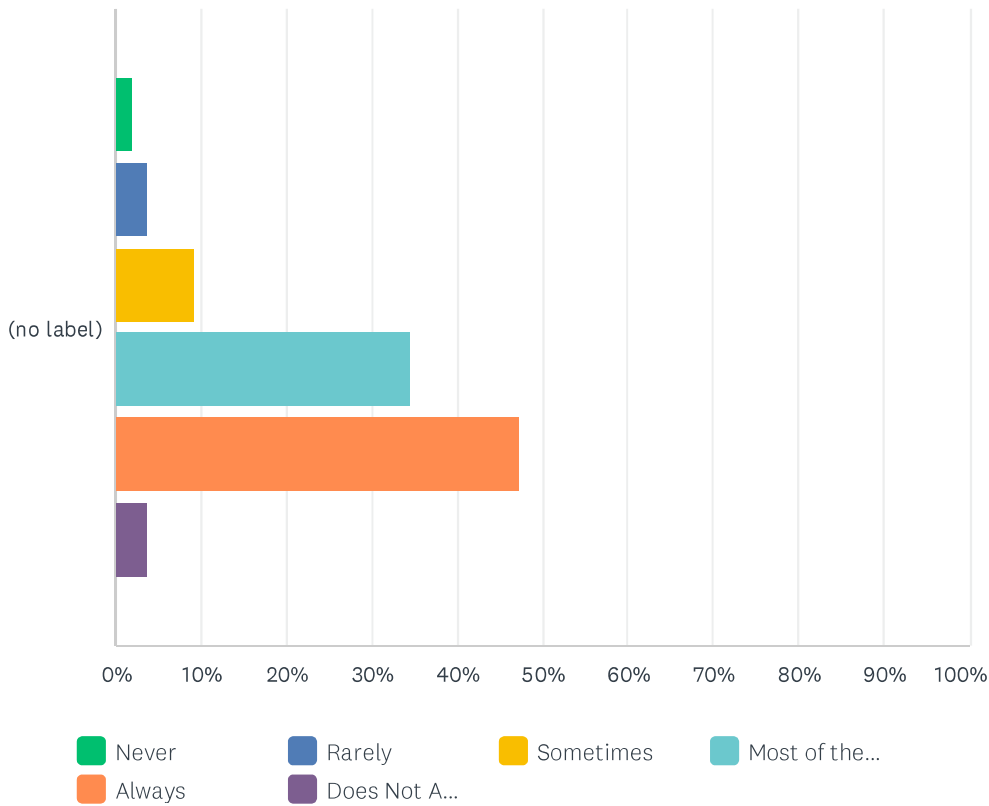
Answered: 52    Skipped: 14



	NEVER	RARELY	SOMETIMES	MOST OF THE TIME	ALWAYS	DOES NOT APPLY TO ME	TOTAL	WEIGHTED AVERAGE
(no label)	1.92% 1	0.00% 0	7.69% 4	30.77% 16	57.69% 30	1.92% 1	52	4.45

Q46 Do you feel calm and happy in this home?

Answered: 55    Skipped: 11



	NEVER	RARELY	SOMETIMES	MOST OF THE TIME	ALWAYS	DOES NOT APPLY TO ME	TOTAL	WEIGHTED AVERAGE
(no label)	1.82% 1	3.64% 2	9.09% 5	34.55% 19	47.27% 26	3.64% 2	55	4.26

## Q47 Is there an area we could improve on?

Answered: 20   Skipped: 46

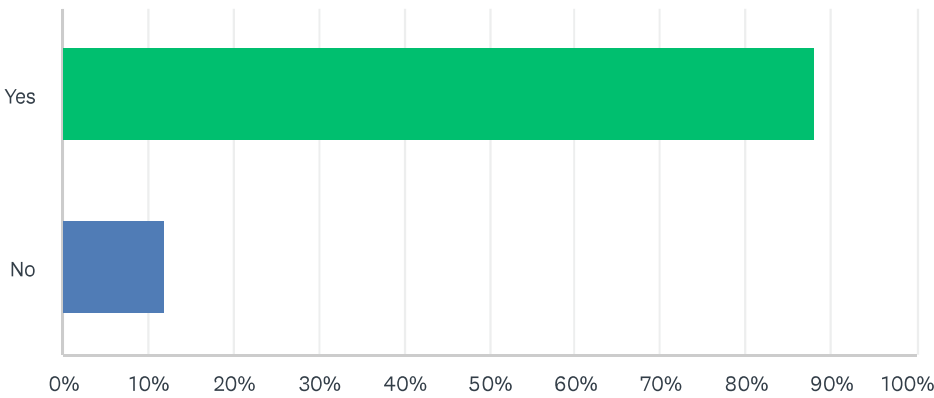
**Q48 Please let us know if there are any areas that you feel should be included in this survey**

Answered: 16   Skipped: 50



Q49 Does the Product used fit properly, is it comfortable and easy to use?

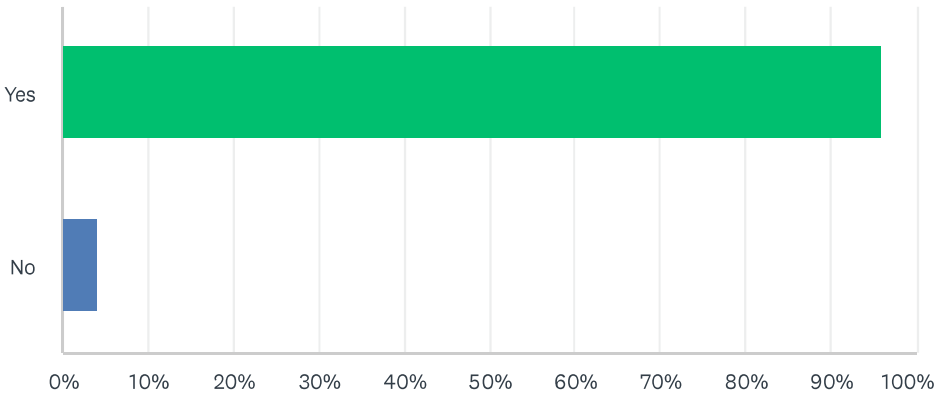
Answered: 25    Skipped: 41



ANSWER CHOICES	RESPONSES	
Yes	88.00%	22
No	12.00%	3
TOTAL		25

Q50 Product is readily available for use?

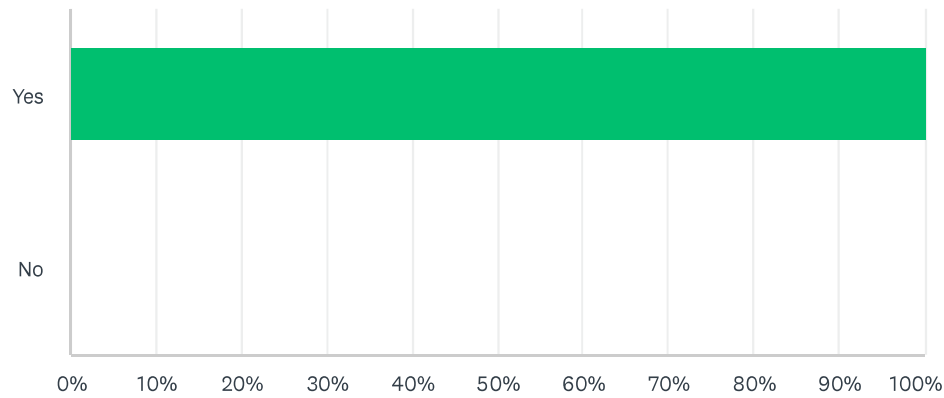
Answered: 25    Skipped: 41



ANSWER CHOICES	RESPONSES	
Yes	96.00%	24
No	4.00%	1
TOTAL		25

Q51 Product is satisfactory for your needs

Answered: 25    Skipped: 41



ANSWER CHOICES		RESPONSES	
Yes		100.00%	25
No		0.00%	0
TOTAL			25