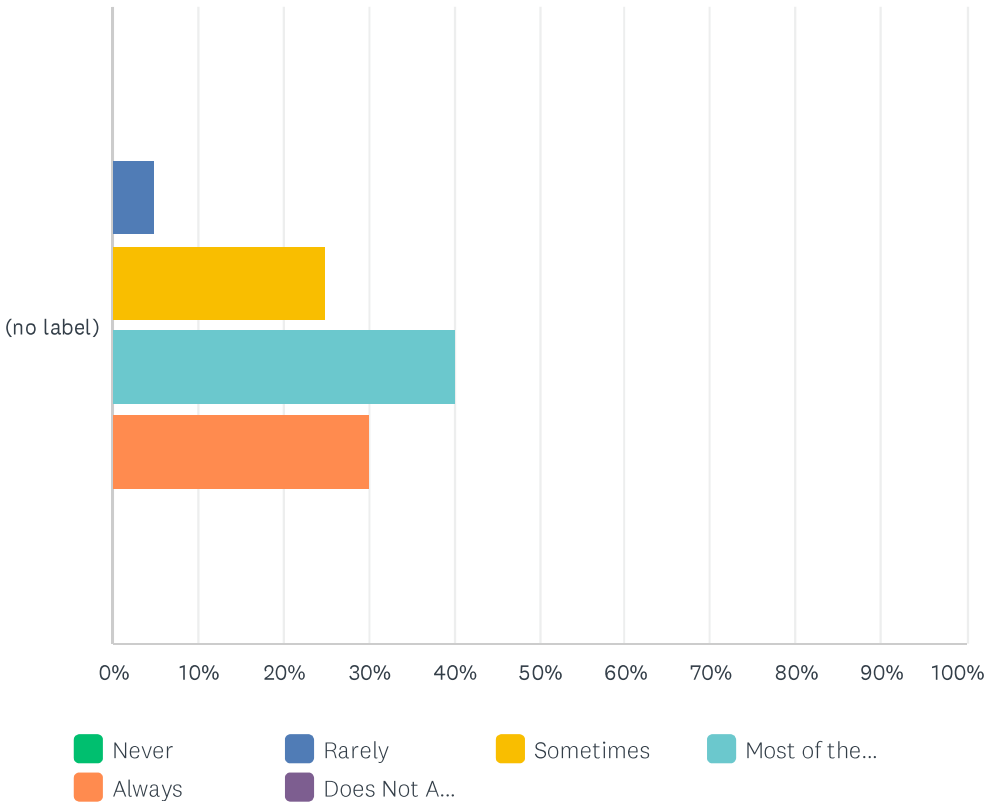


Q1 The staff involve me in decisions about my care

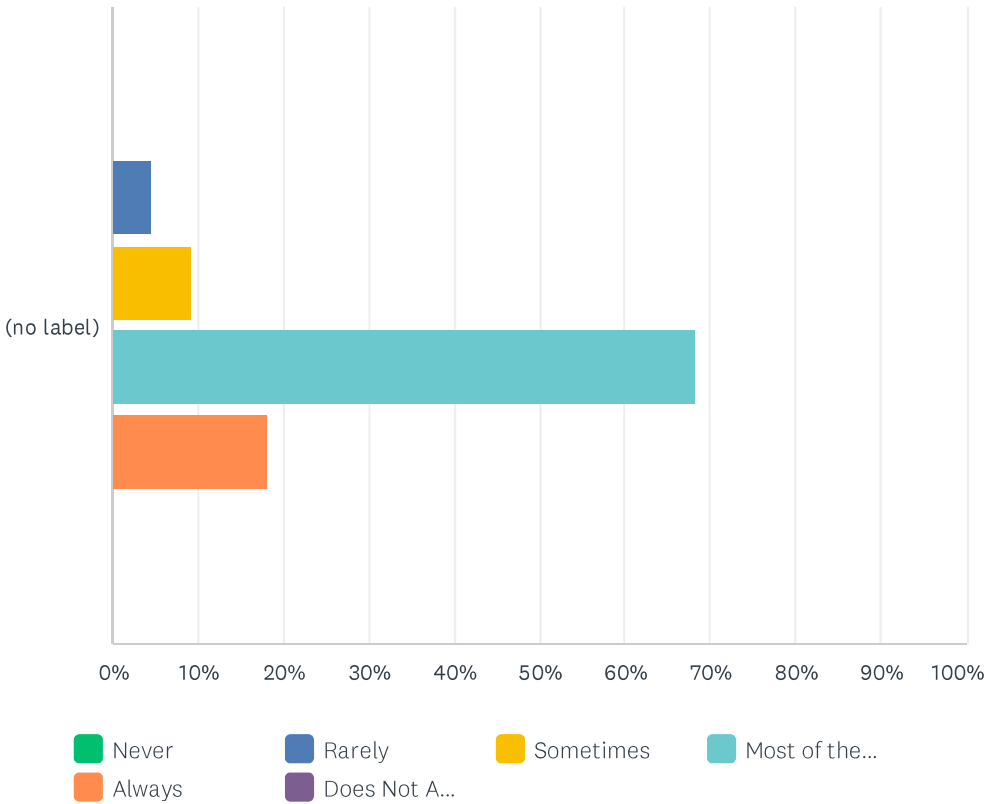
Answered: 20 Skipped: 2



	NEVER	RARELY	SOMETIMES	MOST OF THE TIME	ALWAYS	DOES NOT APPLY TO ME	TOTAL	WEIGHTED AVERAGE
(no label)	0.00% 0	5.00% 1	25.00% 5	40.00% 8	30.00% 6	0.00% 0	20	3.95

Q2 Staff respect my likes/dislikes

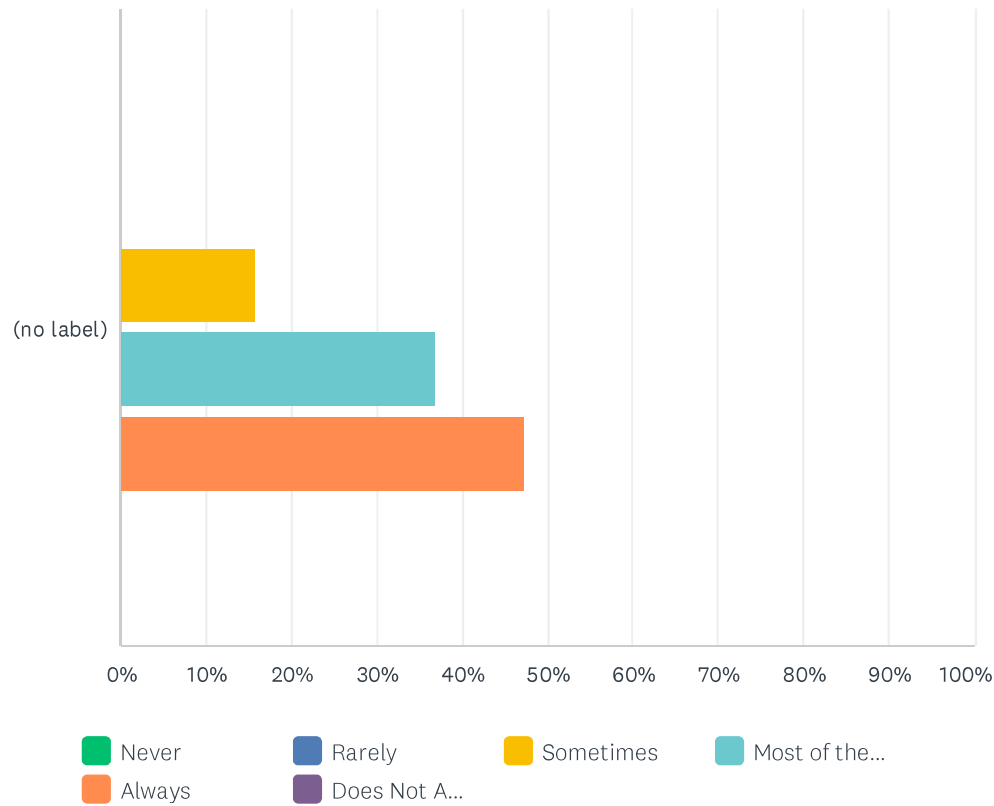
Answered: 22 Skipped: 0



	NEVER	RARELY	SOMETIMES	MOST OF THE TIME	ALWAYS	DOES NOT APPLY TO ME	TOTAL	WEIGHTED AVERAGE
(no label)	0.00% 0	4.55% 1	9.09% 2	68.18% 15	18.18% 4	0.00% 0	22	4.00

Q3 Staff treat me with respect

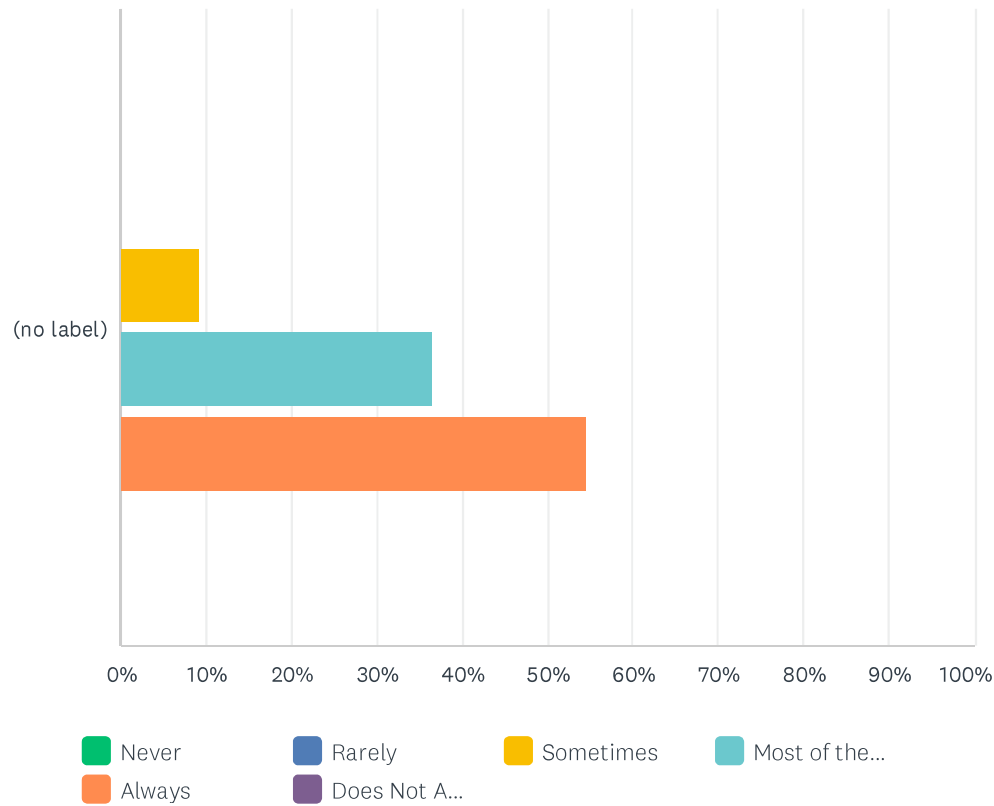
Answered: 19 Skipped: 3



	NEVER	RARELY	SOMETIMES	MOST OF THE TIME	ALWAYS	DOES NOT APPLY TO ME	TOTAL	WEIGHTED AVERAGE
(no label)	0.00% 0	0.00% 0	15.79% 3	36.84% 7	47.37% 9	0.00% 0	19	4.32

Q4 I get my personal care needs met (bathing, grooming, dressing)

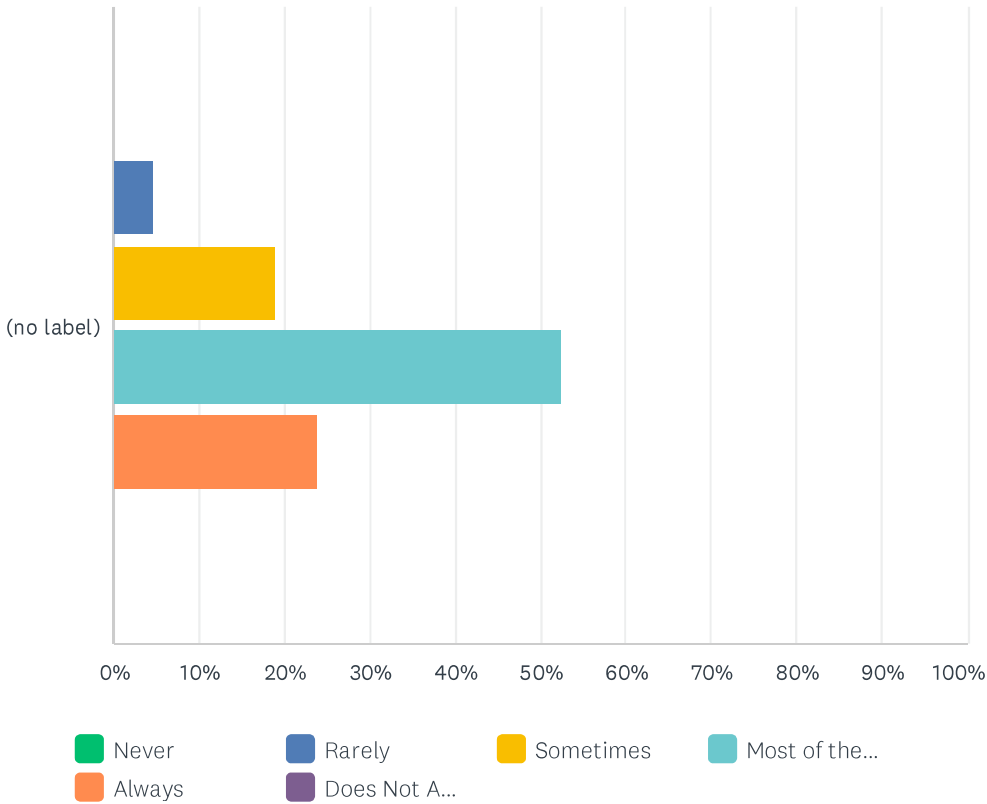
Answered: 22 Skipped: 0



	NEVER	RARELY	SOMETIMES	MOST OF THE TIME	ALWAYS	DOES NOT APPLY TO ME	TOTAL	WEIGHTED AVERAGE
(no label)	0.00% 0	0.00% 0	9.09% 2	36.36% 8	54.55% 12	0.00% 0	22	4.45

Q5 My privacy is respected

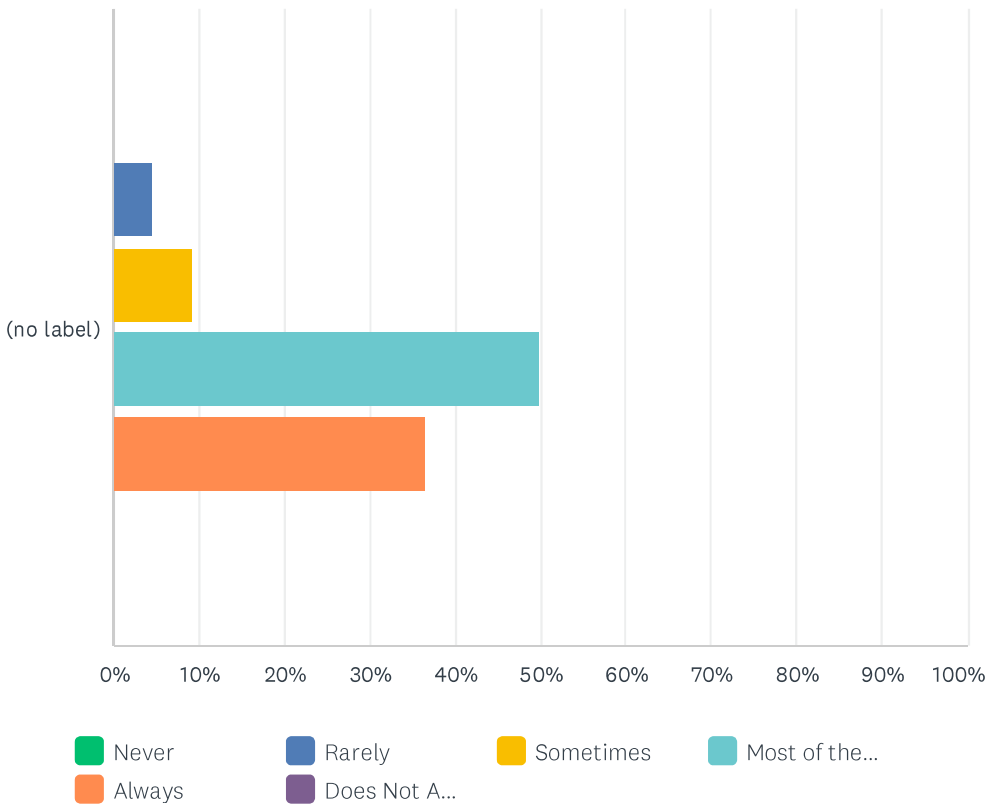
Answered: 21 Skipped: 1



	NEVER	RARELY	SOMETIMES	MOST OF THE TIME	ALWAYS	DOES NOT APPLY TO ME	TOTAL	WEIGHTED AVERAGE
(no label)	0.00% 0	4.76% 1	19.05% 4	52.38% 11	23.81% 5	0.00% 0	21	3.95

Q6 I am given choices and they are respected

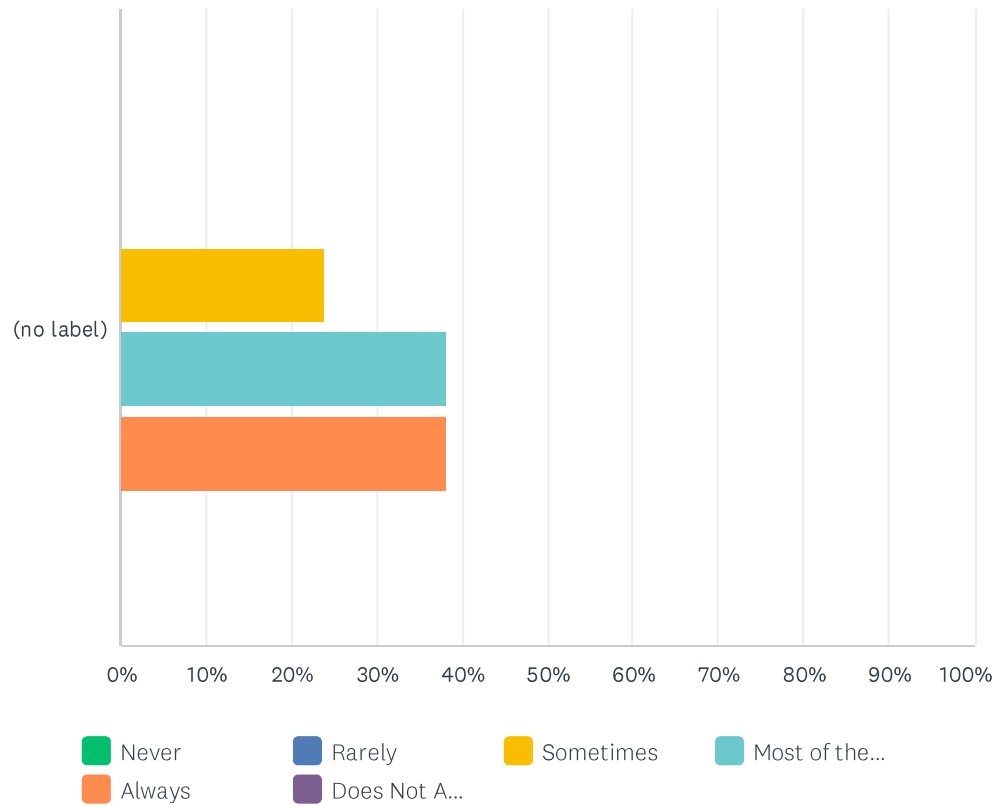
Answered: 22 Skipped: 0



	NEVER	RARELY	SOMETIMES	MOST OF THE TIME	ALWAYS	DOES NOT APPLY TO ME	TOTAL	WEIGHTED AVERAGE
(no label)	0.00% 0	4.55% 1	9.09% 2	50.00% 11	36.36% 8	0.00% 0	22	4.18

Q7 My abilities and strengths are supported and encouraged

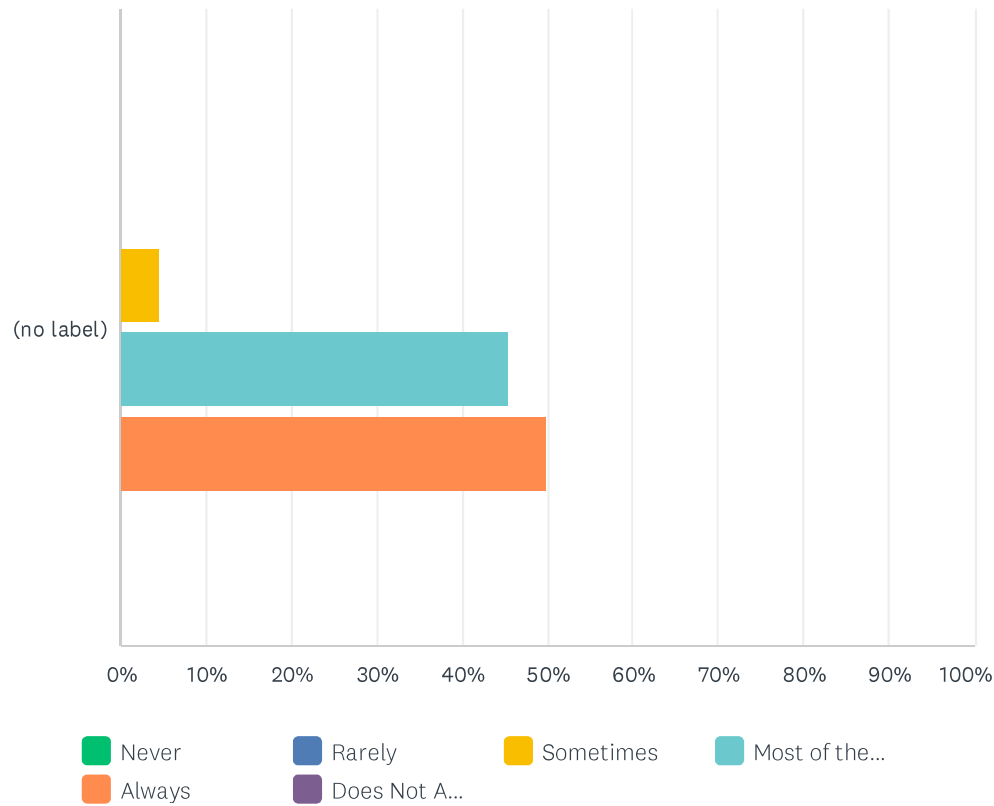
Answered: 21 Skipped: 1



	NEVER	RARELY	SOMETIMES	MOST OF THE TIME	ALWAYS	DOES NOT APPLY TO ME	TOTAL	WEIGHTED AVERAGE
(no label)	0.00% 0	0.00% 0	23.81% 5	38.10% 8	38.10% 8	0.00% 0	21	4.14

Q8 I can express my opinion without fear of consequences

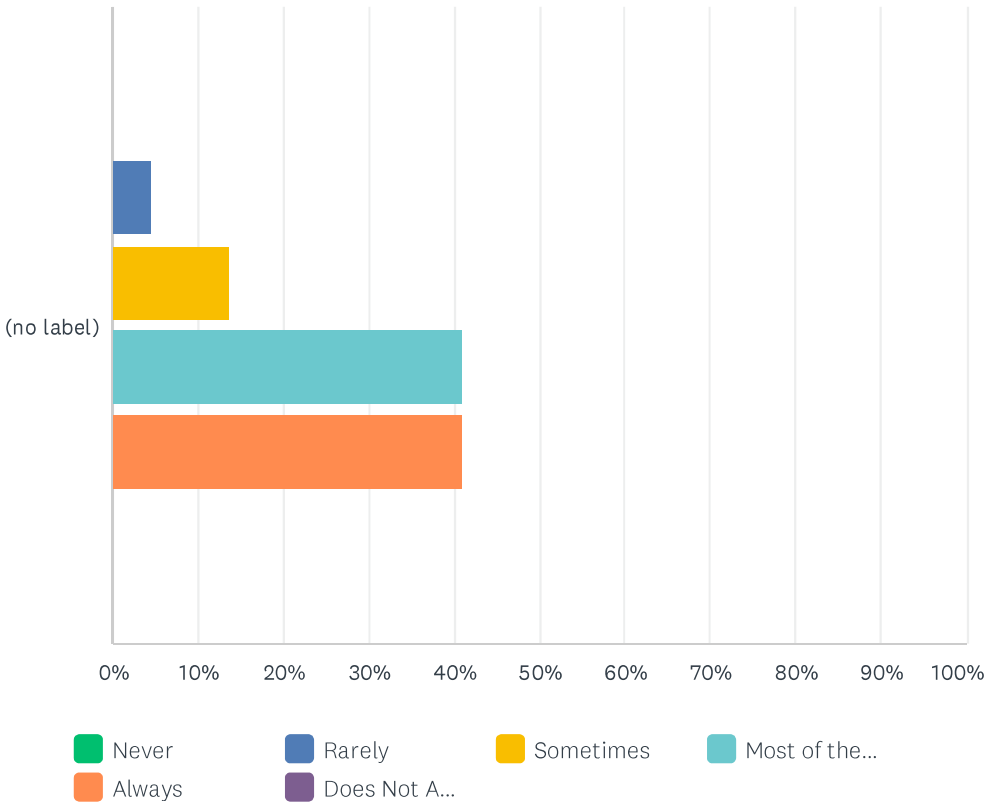
Answered: 22 Skipped: 0



	NEVER	RARELY	SOMETIMES	MOST OF THE TIME	ALWAYS	DOES NOT APPLY TO ME	TOTAL	WEIGHTED AVERAGE
(no label)	0.00% 0	0.00% 0	4.55% 1	45.45% 10	50.00% 11	0.00% 0	22	4.45

Q9 The staff are good listeners

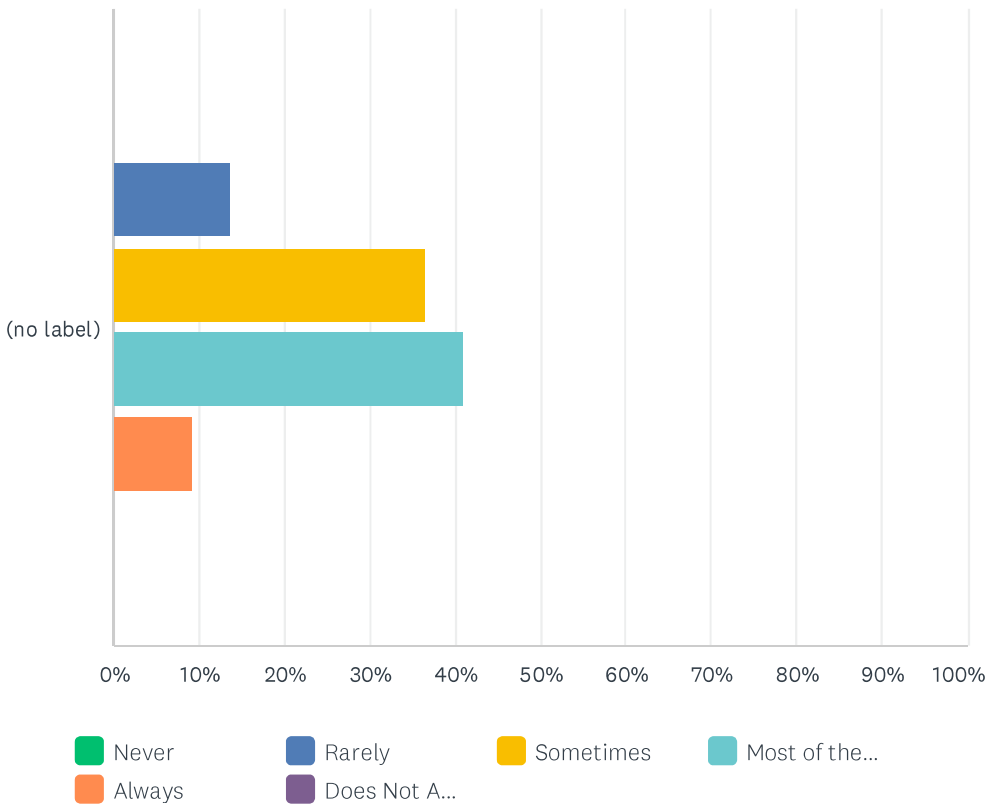
Answered: 22 Skipped: 0



	NEVER	RARELY	SOMETIMES	MOST OF THE TIME	ALWAYS	DOES NOT APPLY TO ME	TOTAL	WEIGHTED AVERAGE
(no label)	0.00% 0	4.55% 1	13.64% 3	40.91% 9	40.91% 9	0.00% 0	22	4.18

Q10 Staff respond promptly when I call

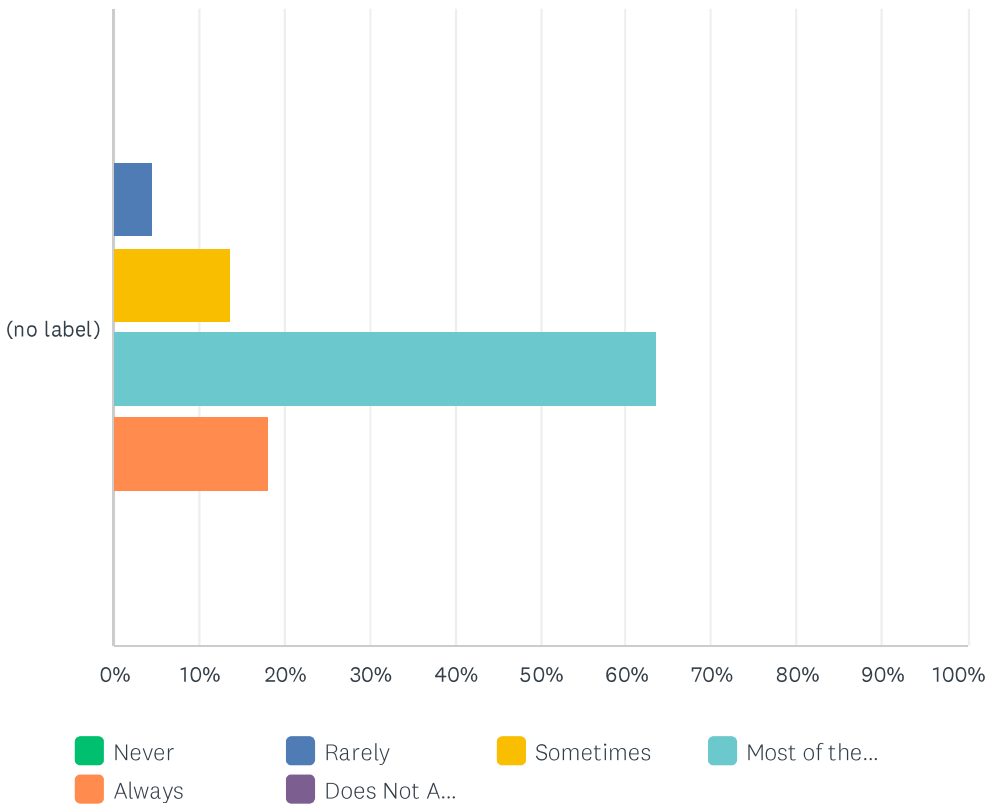
Answered: 22 Skipped: 0



	NEVER	RARELY	SOMETIMES	MOST OF THE TIME	ALWAYS	DOES NOT APPLY TO ME	TOTAL	WEIGHTED AVERAGE
(no label)	0.00% 0	13.64% 3	36.36% 8	40.91% 9	9.09% 2	0.00% 0	22	3.45

Q11 Staff pay attention to me and the other residents

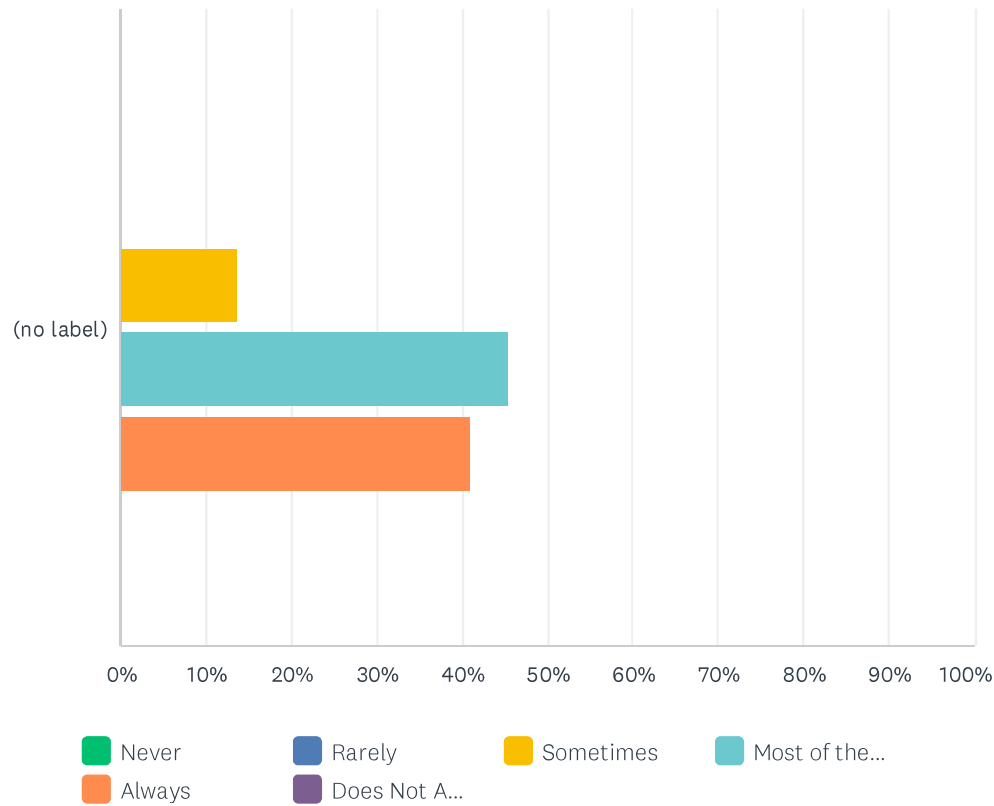
Answered: 22 Skipped: 0



	NEVER	RARELY	SOMETIMES	MOST OF THE TIME	ALWAYS	DOES NOT APPLY TO ME	TOTAL	WEIGHTED AVERAGE
(no label)	0.00% 0	4.55% 1	13.64% 3	63.64% 14	18.18% 4	0.00% 0	22	3.95

Q12 Staff are there when I need them emotionally

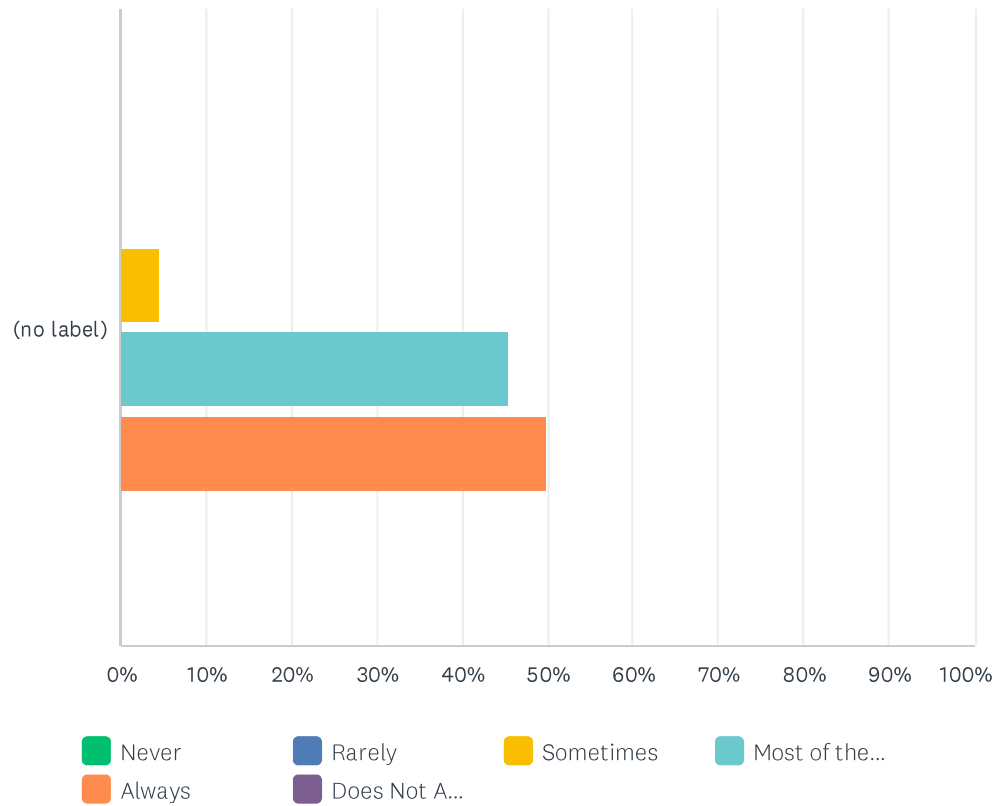
Answered: 22 Skipped: 0



	NEVER	RARELY	SOMETIMES	MOST OF THE TIME	ALWAYS	DOES NOT APPLY TO ME	TOTAL	WEIGHTED AVERAGE
(no label)	0.00% 0	0.00% 0	13.64% 3	45.45% 10	40.91% 9	0.00% 0	22	4.27

Q13 I feel safe in my room

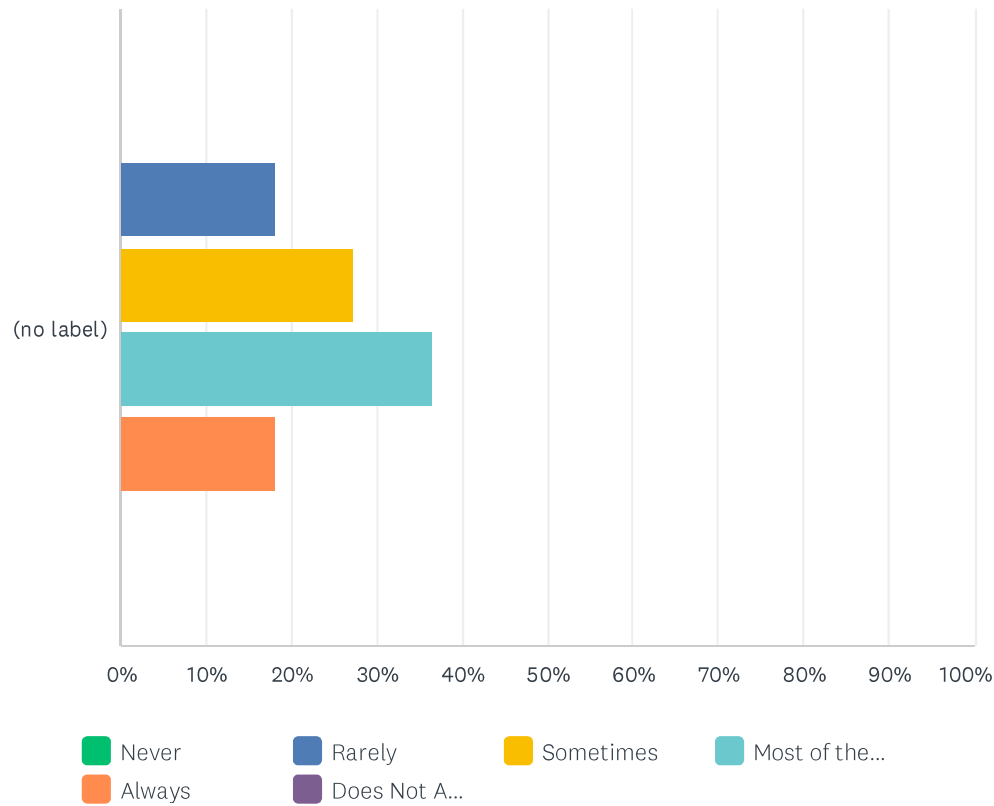
Answered: 22 Skipped: 0



	NEVER	RARELY	SOMETIMES	MOST OF THE TIME	ALWAYS	DOES NOT APPLY TO ME	TOTAL	WEIGHTED AVERAGE
(no label)	0.00% 0	0.00% 0	4.55% 1	45.45% 10	50.00% 11	0.00% 0	22	4.45

Q14 The staff tell me why they come to your room

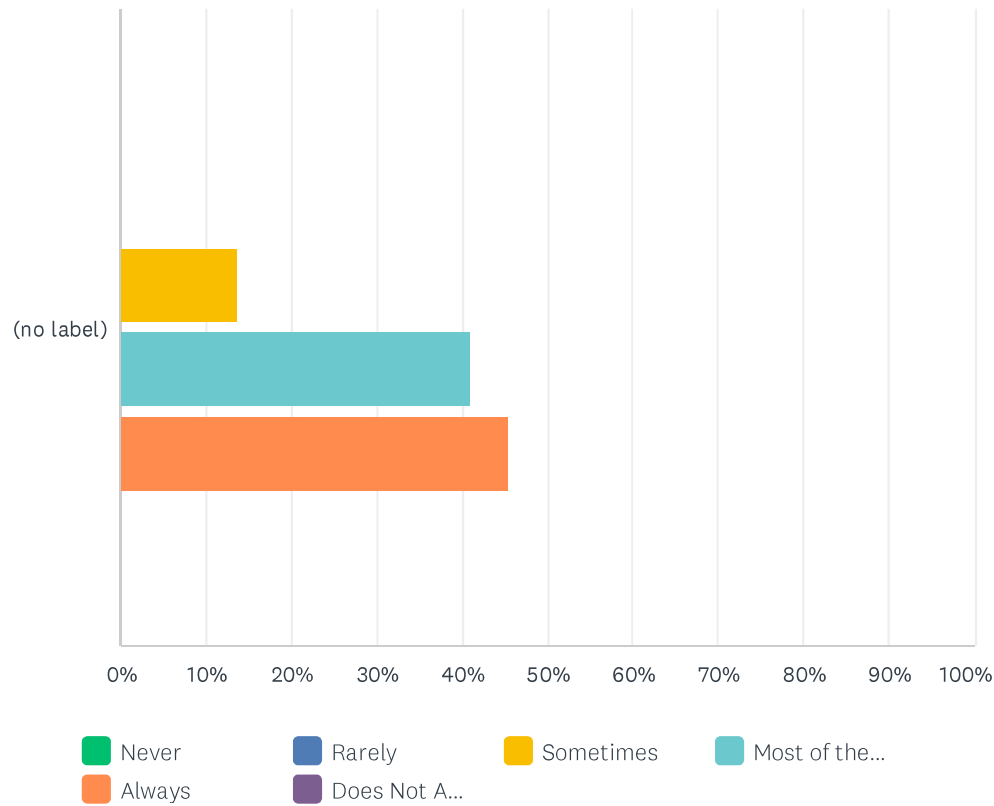
Answered: 22 Skipped: 0



	NEVER	RARELY	SOMETIMES	MOST OF THE TIME	ALWAYS	DOES NOT APPLY TO ME	TOTAL	WEIGHTED AVERAGE
(no label)	0.00% 0	18.18% 4	27.27% 6	36.36% 8	18.18% 4	0.00% 0	22	3.55

Q15 The staff act in a professional manner when they deal with me

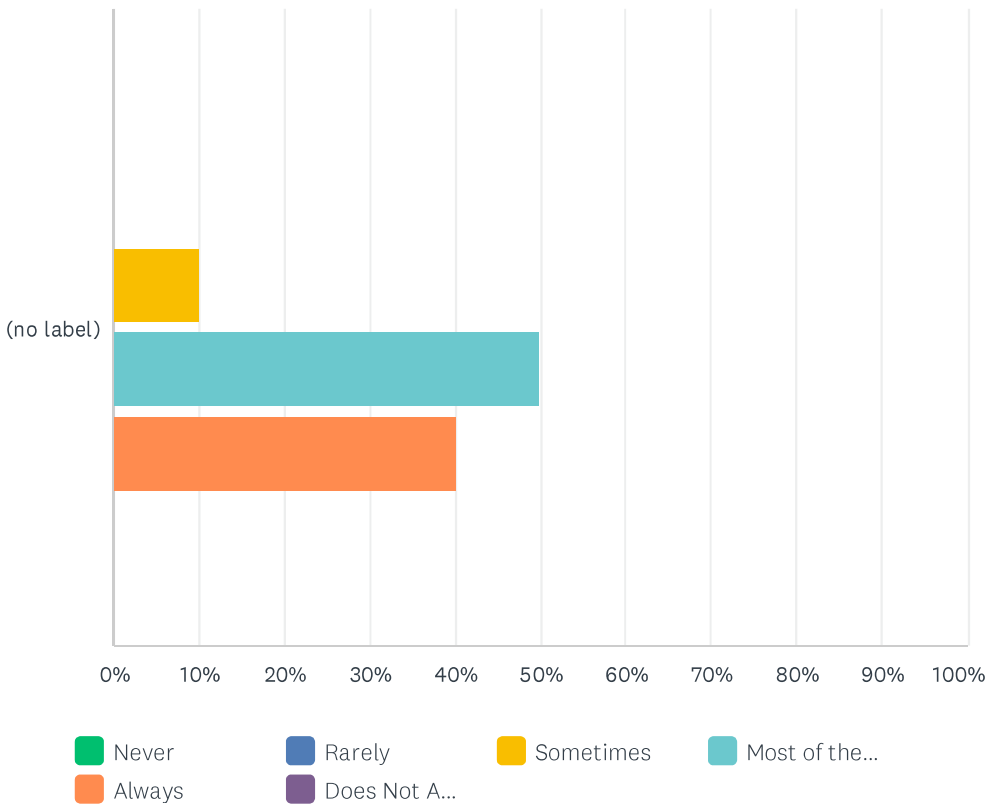
Answered: 22 Skipped: 0



	NEVER	RARELY	SOMETIMES	MOST OF THE TIME	ALWAYS	DOES NOT APPLY TO ME	TOTAL	WEIGHTED AVERAGE
(no label)	0.00% 0	0.00% 0	13.64% 3	40.91% 9	45.45% 10	0.00% 0	22	4.32

Q16 Overall, I am happy with the nursing care

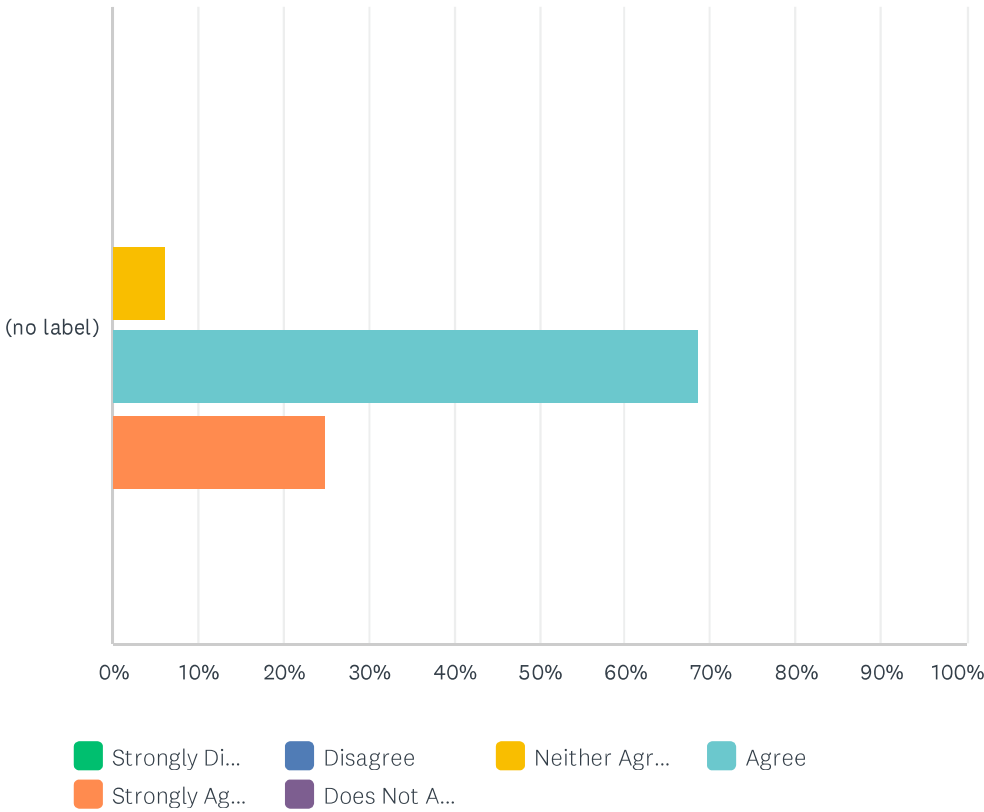
Answered: 20 Skipped: 2



	NEVER	RARELY	SOMETIMES	MOST OF THE TIME	ALWAYS	DOES NOT APPLY TO ME	TOTAL	WEIGHTED AVERAGE
(no label)	0.00% 0	0.00% 0	10.00% 2	50.00% 10	40.00% 8	0.00% 0	20	4.30

Q17 The staff are friendly and courteous

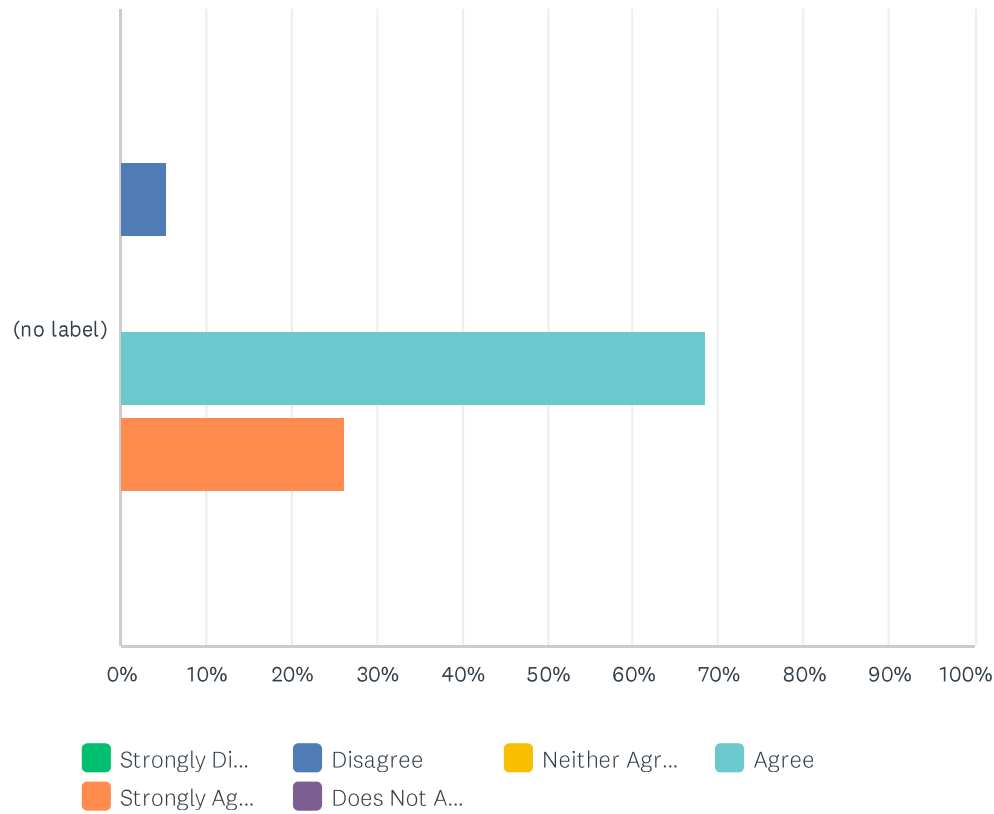
Answered: 16 Skipped: 6



	STRONGLY DISAGREE	DISAGREE	NEITHER AGREE OR DISAGREE	AGREE	STRONGLY AGREE	DOES NOT APPLY TO ME	TOTAL	WEIGHTED AVERAGE
(no label)	0.00% 0	0.00% 0	6.25% 1	68.75% 11	25.00% 4	0.00% 0	16	4.19

Q18 Do the staff take time to have conversations with the residents?

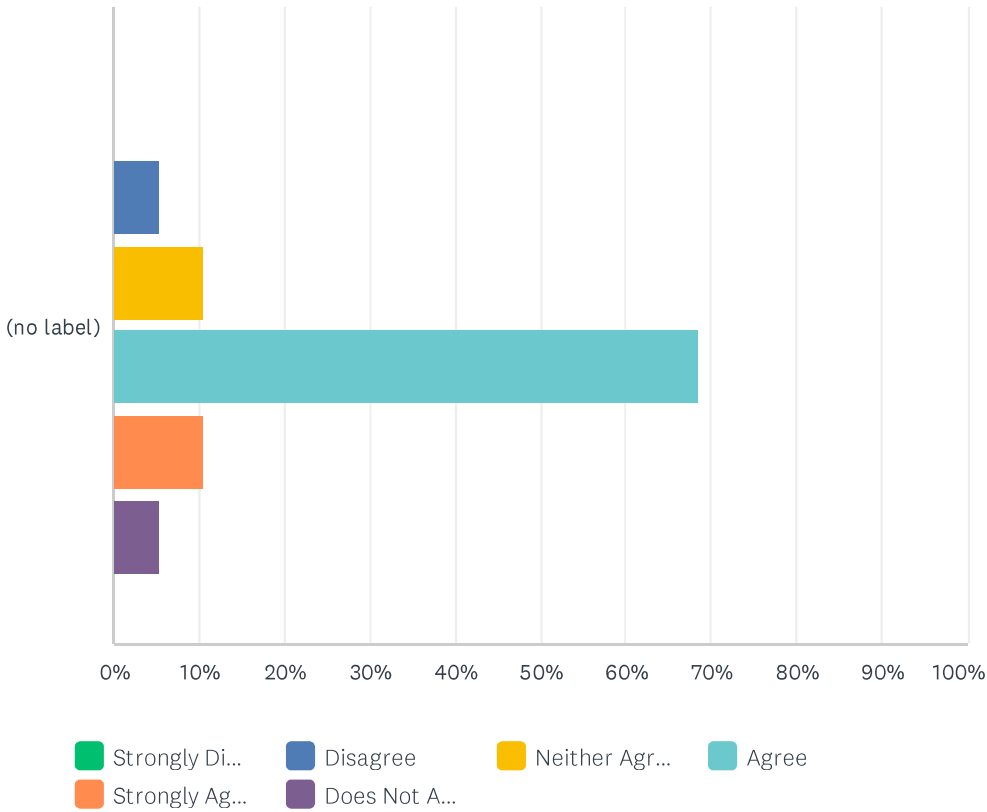
Answered: 19 Skipped: 3



	STRONGLY DISAGREE	DISAGREE	NEITHER AGREE OR DISAGREE	AGREE	STRONGLY AGREE	DOES NOT APPLY TO ME	TOTAL	WEIGHTED AVERAGE
(no label)	0.00% 0	5.26% 1	0.00% 0	68.42% 13	26.32% 5	0.00% 0	19	4.16

Q19 When I tell the staff a concern I feel they listen

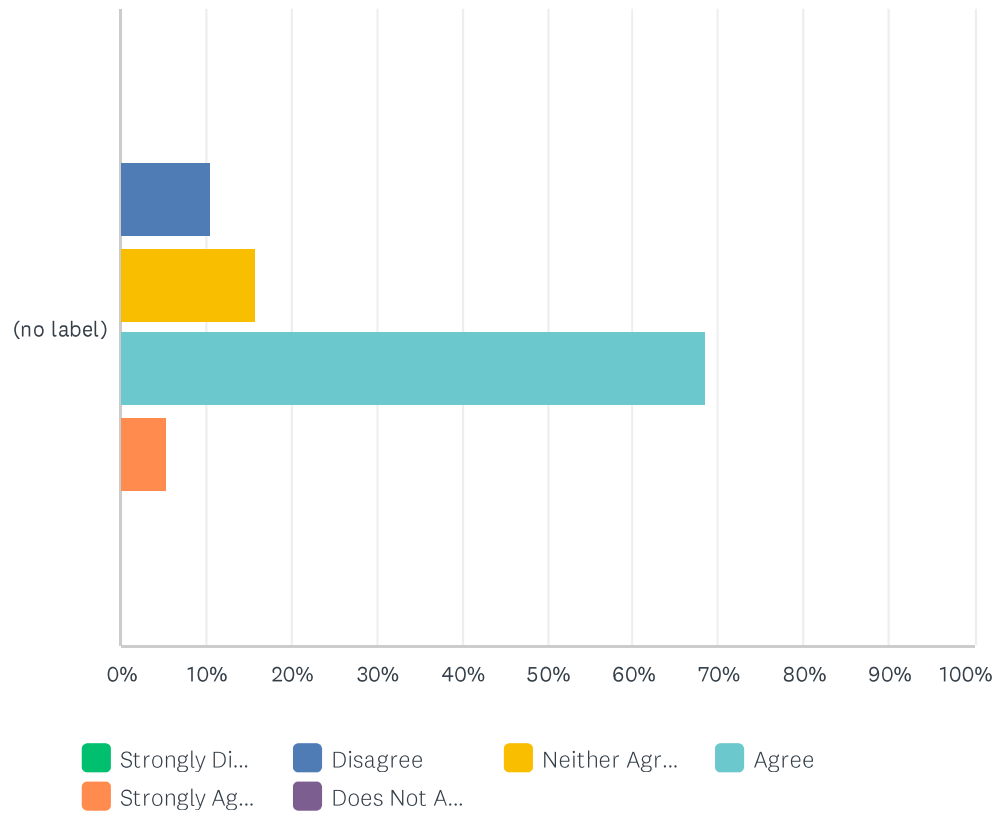
Answered: 19 Skipped: 3



	STRONGLY DISAGREE	DISAGREE	NEITHER AGREE OR DISAGREE	AGREE	STRONGLY AGREE	DOES NOT APPLY TO ME	TOTAL	WEIGHTED AVERAGE
(no label)	0.00% 0	5.26% 1	10.53% 2	68.42% 13	10.53% 2	5.26% 1	19	3.89

Q20 Do problems get resolved in a timely manner?

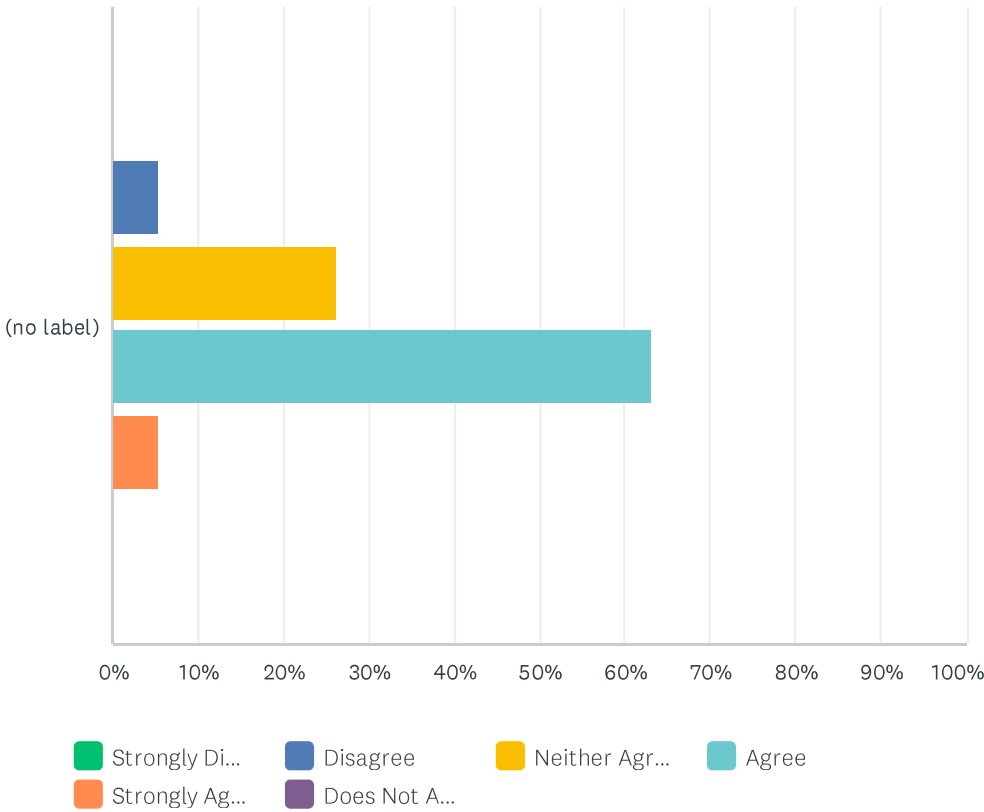
Answered: 19 Skipped: 3



	STRONGLY DISAGREE	DISAGREE	NEITHER AGREE OR DISAGREE	AGREE	STRONGLY AGREE	DOES NOT APPLY TO ME	TOTAL	WEIGHTED AVERAGE
(no label)	0.00% 0	10.53% 2	15.79% 3	68.42% 13	5.26% 1	0.00% 0	19	3.68

Q21 Are you given feedback/ answers to your questions and concerns?

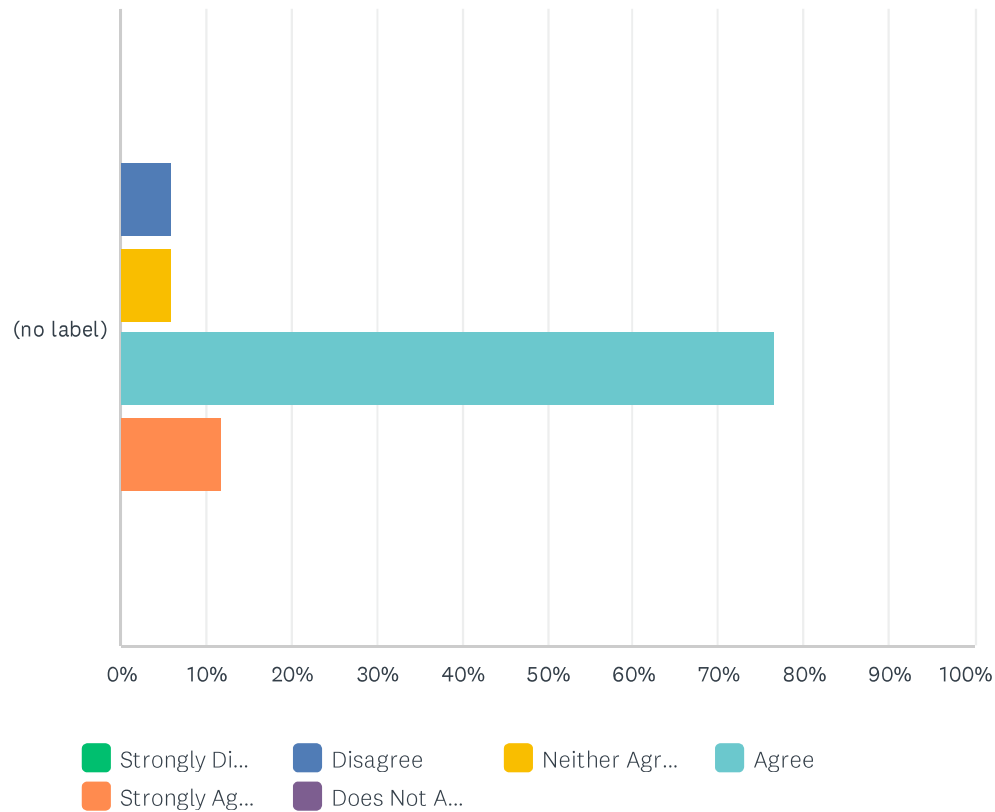
Answered: 19 Skipped: 3



	STRONGLY DISAGREE	DISAGREE	NEITHER AGREE OR DISAGREE	AGREE	STRONGLY AGREE	DOES NOT APPLY TO ME	TOTAL	WEIGHTED AVERAGE
(no label)	0.00% 0	5.26% 1	26.32% 5	63.16% 12	5.26% 1	0.00% 0	19	3.68

Q22 Overall, I'm satisfied with how problems are handled

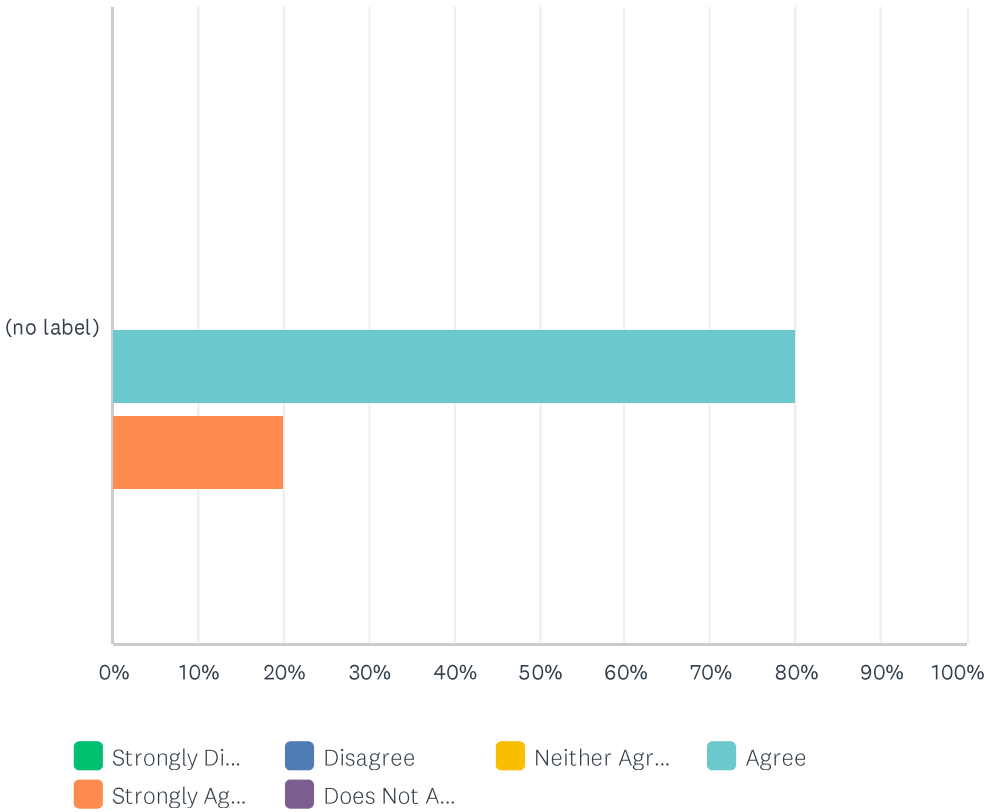
Answered: 17 Skipped: 5



	STRONGLY DISAGREE	DISAGREE	NEITHER AGREE OR DISAGREE	AGREE	STRONGLY AGREE	DOES NOT APPLY TO ME	TOTAL	WEIGHTED AVERAGE
(no label)	0.00% 0	5.88% 1	5.88% 1	76.47% 13	11.76% 2	0.00% 0	17	3.94

Q23 The home is kept clean

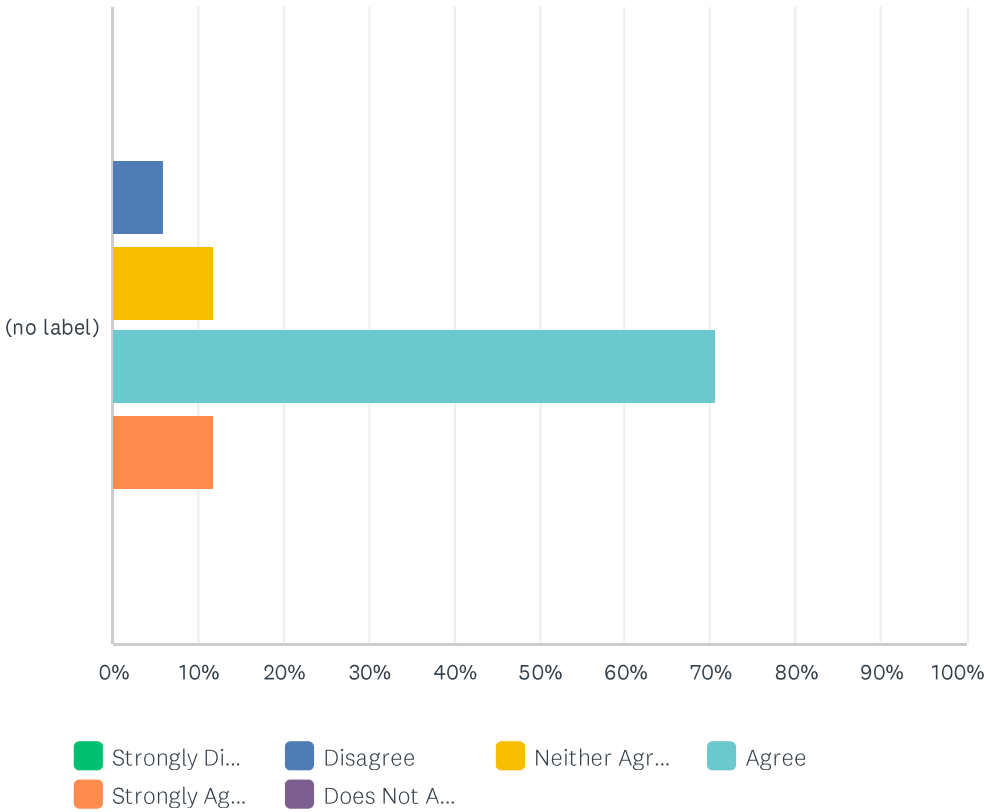
Answered: 15 Skipped: 7



	STRONGLY DISAGREE	DISAGREE	NEITHER AGREE OR DISAGREE	AGREE	STRONGLY AGREE	DOES NOT APPLY TO ME	TOTAL	WEIGHTED AVERAGE
(no label)	0.00% 0	0.00% 0	0.00% 0	80.00% 12	20.00% 3	0.00% 0	15	4.20

Q24 The home is well maintained

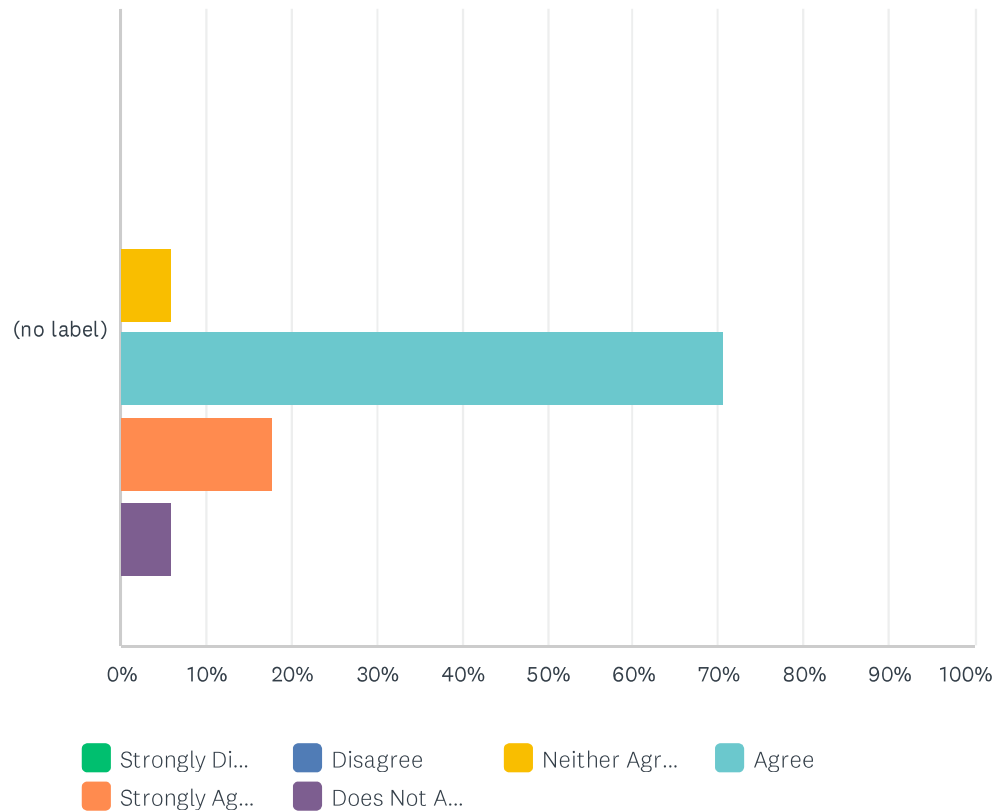
Answered: 17 Skipped: 5



	STRONGLY DISAGREE	DISAGREE	NEITHER AGREE OR DISAGREE	AGREE	STRONGLY AGREE	DOES NOT APPLY TO ME	TOTAL	WEIGHTED AVERAGE
(no label)	0.00% 0	5.88% 1	11.76% 2	70.59% 12	11.76% 2	0.00% 0	17	3.88

Q25 The gardens and grounds outside are well maintained

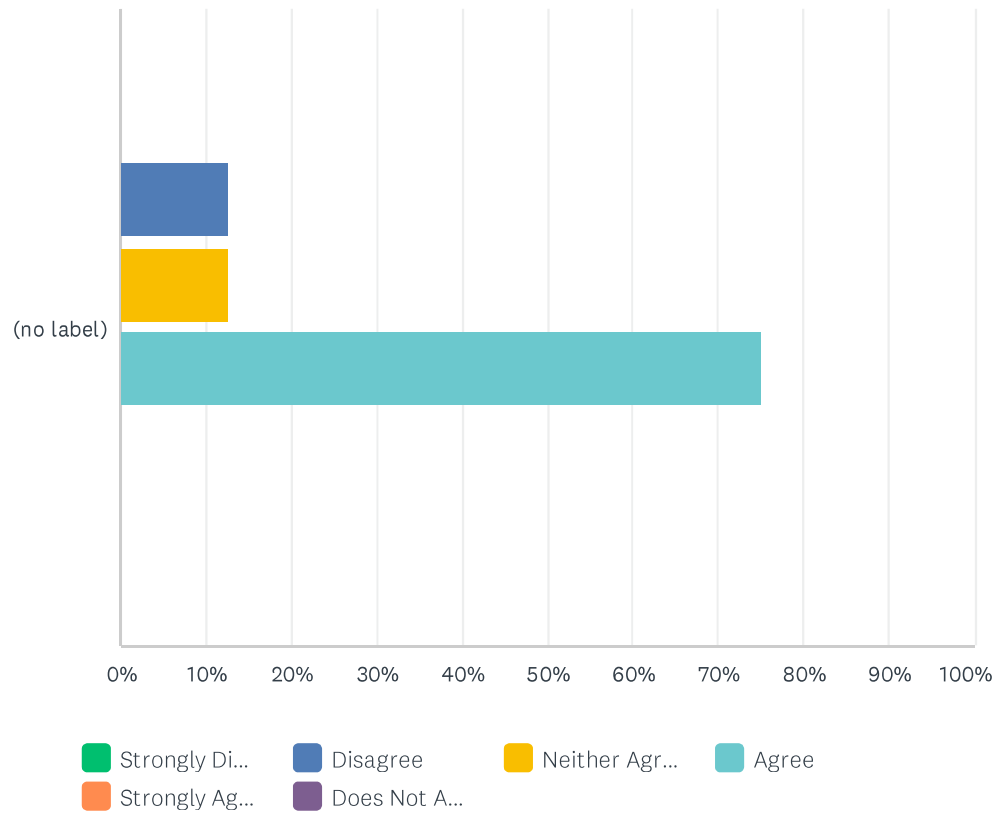
Answered: 17 Skipped: 5



	STRONGLY DISAGREE	DISAGREE	NEITHER AGREE OR DISAGREE	AGREE	STRONGLY AGREE	DOES NOT APPLY TO ME	TOTAL	WEIGHTED AVERAGE
(no label)	0.00% 0	0.00% 0	5.88% 1	70.59% 12	17.65% 3	5.88% 1	17	4.13

Q26 The décor in shared public areas is warm and inviting

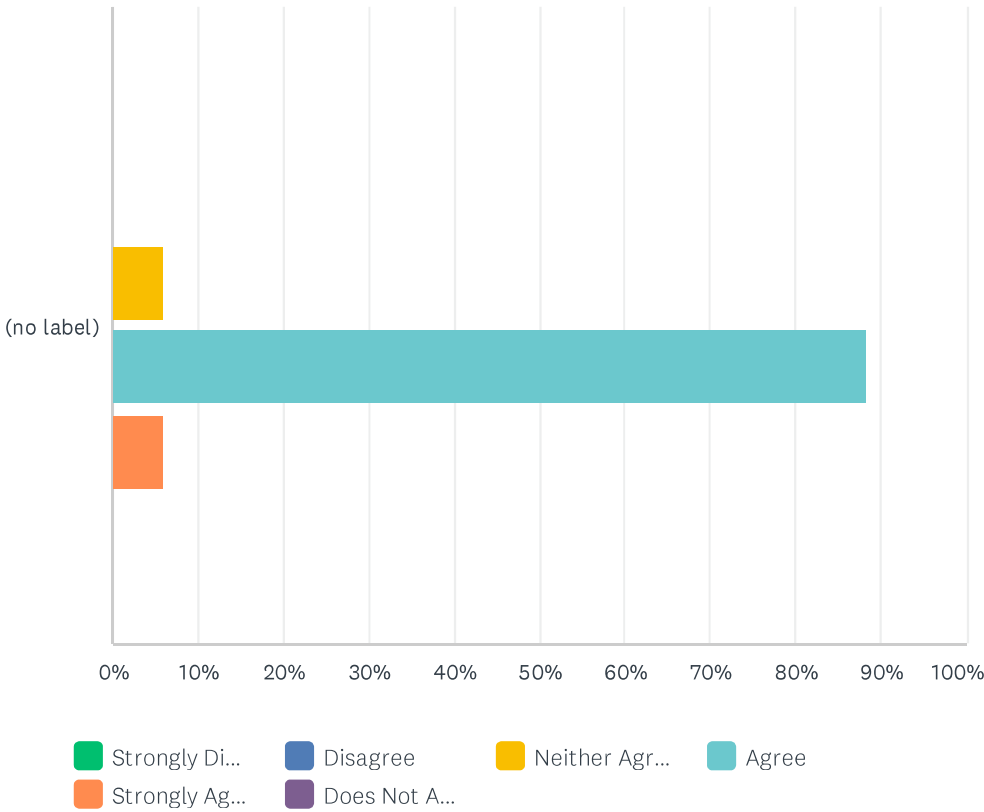
Answered: 16 Skipped: 6



	STRONGLY DISAGREE	DISAGREE	NEITHER AGREE OR DISAGREE	AGREE	STRONGLY AGREE	DOES NOT APPLY TO ME	TOTAL	WEIGHTED AVERAGE
(no label)	0.00% 0	12.50% 2	12.50% 2	75.00% 12	0.00% 0	0.00% 0	16	3.63

Q27 There is a home-like feel to our home

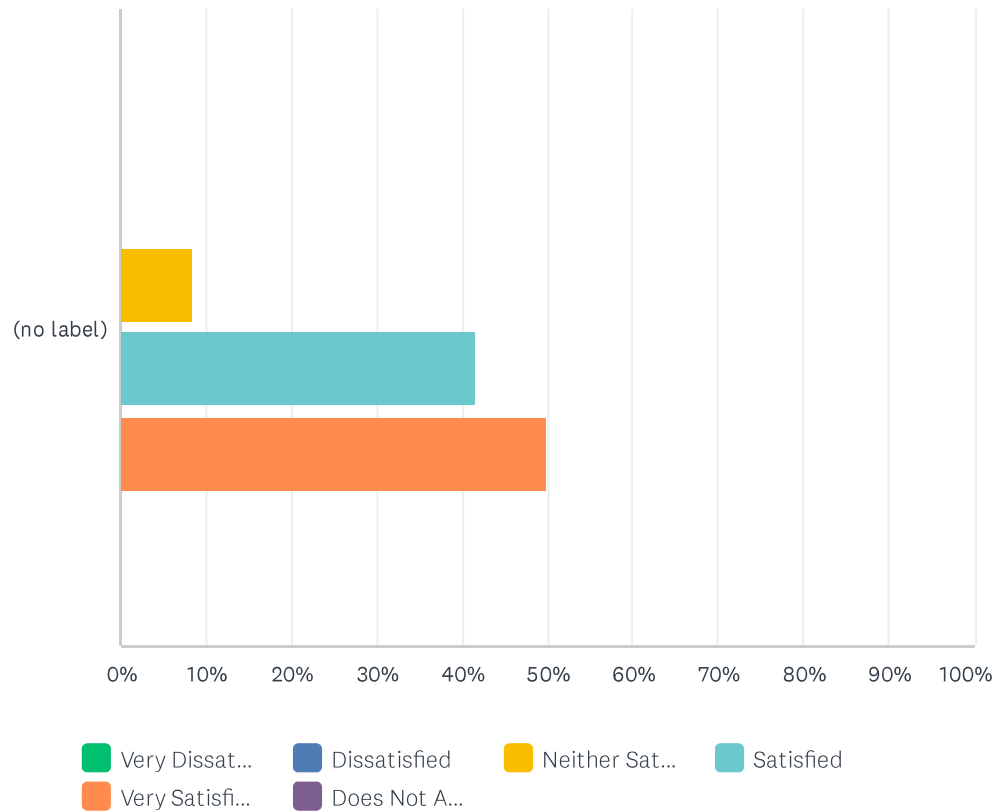
Answered: 17 Skipped: 5



	STRONGLY DISAGREE	DISAGREE	NEITHER AGREE OR DISAGREE	AGREE	STRONGLY AGREE	DOES NOT APPLY TO ME	TOTAL	WEIGHTED AVERAGE
(no label)	0.00% 0	0.00% 0	5.88% 1	88.24% 15	5.88% 1	0.00% 0	17	4.00

Q28 I enjoy the programs offered

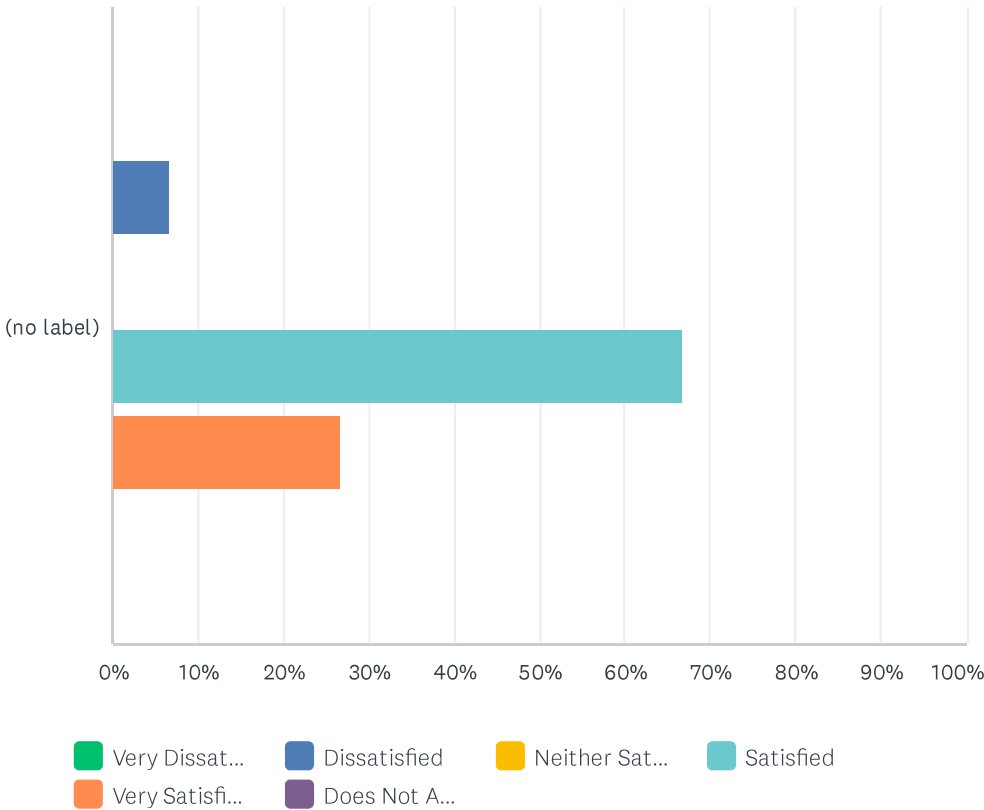
Answered: 12 Skipped: 10



	VERY DISSATISFIED	DISSATISFIED	NEITHER SATISFIED OR DISSATISFIED	SATISFIED	VERY SATISFIED	DOES NOT APPLY TO ME	TOTAL	WEIGHTED AVERAGE
(no label)	0.00% 0	0.00% 0	8.33% 1	41.67% 5	50.00% 6	0.00% 0	12	4.42

Q29 I am able to participate in programs, and be as busy as I choose

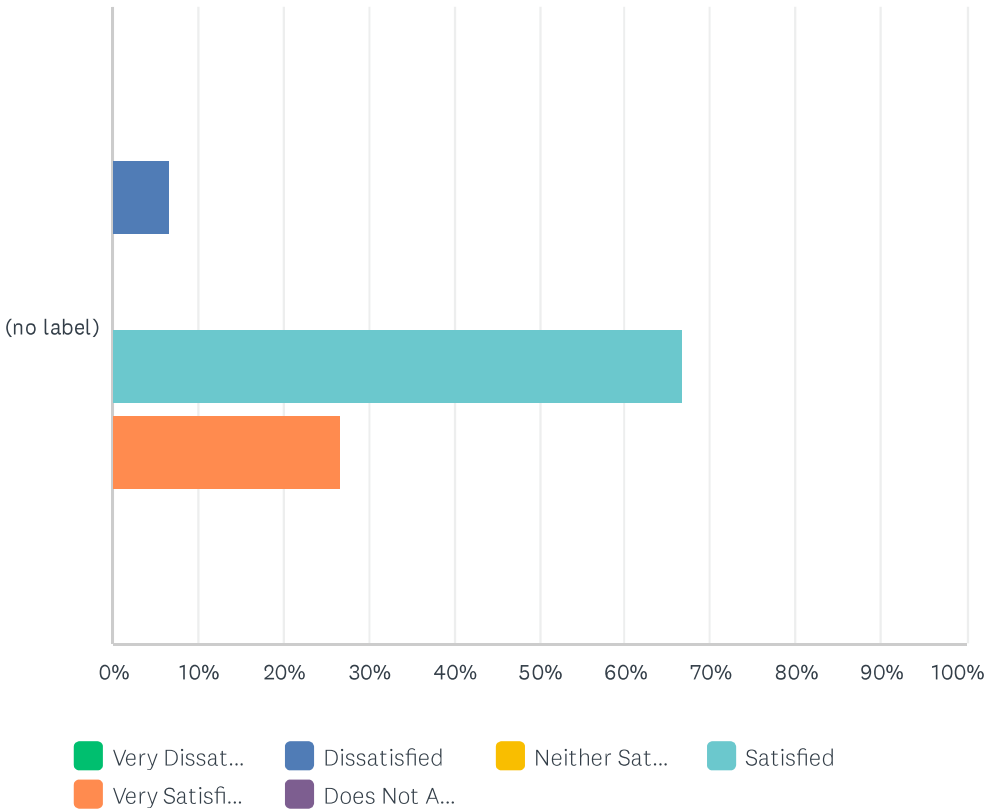
Answered: 15 Skipped: 7



	VERY DISSATISFIED	DISSATISFIED	NEITHER SATISFIED OR DISSATISFIED	SATISFIED	VERY SATISFIED	DOES NOT APPLY TO ME	TOTAL	WEIGHTED AVERAGE
(no label)	0.00% 0	6.67% 1	0.00% 0	66.67% 10	26.67% 4	0.00% 0	15	4.13

Q30 There is a good variety of programs

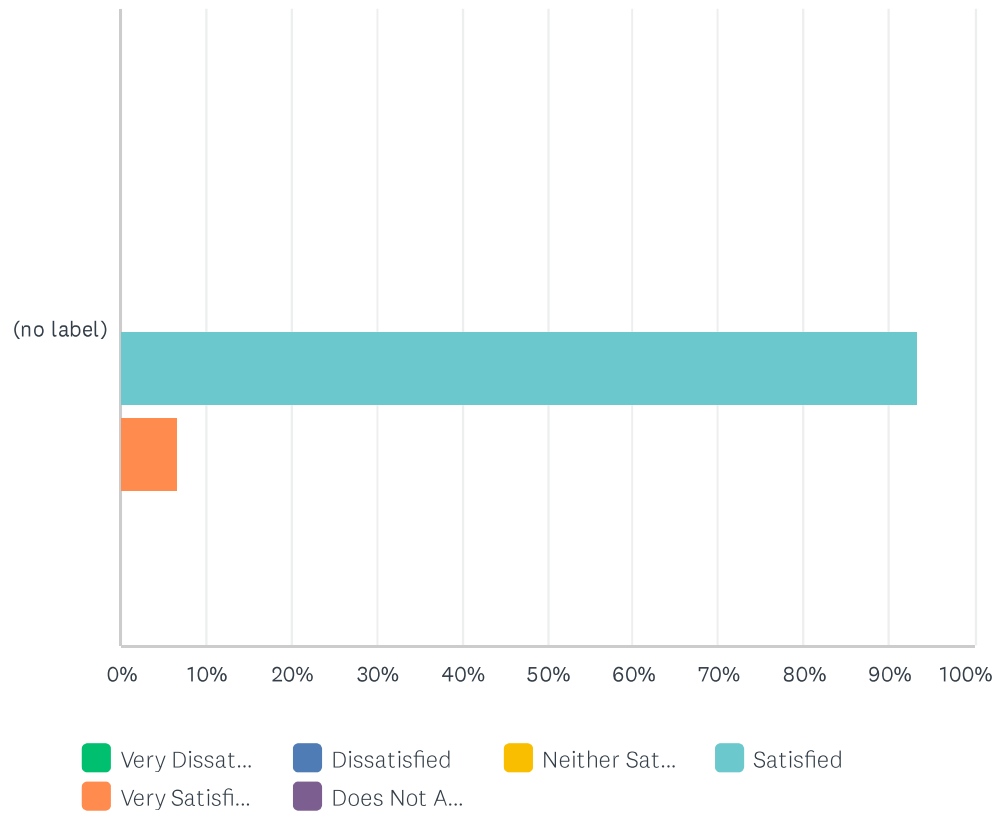
Answered: 15 Skipped: 7



	VERY DISSATISFIED	DISSATISFIED	NEITHER SATISFIED OR DISSATISFIED	SATISFIED	VERY SATISFIED	DOES NOT APPLY TO ME	TOTAL	WEIGHTED AVERAGE
(no label)	0.00% 0	6.67% 1	0.00% 0	66.67% 10	26.67% 4	0.00% 0	15	4.13

Q31 Are there enough programs on the weekends?

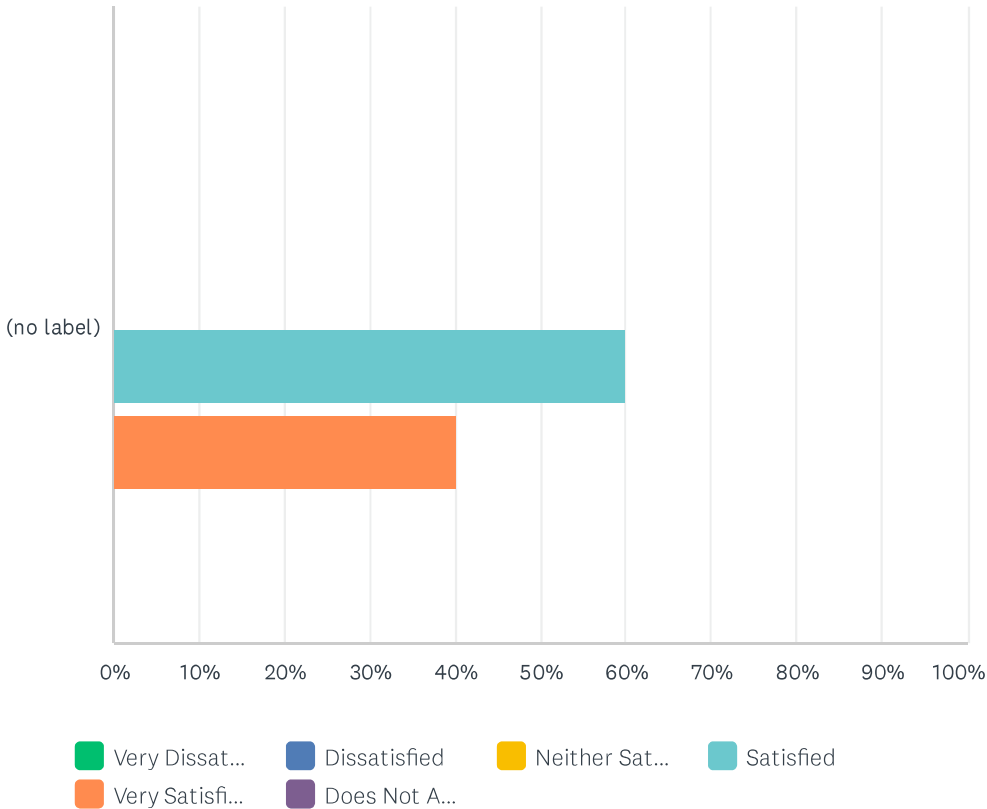
Answered: 15 Skipped: 7



	VERY DISSATISFIED	DISSATISFIED	NEITHER SATISFIED OR DISSATISFIED	SATISFIED	VERY SATISFIED	DOES NOT APPLY TO ME	TOTAL	WEIGHTED AVERAGE
(no label)	0.00% 0	0.00% 0	0.00% 0	93.33% 14	6.67% 1	0.00% 0	15	4.07

Q32 Do you receive enough attention from the staff in the programs department?

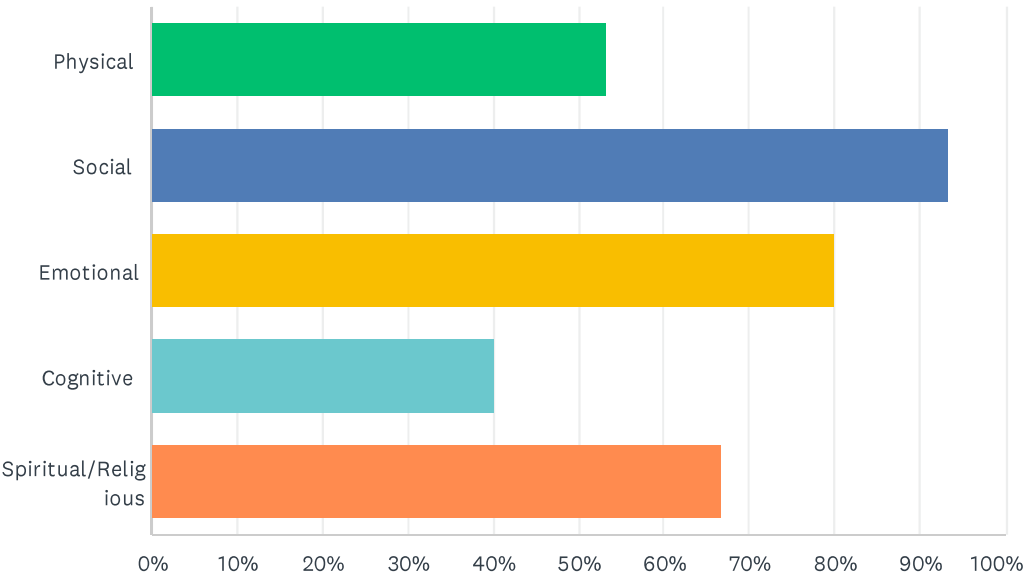
Answered: 15 Skipped: 7



	VERY DISSATISFIED	DISSATISFIED	NEITHER SATISFIED OR DISSATISFIED	SATISFIED	VERY SATISFIED	DOES NOT APPLY TO ME	TOTAL	WEIGHTED AVERAGE
(no label)	0.00% 0	0.00% 0	0.00% 0	60.00% 9	40.00% 6	0.00% 0	15	4.40

Q33 I feel that the programs and opportunities offered to me satisfy my _____ needs and interests (check all that apply).

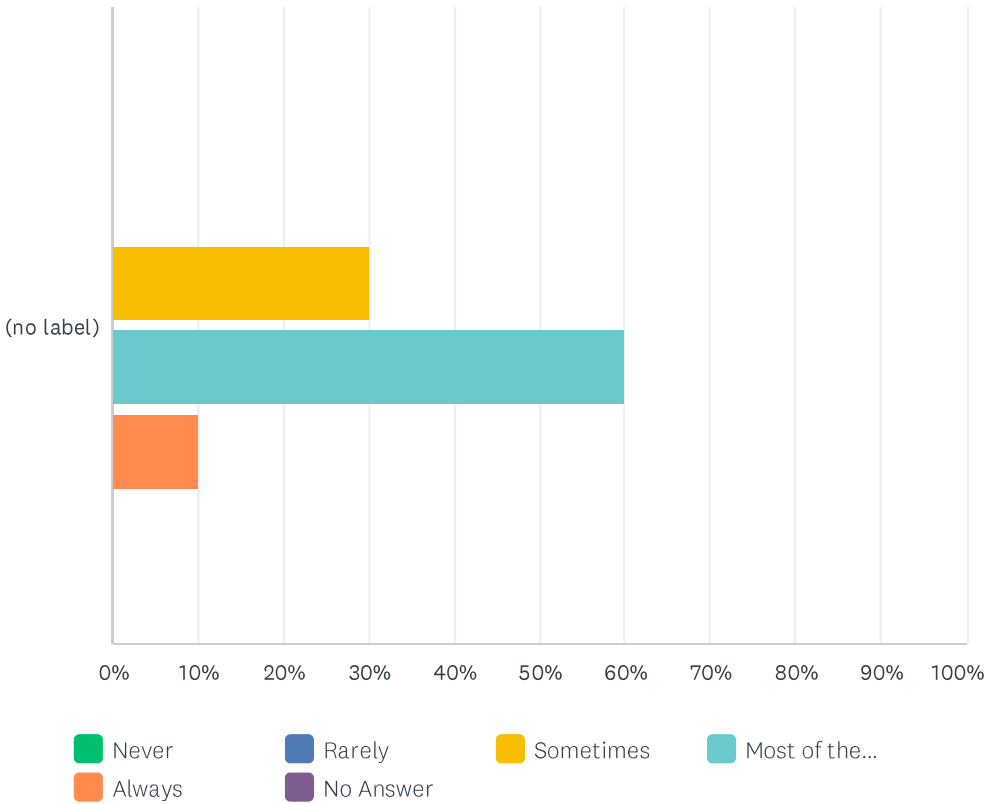
Answered: 15 Skipped: 7



ANSWER CHOICES	RESPONSES	
Physical	53.33%	8
Social	93.33%	14
Emotional	80.00%	12
Cognitive	40.00%	6
Spiritual/Religious	66.67%	10
Total Respondents: 15		

Q34 I am happy with the food choices

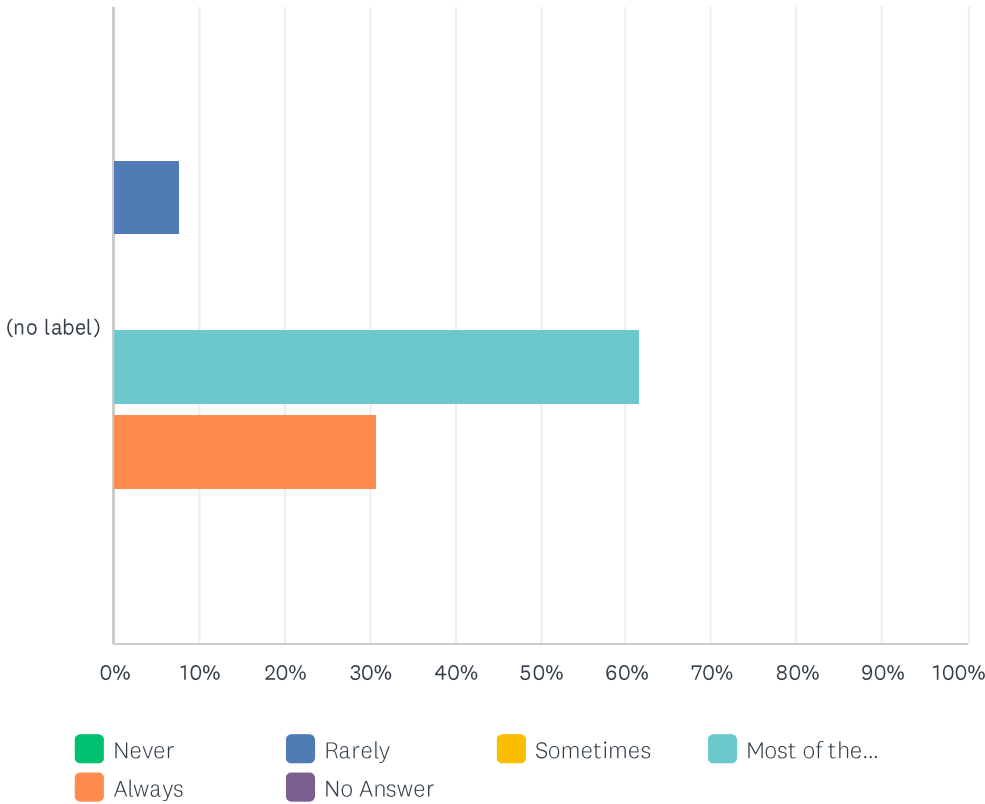
Answered: 10 Skipped: 12



	NEVER	RARELY	SOMETIMES	MOST OF THE TIME	ALWAYS	NO ANSWER	TOTAL	WEIGHTED AVERAGE
(no label)	0.00% 0	0.00% 0	30.00% 3	60.00% 6	10.00% 1	0.00% 0	10	3.80

Q35 Mealtime is an enjoyable time

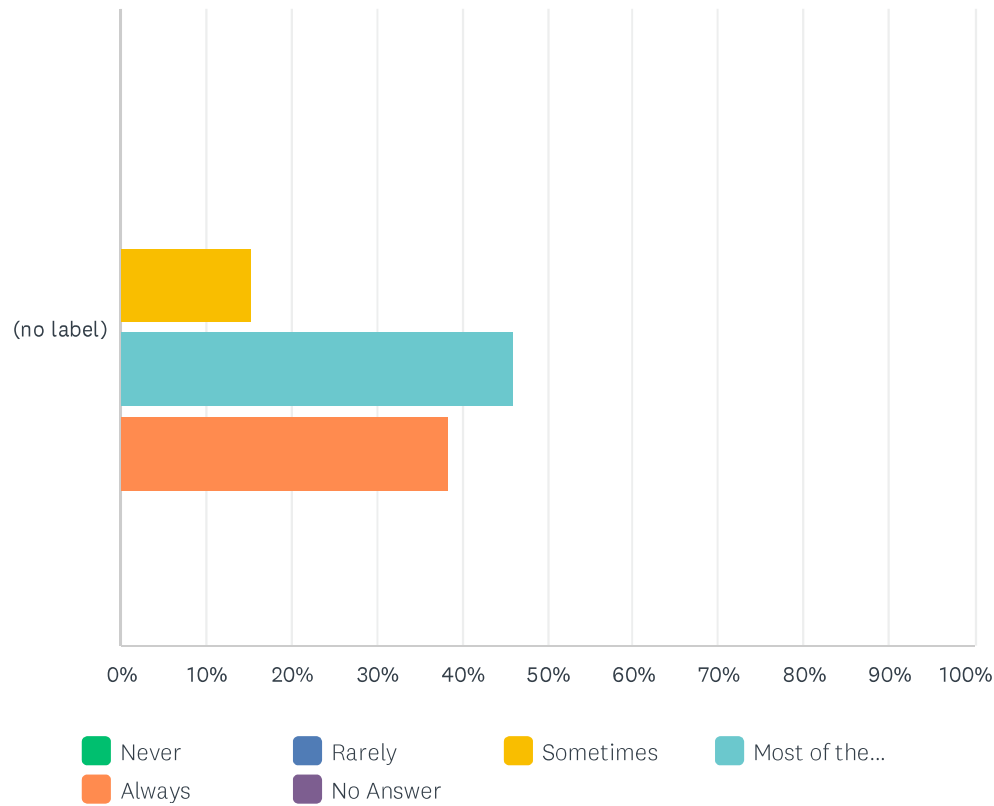
Answered: 13 Skipped: 9



	NEVER	RARELY	SOMETIMES	MOST OF THE TIME	ALWAYS	NO ANSWER	TOTAL	WEIGHTED AVERAGE
(no label)	0.00% 0	7.69% 1	0.00% 0	61.54% 8	30.77% 4	0.00% 0	13	4.15

Q36 I am able to get my meal choice

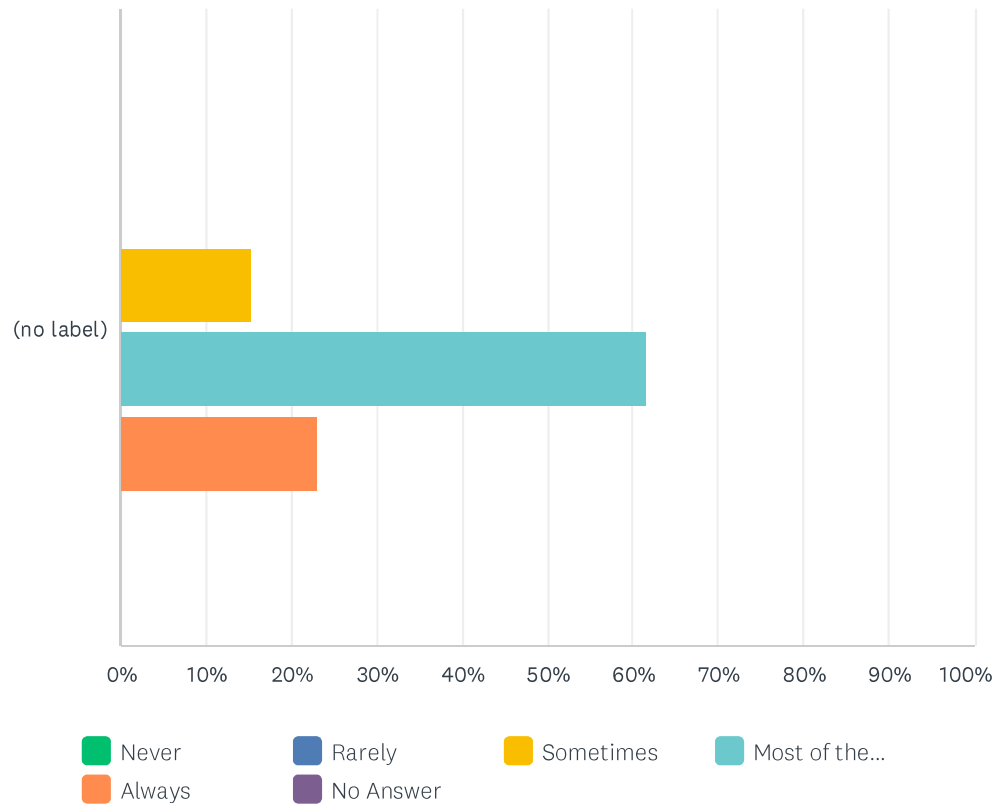
Answered: 13 Skipped: 9



	NEVER	RARELY	SOMETIMES	MOST OF THE TIME	ALWAYS	NO ANSWER	TOTAL	WEIGHTED AVERAGE
(no label)	0.00% 0	0.00% 0	15.38% 2	46.15% 6	38.46% 5	0.00% 0	13	4.23

Q37 I am satisfied with the quantity of food at meals

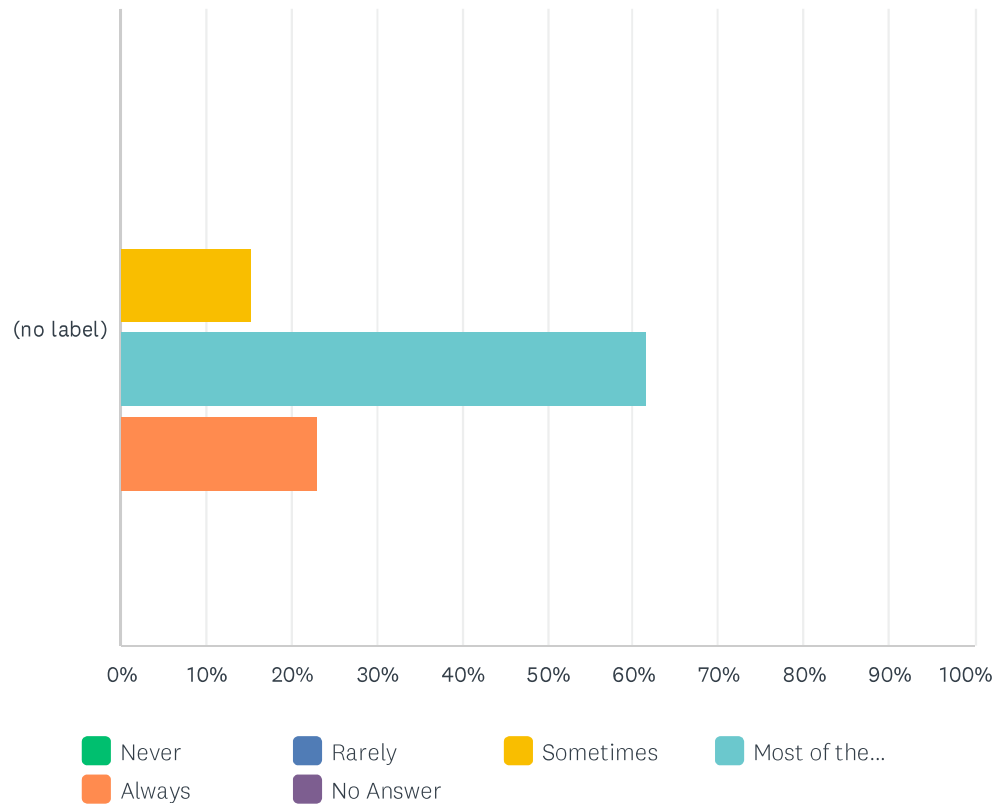
Answered: 13 Skipped: 9



	NEVER	RARELY	SOMETIMES	MOST OF THE TIME	ALWAYS	NO ANSWER	TOTAL	WEIGHTED AVERAGE
(no label)	0.00% 0	0.00% 0	15.38% 2	61.54% 8	23.08% 3	0.00% 0	13	4.08

Q38 There is a good variety of food

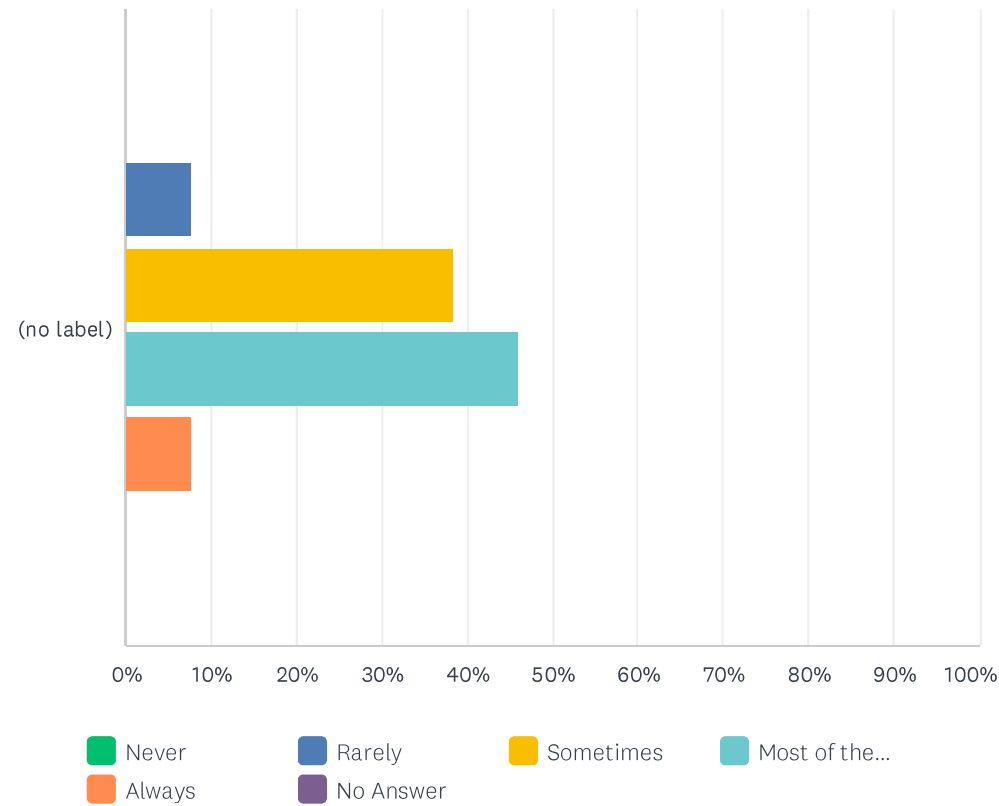
Answered: 13 Skipped: 9



	NEVER	RARELY	SOMETIMES	MOST OF THE TIME	ALWAYS	NO ANSWER	TOTAL	WEIGHTED AVERAGE
(no label)	0.00% 0	0.00% 0	15.38% 2	61.54% 8	23.08% 3	0.00% 0	13	4.08

Q39 There is a variety of food on the snack cart

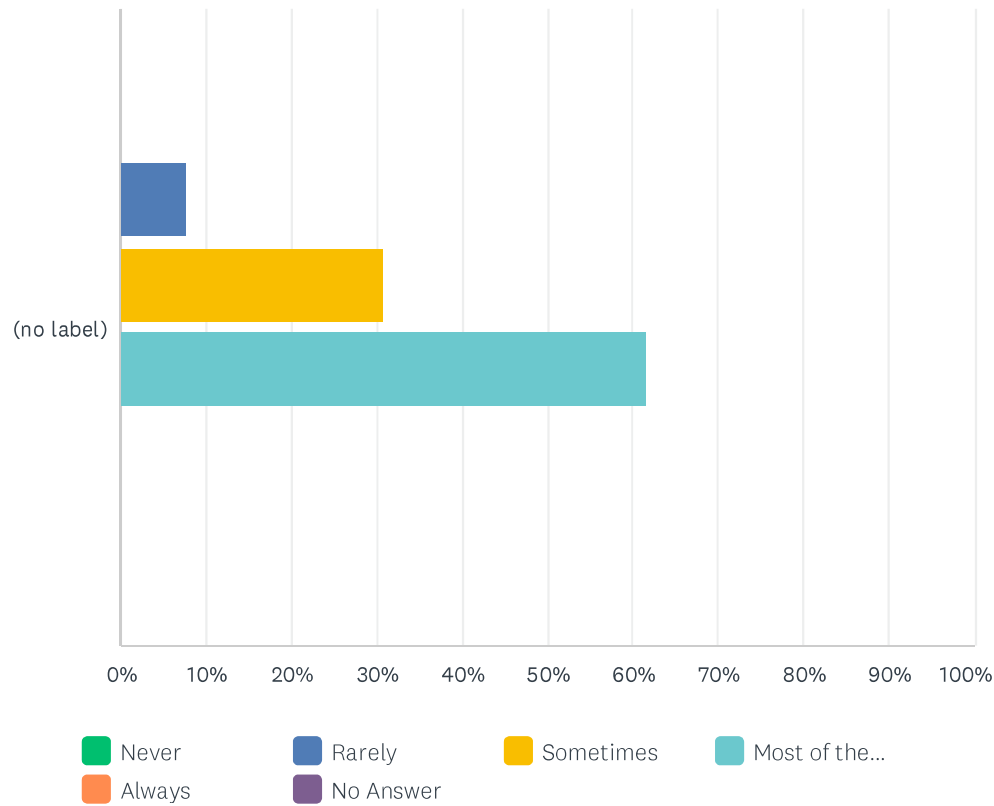
Answered: 13 Skipped: 9



	NEVER	RARELY	SOMETIMES	MOST OF THE TIME	ALWAYS	NO ANSWER	TOTAL	WEIGHTED AVERAGE
(no label)	0.00% 0	7.69% 1	38.46% 5	46.15% 6	7.69% 1	0.00% 0	13	3.54

Q40 The food is tasty and at a good temperature

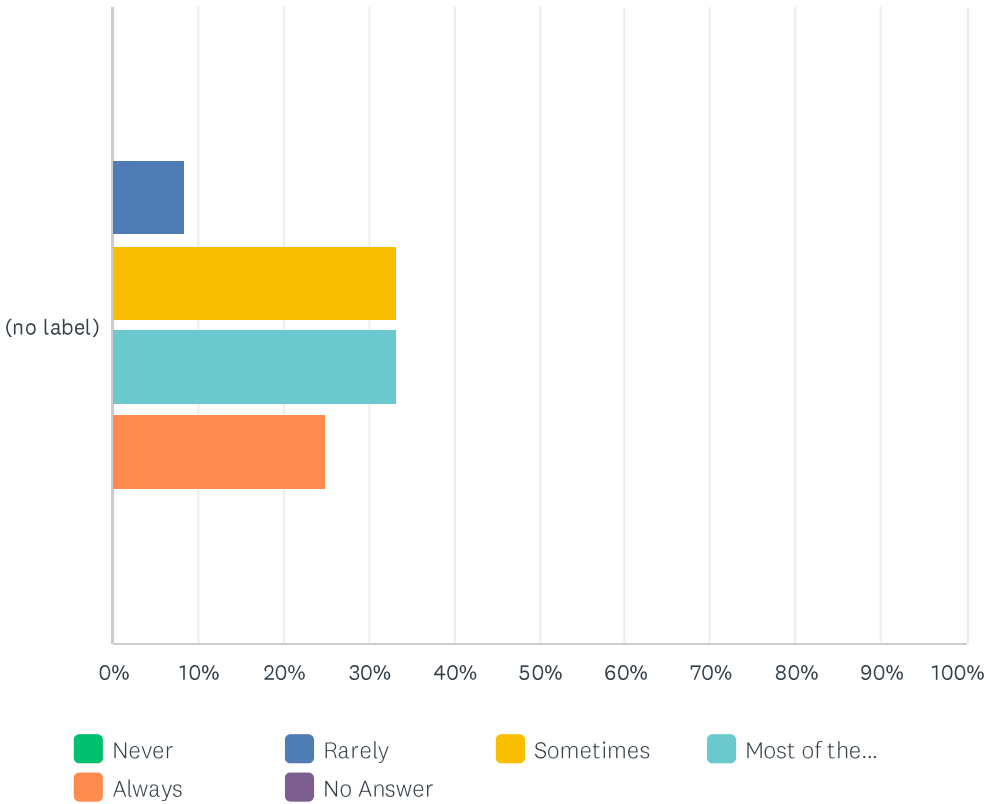
Answered: 13 Skipped: 9



	NEVER	RARELY	SOMETIMES	MOST OF THE TIME	ALWAYS	NO ANSWER	TOTAL	WEIGHTED AVERAGE
(no label)	0.00% 0	7.69% 1	30.77% 4	61.54% 8	0.00% 0	0.00% 0	13	3.54

Q41 I am pleased with the dining experience

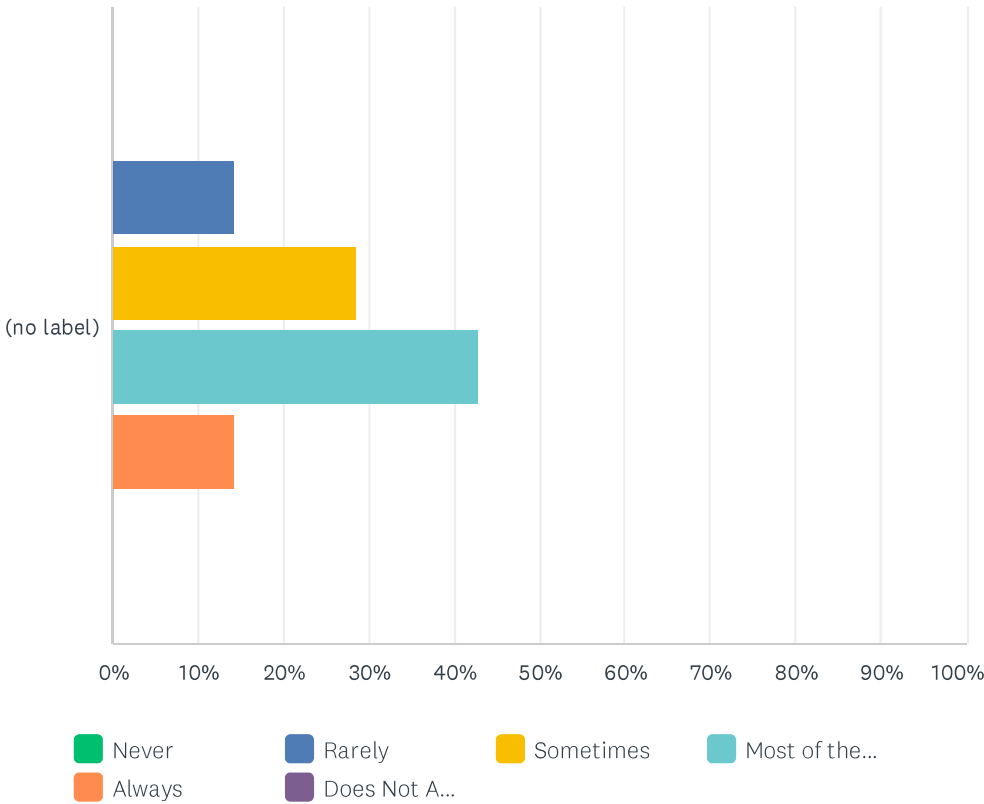
Answered: 12 Skipped: 10



	NEVER	RARELY	SOMETIMES	MOST OF THE TIME	ALWAYS	NO ANSWER	TOTAL	WEIGHTED AVERAGE
(no label)	0.00% 0	8.33% 1	33.33% 4	33.33% 4	25.00% 3	0.00% 0	12	3.75

Q42 How well do the staff listen to you

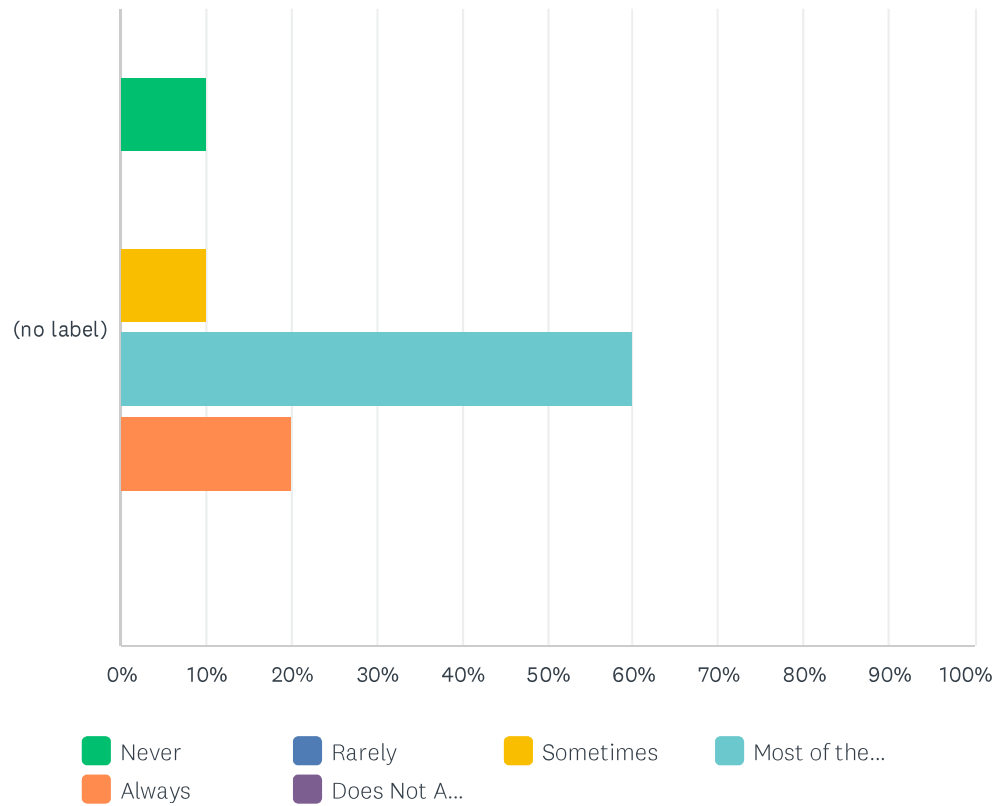
Answered: 7 Skipped: 15



	NEVER	RARELY	SOMETIMES	MOST OF THE TIME	ALWAYS	DOES NOT APPLY TO ME	TOTAL	WEIGHTED AVERAGE
(no label)	0.00% 0	14.29% 1	28.57% 2	42.86% 3	14.29% 1	0.00% 0	7	3.57

Q43 Would you recommend this nursing home to others?

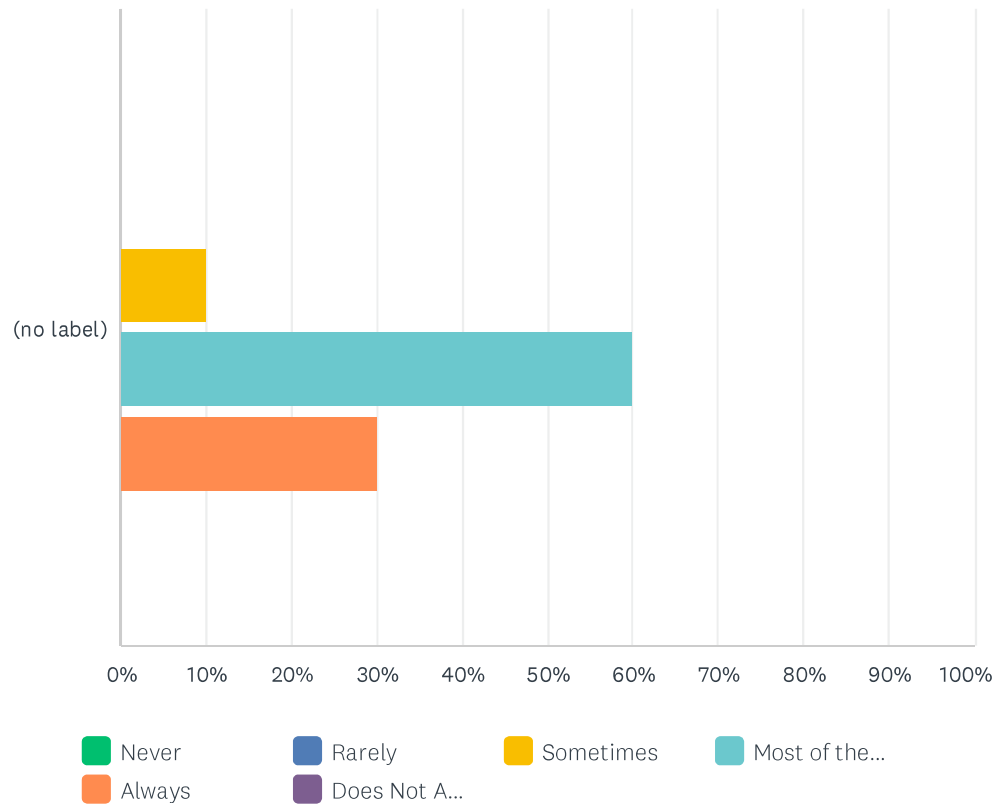
Answered: 10 Skipped: 12



	NEVER	RARELY	SOMETIMES	MOST OF THE TIME	ALWAYS	DOES NOT APPLY TO ME	TOTAL	WEIGHTED AVERAGE
(no label)	10.00% 1	0.00% 0	10.00% 1	60.00% 6	20.00% 2	0.00% 0	10	3.80

Q44 Do you feel safety is important to this home?

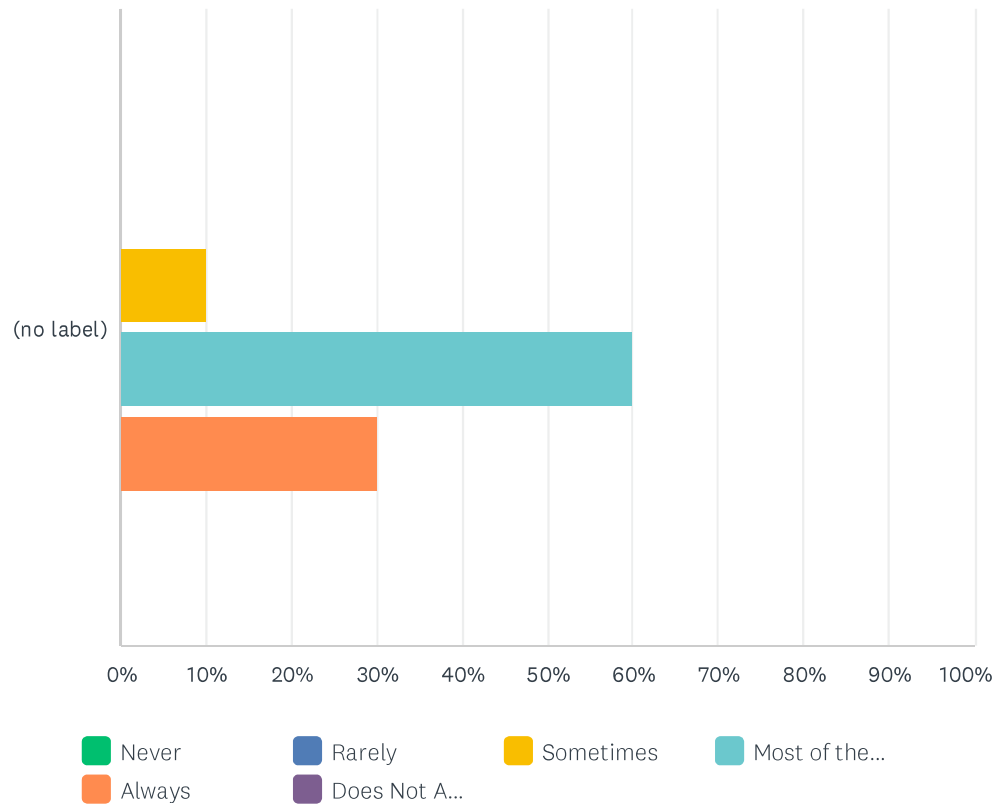
Answered: 10 Skipped: 12



	NEVER	RARELY	SOMETIMES	MOST OF THE TIME	ALWAYS	DOES NOT APPLY TO ME	TOTAL	WEIGHTED AVERAGE
(no label)	0.00% 0	0.00% 0	10.00% 1	60.00% 6	30.00% 3	0.00% 0	10	4.20

Q45 Do you feel safe in this home?

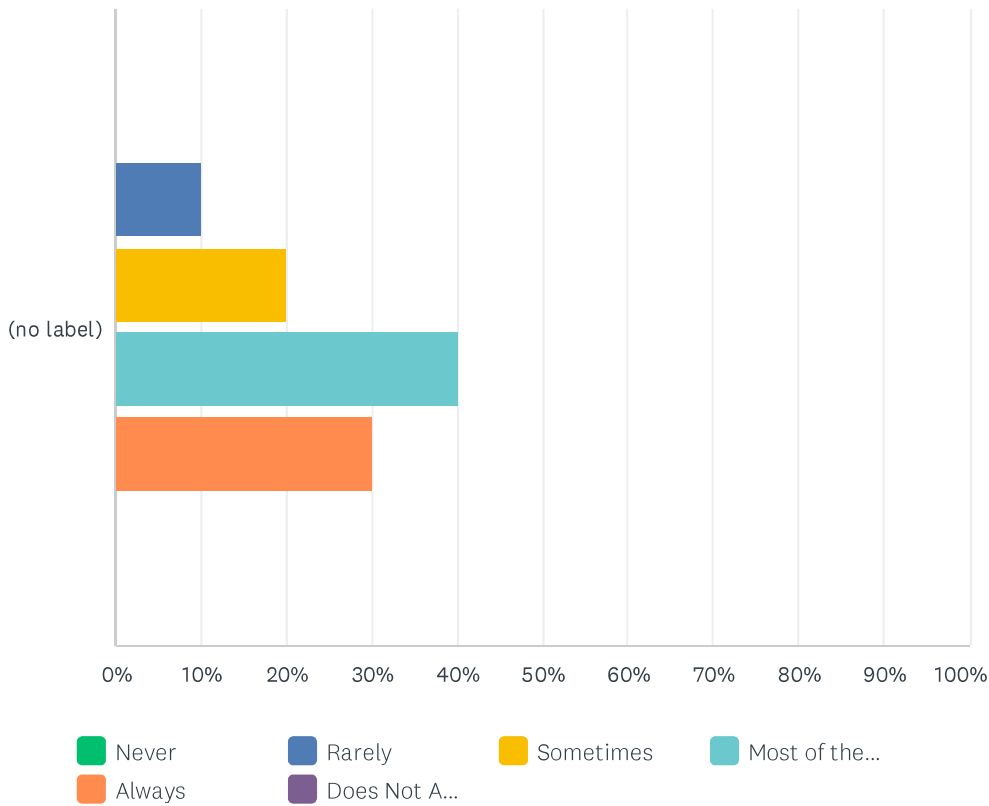
Answered: 10 Skipped: 12



	NEVER	RARELY	SOMETIMES	MOST OF THE TIME	ALWAYS	DOES NOT APPLY TO ME	TOTAL	WEIGHTED AVERAGE
(no label)	0.00% 0	0.00% 0	10.00% 1	60.00% 6	30.00% 3	0.00% 0	10	4.20

Q46 Do you feel calm and happy in this home?

Answered: 10 Skipped: 12



	NEVER	RARELY	SOMETIMES	MOST OF THE TIME	ALWAYS	DOES NOT APPLY TO ME	TOTAL	WEIGHTED AVERAGE
(no label)	0.00% 0	10.00% 1	20.00% 2	40.00% 4	30.00% 3	0.00% 0	10	3.90

Q47 Is there an area we could improve on?

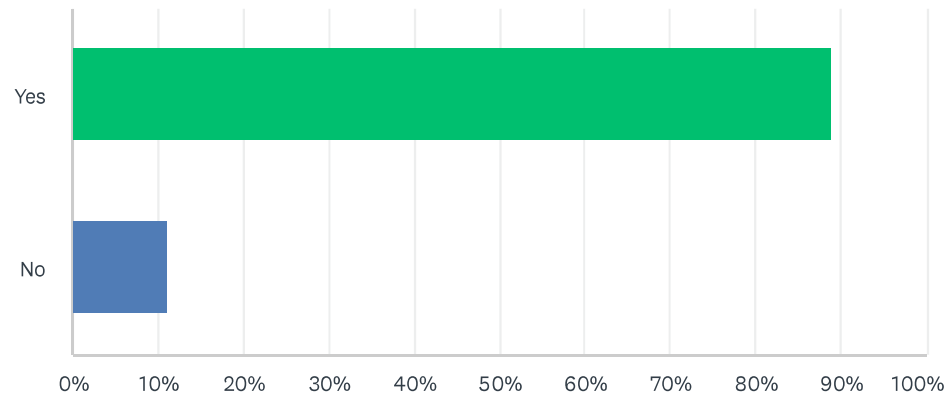
Answered: 5 Skipped: 17

Q48 Please let us know if there are any areas that you feel should be included in this survey

Answered: 1 Skipped: 21

Q49 Does the Product used fit properly, is it comfortable and easy to use?

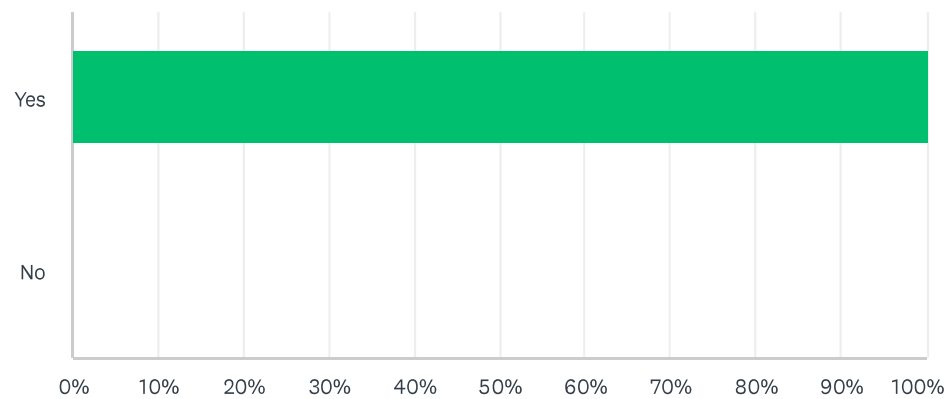
Answered: 9 Skipped: 13



ANSWER CHOICES	RESPONSES	
Yes	88.89%	8
No	11.11%	1
TOTAL		9

Q50 Product is readily available for use?

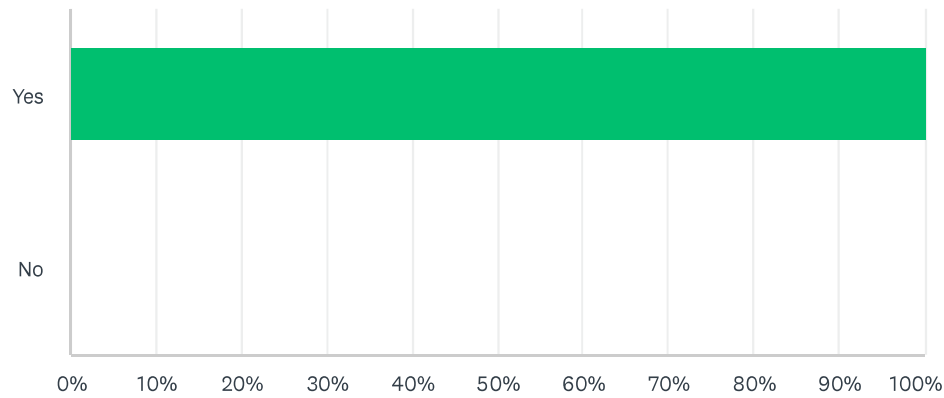
Answered: 9 Skipped: 13



ANSWER CHOICES	RESPONSES	
Yes	100.00%	9
No	0.00%	0
TOTAL		9

Q51 Product is satisfactory for your needs

Answered: 9 Skipped: 13



ANSWER CHOICES	RESPONSES	
Yes	100.00%	9
No	0.00%	0
TOTAL		9