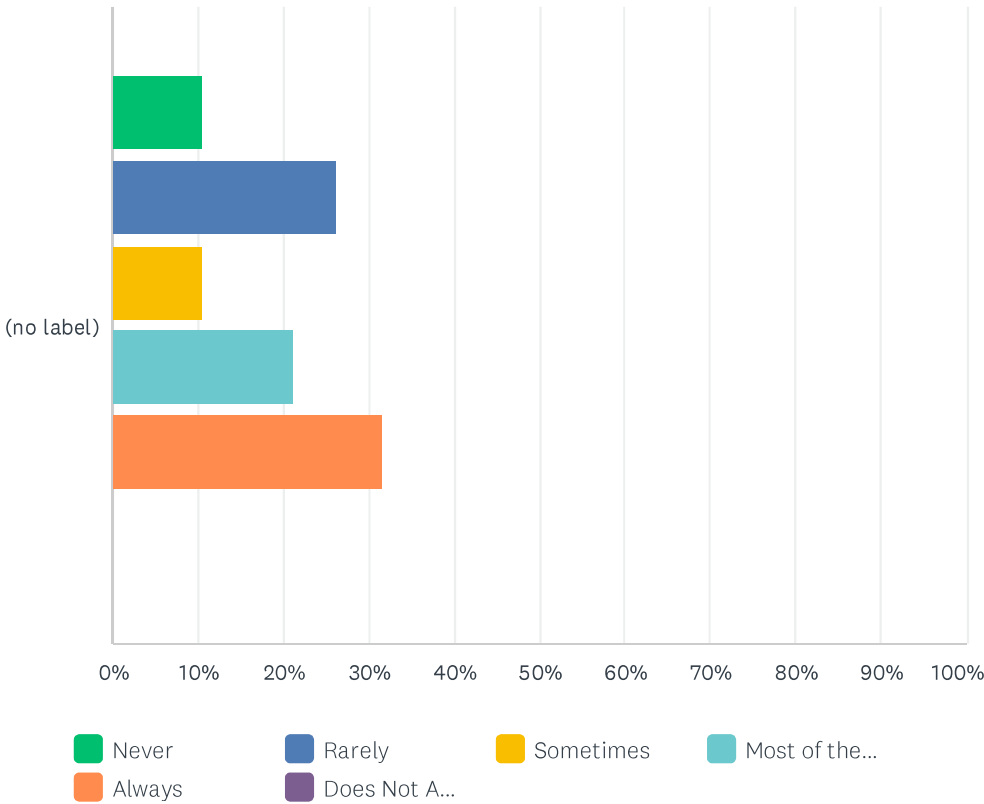


Q1 The staff involve me in decisions about my care

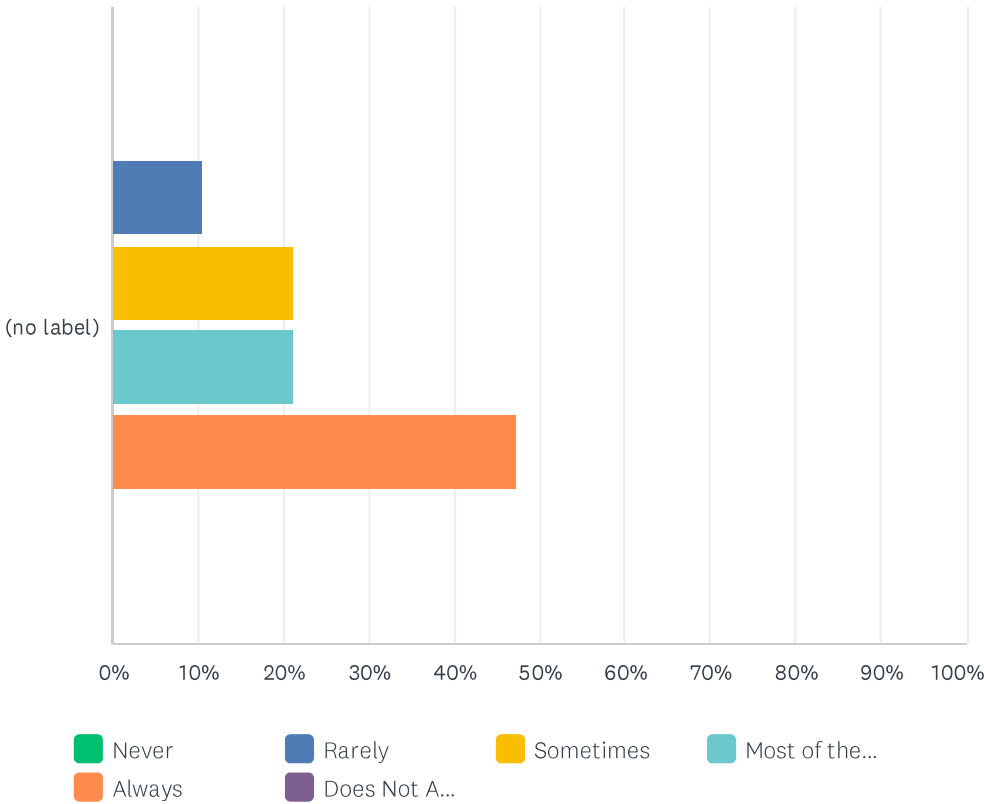
Answered: 19 Skipped: 0



	NEVER	RARELY	SOMETIMES	MOST OF THE TIME	ALWAYS	DOES NOT APPLY TO ME	TOTAL	WEIGHTED AVERAGE
(no label)	10.53% 2	26.32% 5	10.53% 2	21.05% 4	31.58% 6	0.00% 0	19	3.37

Q2 Staff respect my likes/dislikes

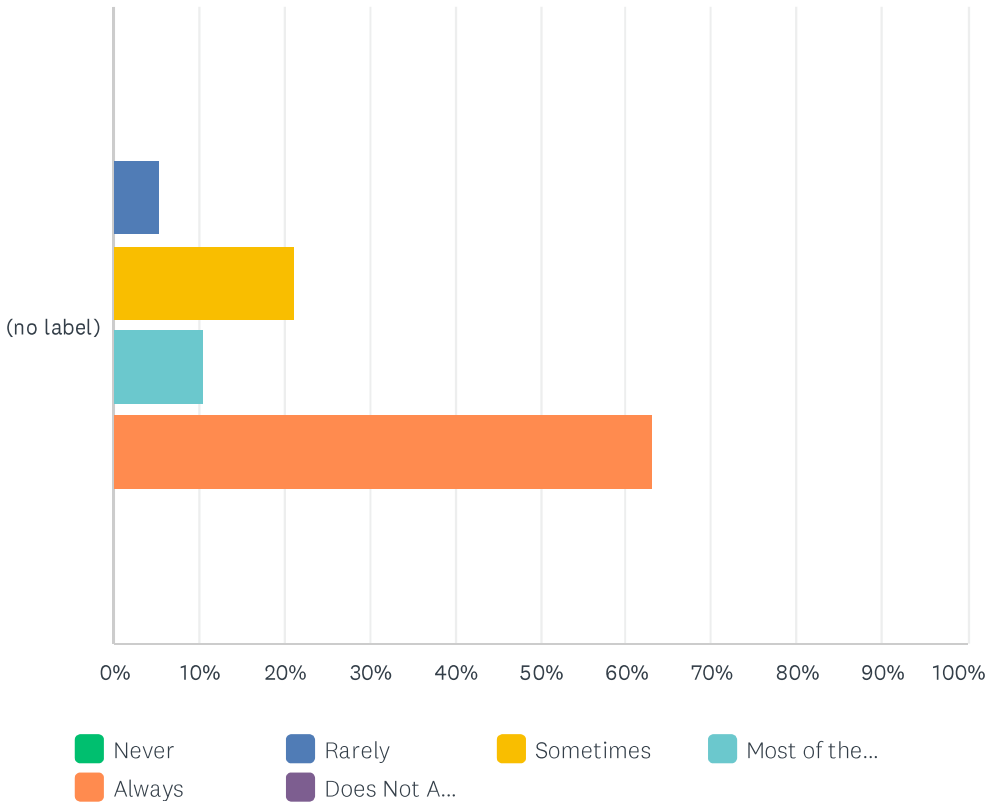
Answered: 19 Skipped: 0



	NEVER	RARELY	SOMETIMES	MOST OF THE TIME	ALWAYS	DOES NOT APPLY TO ME	TOTAL	WEIGHTED AVERAGE
(no label)	0.00% 0	10.53% 2	21.05% 4	21.05% 4	47.37% 9	0.00% 0	19	4.05

Q3 Staff treat me with respect

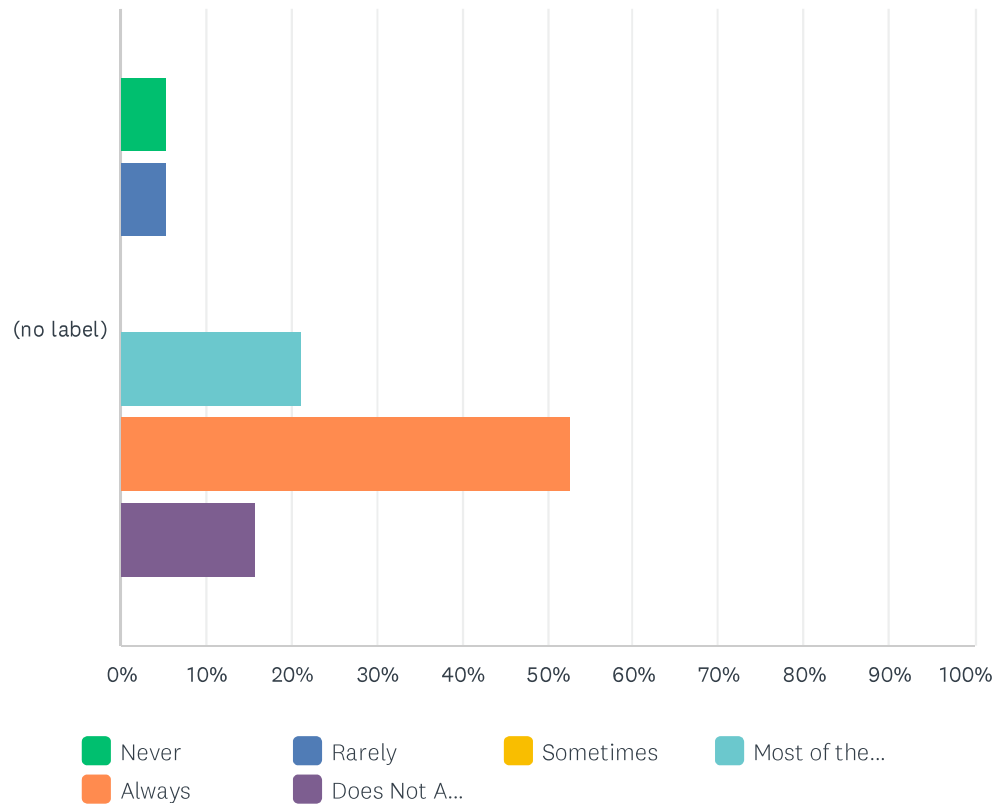
Answered: 19 Skipped: 0



	NEVER	RARELY	SOMETIMES	MOST OF THE TIME	ALWAYS	DOES NOT APPLY TO ME	TOTAL	WEIGHTED AVERAGE
(no label)	0.00% 0	5.26% 1	21.05% 4	10.53% 2	63.16% 12	0.00% 0	19	4.32

Q4 I get my personal care needs met (bathing, grooming, dressing)

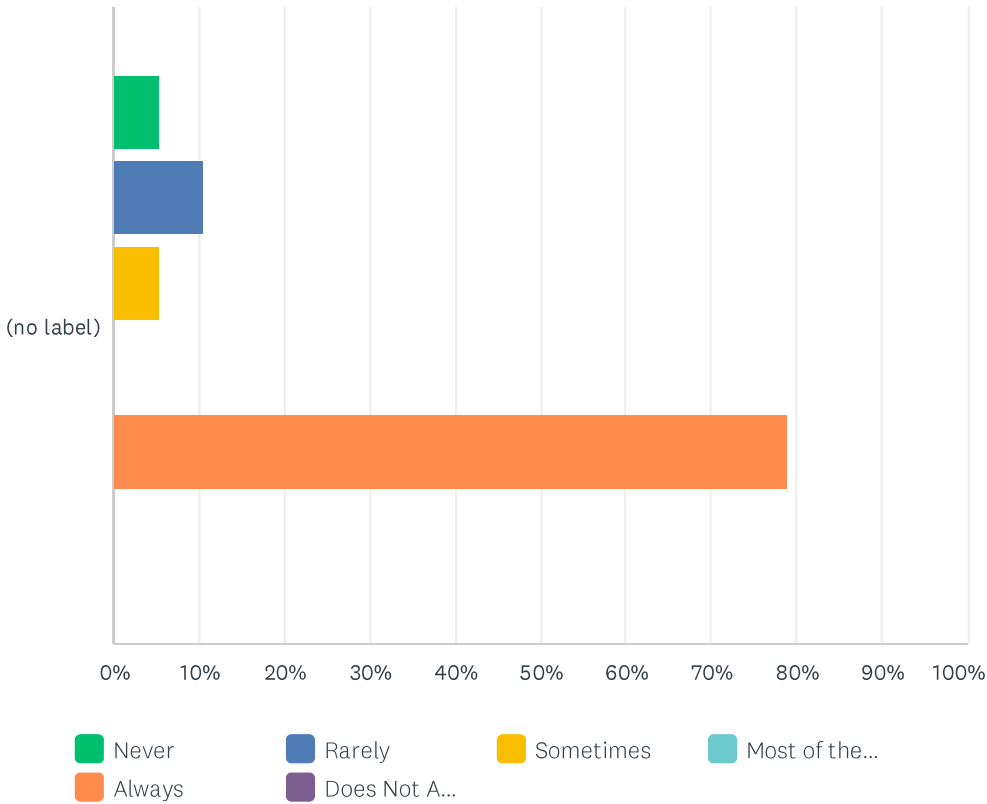
Answered: 19 Skipped: 0



	NEVER	RARELY	SOMETIMES	MOST OF THE TIME	ALWAYS	DOES NOT APPLY TO ME	TOTAL	WEIGHTED AVERAGE
(no label)	5.26% 1	5.26% 1	0.00% 0	21.05% 4	52.63% 10	15.79% 3	19	4.31

Q5 My privacy is respected

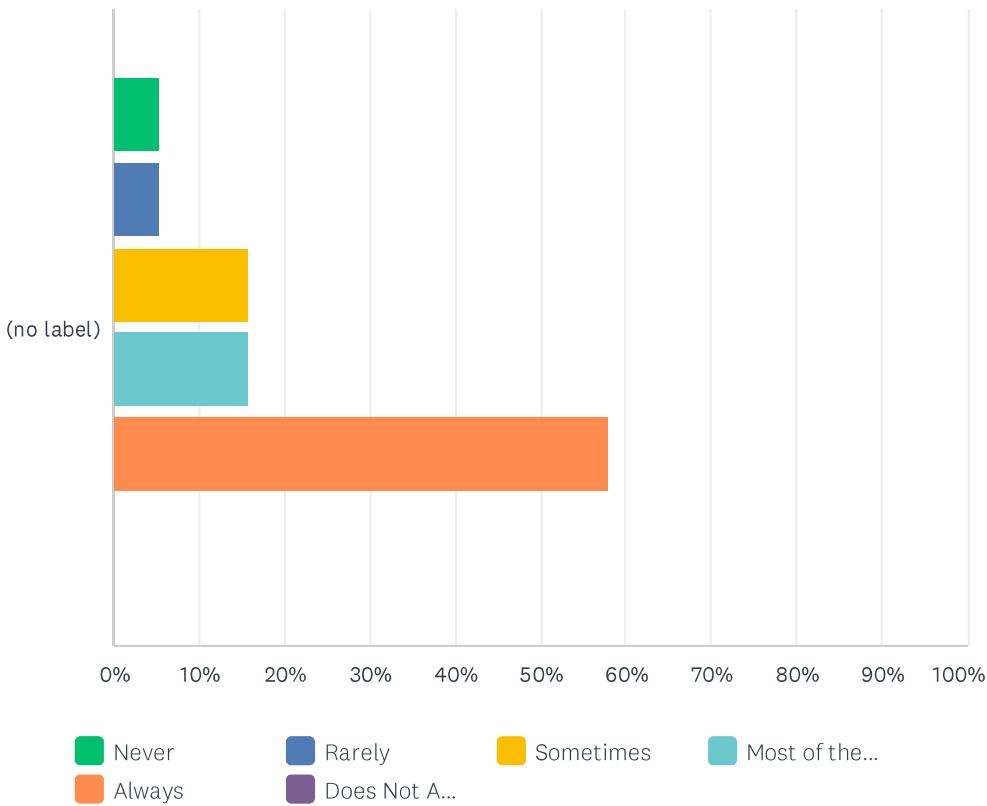
Answered: 19 Skipped: 0



	NEVER	RARELY	SOMETIMES	MOST OF THE TIME	ALWAYS	DOES NOT APPLY TO ME	TOTAL	WEIGHTED AVERAGE
(no label)	5.26% 1	10.53% 2	5.26% 1	0.00% 0	78.95% 15	0.00% 0	19	4.37

Q6 I am given choices and they are respected

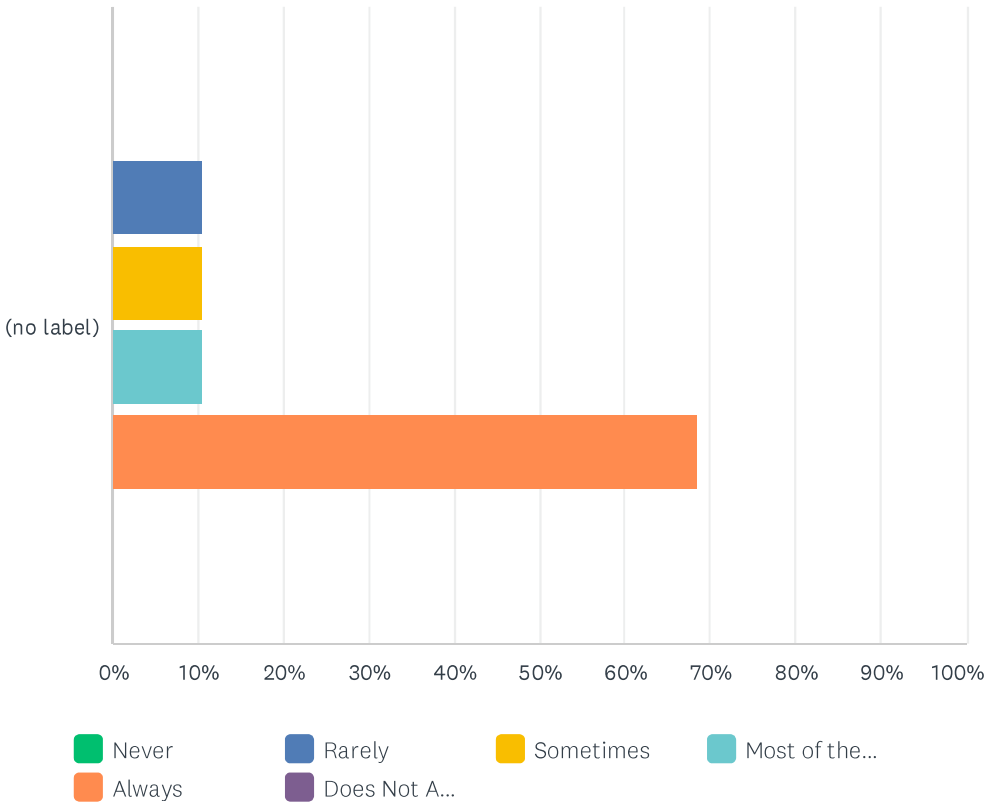
Answered: 19 Skipped: 0



	NEVER	RARELY	SOMETIMES	MOST OF THE TIME	ALWAYS	DOES NOT APPLY TO ME	TOTAL	WEIGHTED AVERAGE
(no label)	5.26% 1	5.26% 1	15.79% 3	15.79% 3	57.89% 11	0.00% 0	19	4.16

Q7 My abilities and strengths are supported and encouraged

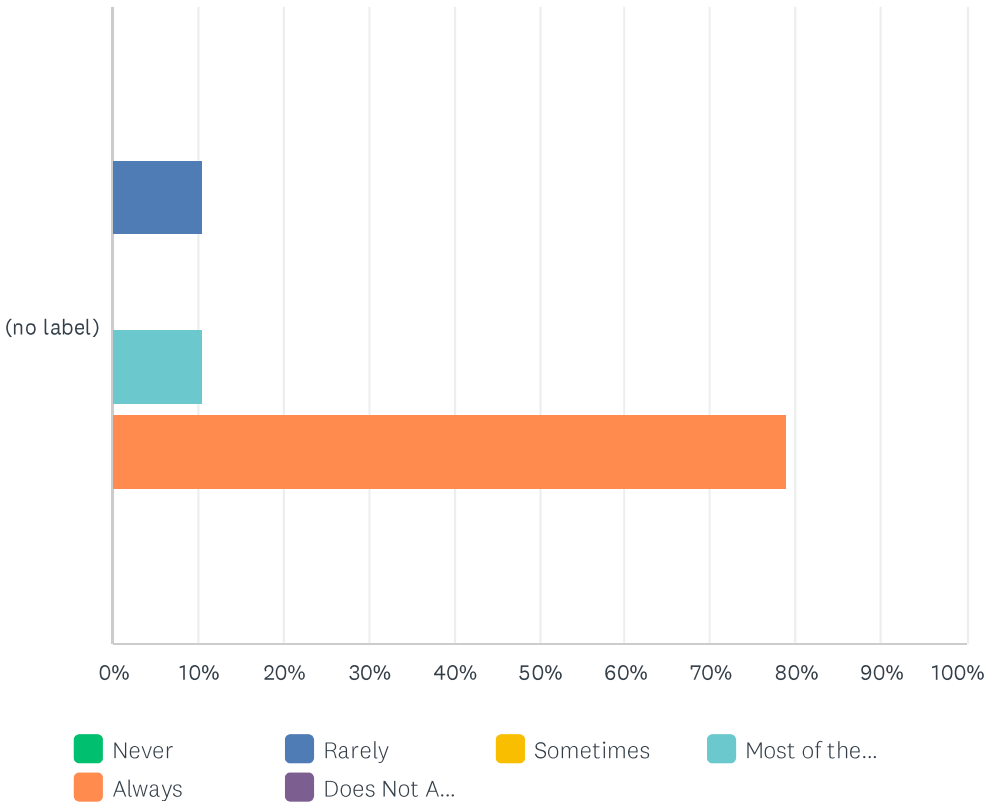
Answered: 19 Skipped: 0



	NEVER	RARELY	SOMETIMES	MOST OF THE TIME	ALWAYS	DOES NOT APPLY TO ME	TOTAL	WEIGHTED AVERAGE
(no label)	0.00% 0	10.53% 2	10.53% 2	10.53% 2	68.42% 13	0.00% 0	19	4.37

Q8 I can express my opinion without fear of consequences

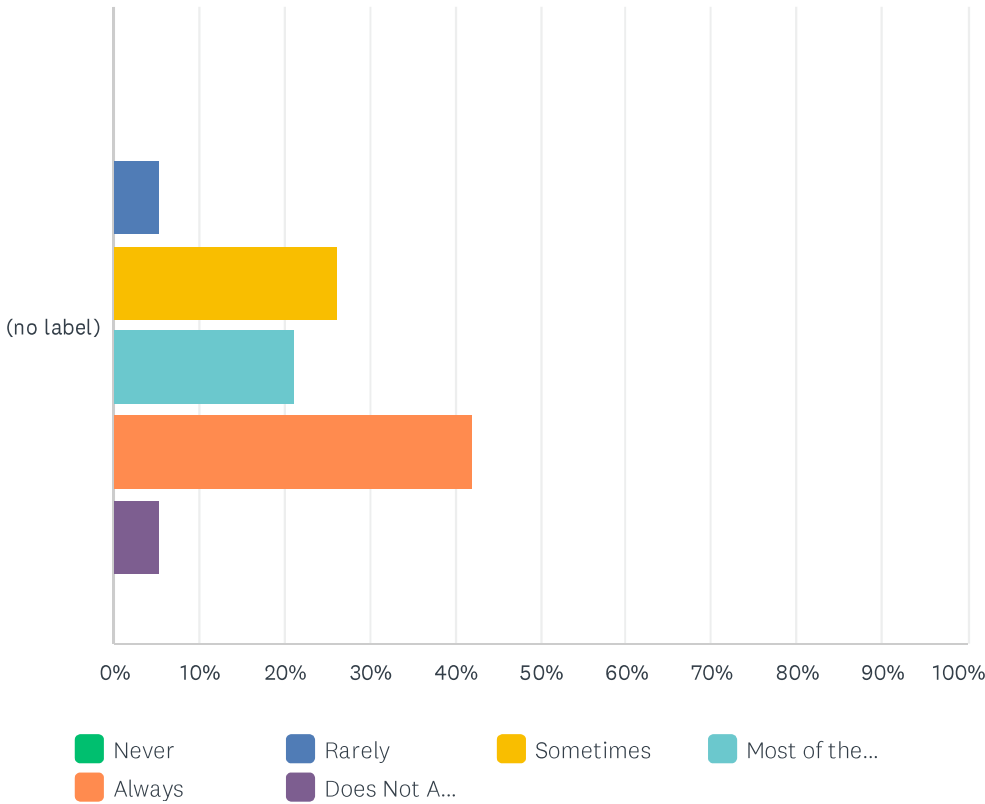
Answered: 19 Skipped: 0



	NEVER	RARELY	SOMETIMES	MOST OF THE TIME	ALWAYS	DOES NOT APPLY TO ME	TOTAL	WEIGHTED AVERAGE
(no label)	0.00% 0	10.53% 2	0.00% 0	10.53% 2	78.95% 15	0.00% 0	19	4.58

Q9 The staff are good listeners

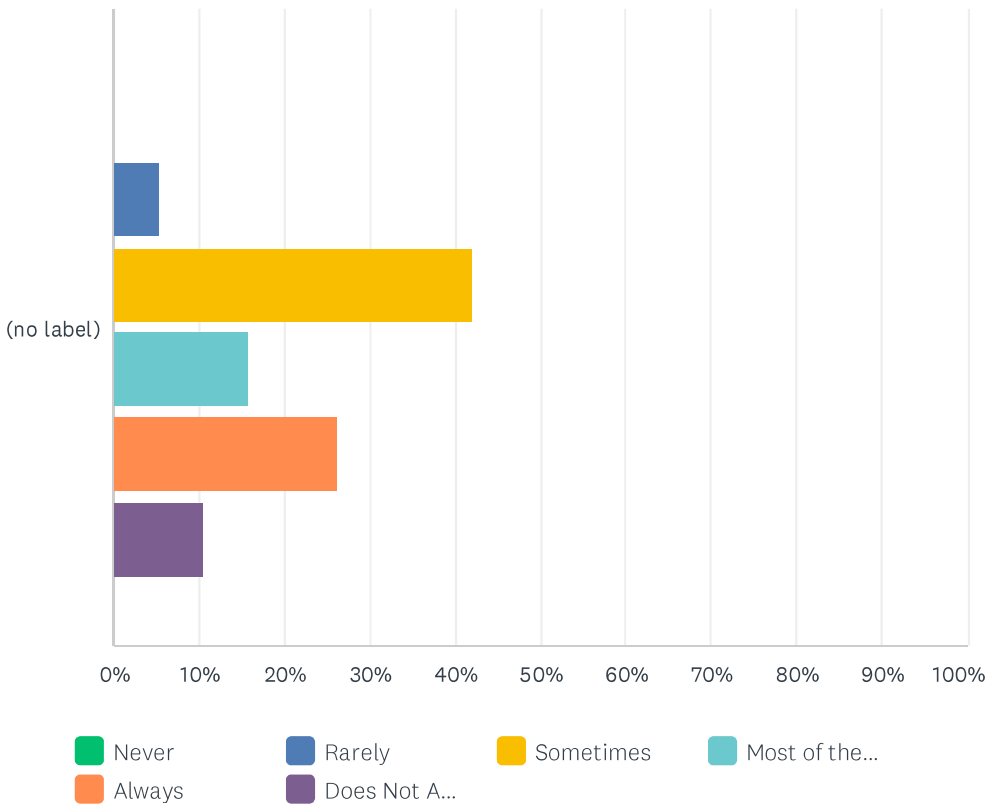
Answered: 19 Skipped: 0



	NEVER	RARELY	SOMETIMES	MOST OF THE TIME	ALWAYS	DOES NOT APPLY TO ME	TOTAL	WEIGHTED AVERAGE
(no label)	0.00% 0	5.26% 1	26.32% 5	21.05% 4	42.11% 8	5.26% 1	19	4.06

Q10 Staff respond promptly when I call

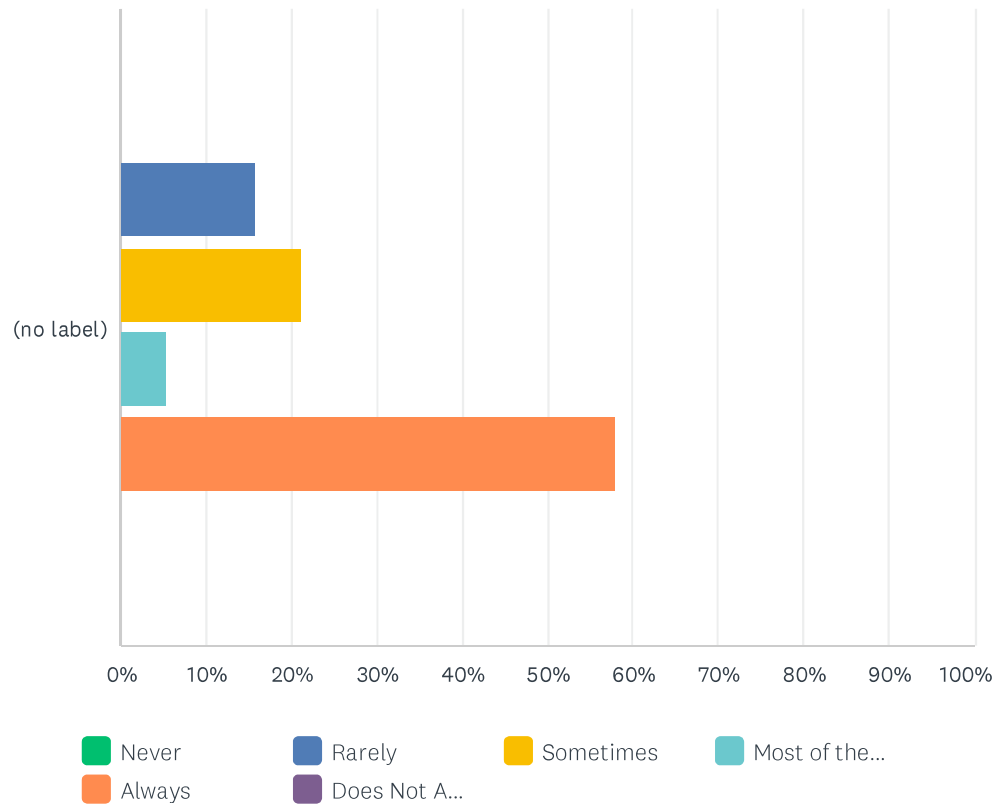
Answered: 19 Skipped: 0



	NEVER	RARELY	SOMETIMES	MOST OF THE TIME	ALWAYS	DOES NOT APPLY TO ME	TOTAL	WEIGHTED AVERAGE
(no label)	0.00% 0	5.26% 1	42.11% 8	15.79% 3	26.32% 5	10.53% 2	19	3.71

Q11 Staff pay attention to me and the other residents

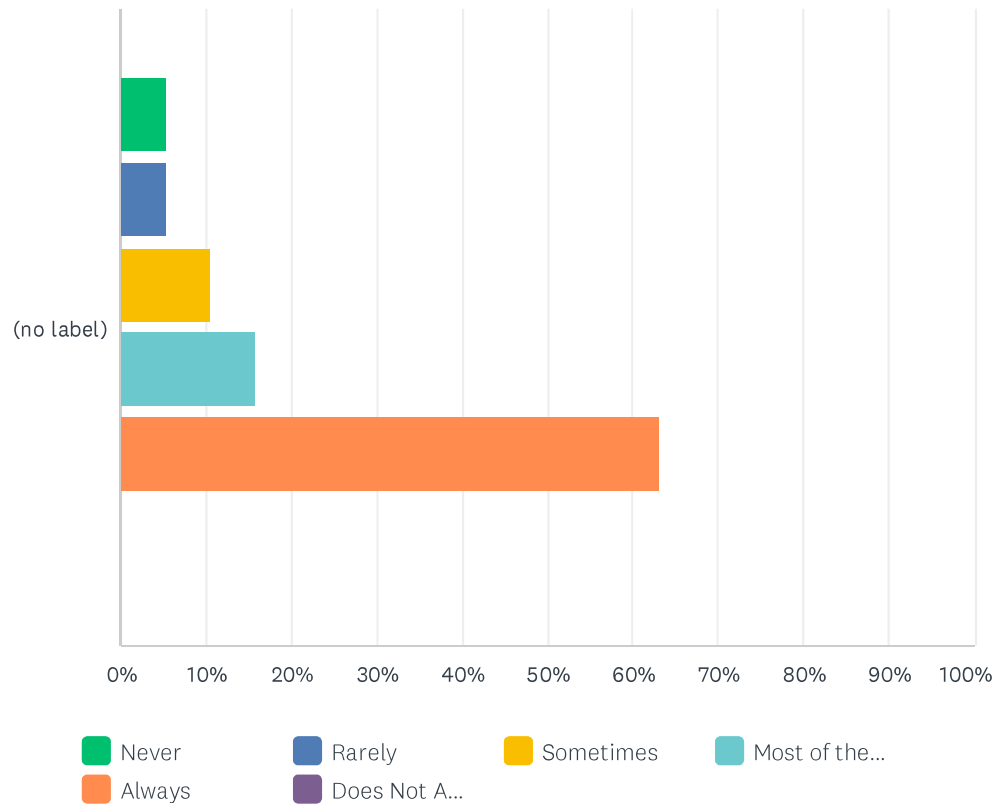
Answered: 19 Skipped: 0



	NEVER	RARELY	SOMETIMES	MOST OF THE TIME	ALWAYS	DOES NOT APPLY TO ME	TOTAL	WEIGHTED AVERAGE
(no label)	0.00% 0	15.79% 3	21.05% 4	5.26% 1	57.89% 11	0.00% 0	19	4.05

Q12 Staff are there when I need them emotionally

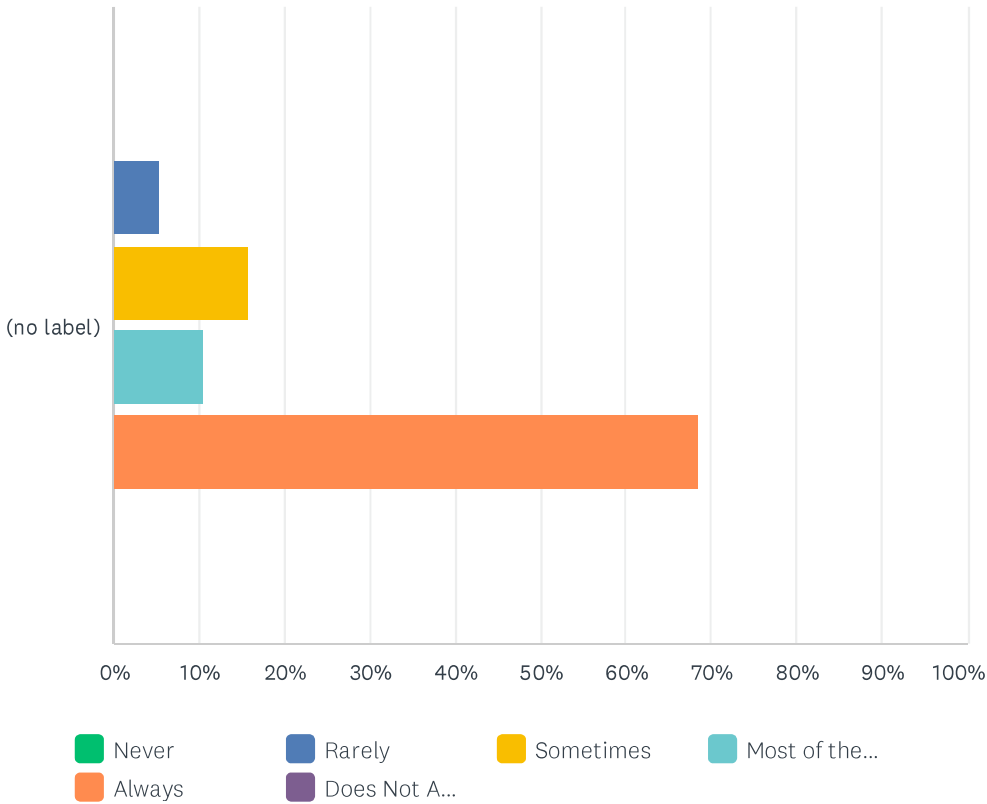
Answered: 19 Skipped: 0



	NEVER	RARELY	SOMETIMES	MOST OF THE TIME	ALWAYS	DOES NOT APPLY TO ME	TOTAL	WEIGHTED AVERAGE
(no label)	5.26% 1	5.26% 1	10.53% 2	15.79% 3	63.16% 12	0.00% 0	19	4.26

Q13 I feel safe in my room

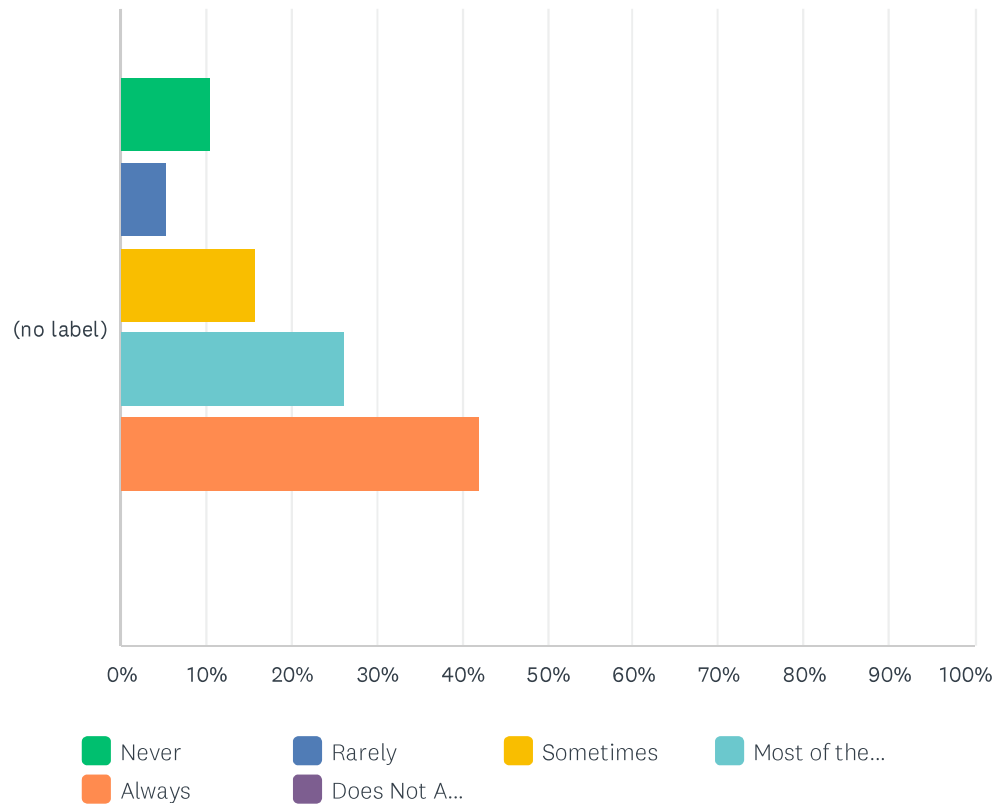
Answered: 19 Skipped: 0



	NEVER	RARELY	SOMETIMES	MOST OF THE TIME	ALWAYS	DOES NOT APPLY TO ME	TOTAL	WEIGHTED AVERAGE
(no label)	0.00% 0	5.26% 1	15.79% 3	10.53% 2	68.42% 13	0.00% 0	19	4.42

Q14 The staff tell me why they come to your room

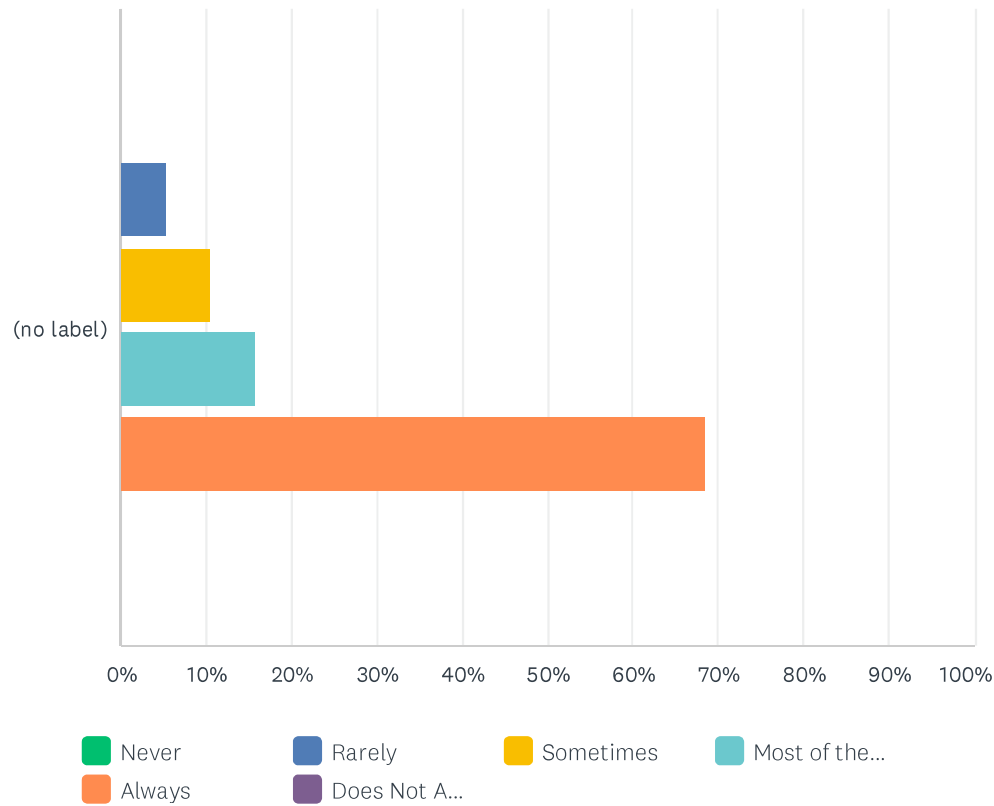
Answered: 19 Skipped: 0



	NEVER	RARELY	SOMETIMES	MOST OF THE TIME	ALWAYS	DOES NOT APPLY TO ME	TOTAL	WEIGHTED AVERAGE
(no label)	10.53% 2	5.26% 1	15.79% 3	26.32% 5	42.11% 8	0.00% 0	19	3.84

Q15 The staff act in a professional manner when they deal with me

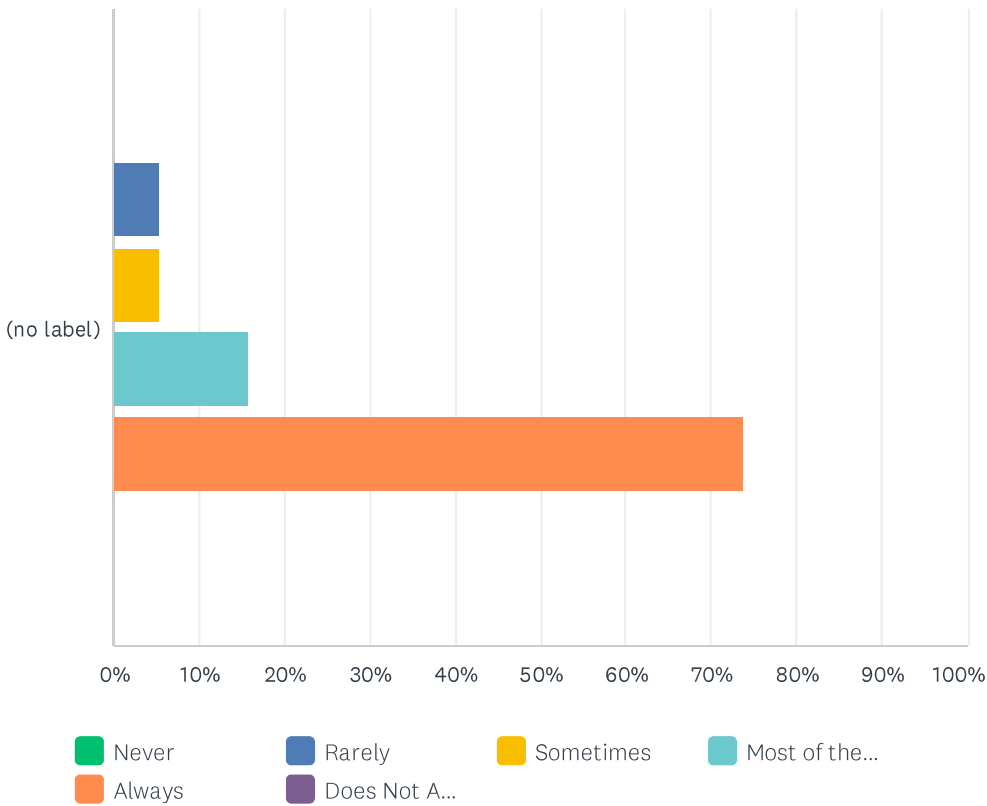
Answered: 19 Skipped: 0



	NEVER	RARELY	SOMETIMES	MOST OF THE TIME	ALWAYS	DOES NOT APPLY TO ME	TOTAL	WEIGHTED AVERAGE
(no label)	0.00% 0	5.26% 1	10.53% 2	15.79% 3	68.42% 13	0.00% 0	19	4.47

Q16 Overall, I am happy with the nursing care

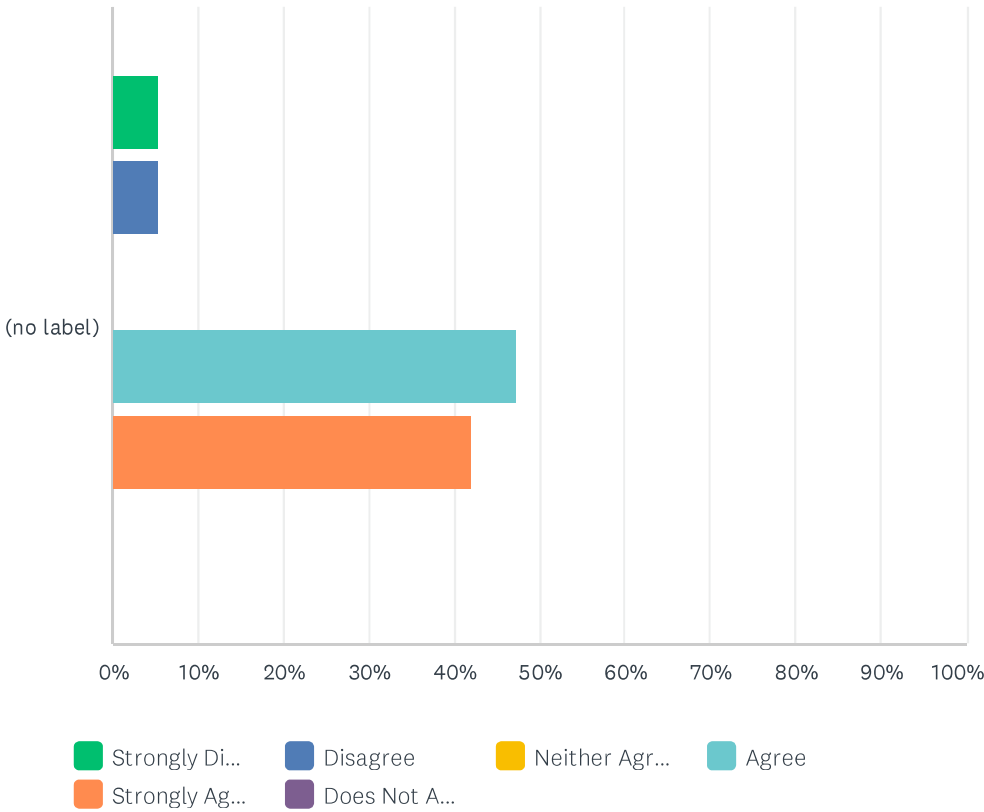
Answered: 19 Skipped: 0



	NEVER	RARELY	SOMETIMES	MOST OF THE TIME	ALWAYS	DOES NOT APPLY TO ME	TOTAL	WEIGHTED AVERAGE
(no label)	0.00% 0	5.26% 1	5.26% 1	15.79% 3	73.68% 14	0.00% 0	19	4.58

Q17 The staff are friendly and courteous

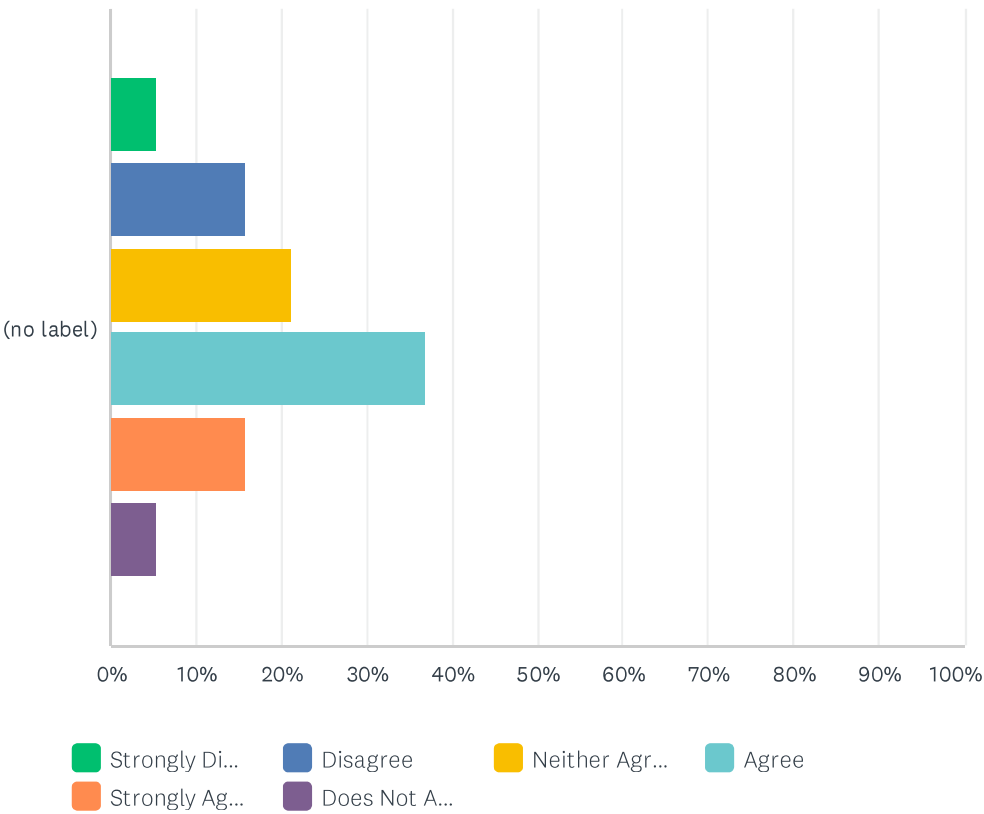
Answered: 19 Skipped: 0



	STRONGLY DISAGREE	DISAGREE	NEITHER AGREE OR DISAGREE	AGREE	STRONGLY AGREE	DOES NOT APPLY TO ME	TOTAL	WEIGHTED AVERAGE
(no label)	5.26% 1	5.26% 1	0.00% 0	47.37% 9	42.11% 8	0.00% 0	19	4.16

Q18 Do the staff take time to have conversations with the residents?

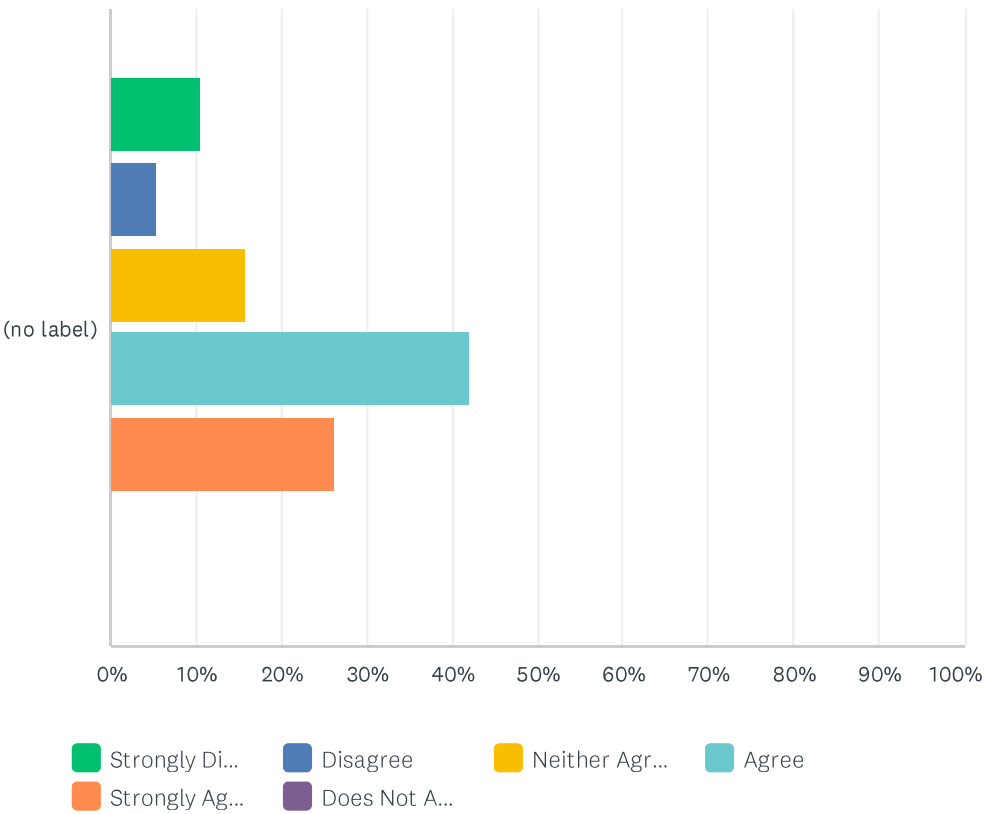
Answered: 19 Skipped: 0



	STRONGLY DISAGREE	DISAGREE	NEITHER AGREE OR DISAGREE	AGREE	STRONGLY AGREE	DOES NOT APPLY TO ME	TOTAL	WEIGHTED AVERAGE
(no label)	5.26% 1	15.79% 3	21.05% 4	36.84% 7	15.79% 3	5.26% 1	19	3.44

Q19 When I tell the staff a concern I feel they listen

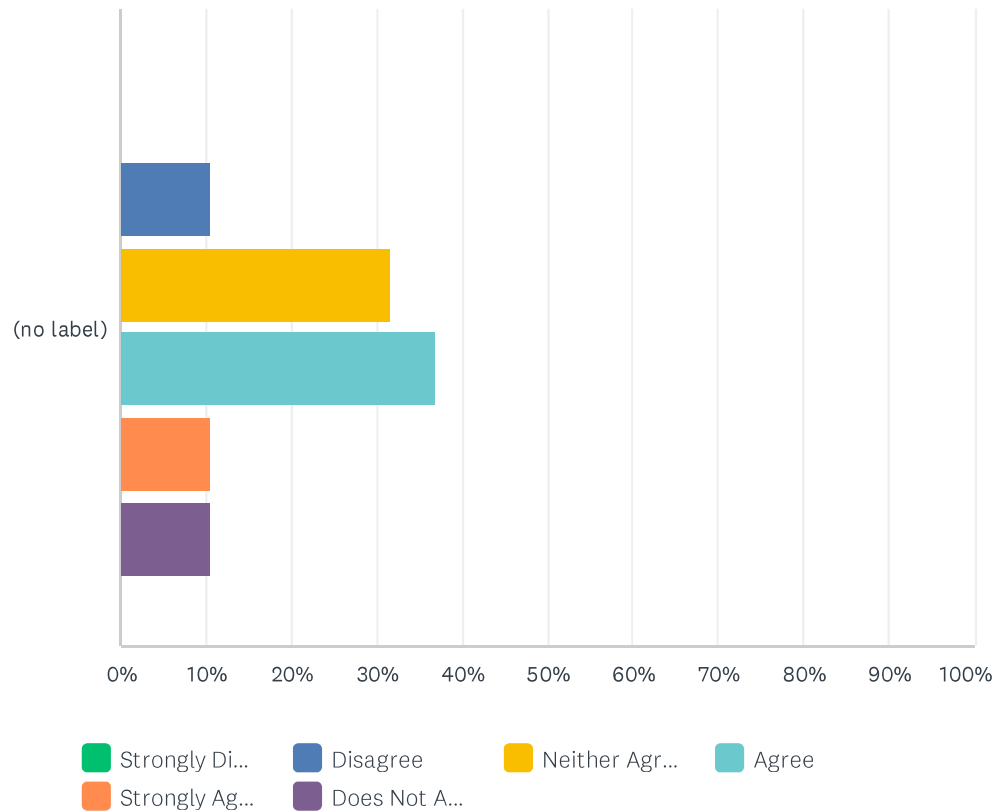
Answered: 19 Skipped: 0



	STRONGLY DISAGREE	DISAGREE	NEITHER AGREE OR DISAGREE	AGREE	STRONGLY AGREE	DOES NOT APPLY TO ME	TOTAL	WEIGHTED AVERAGE
(no label)	10.53% 2	5.26% 1	15.79% 3	42.11% 8	26.32% 5	0.00% 0	19	3.68

Q20 Do problems get resolved in a timely manner?

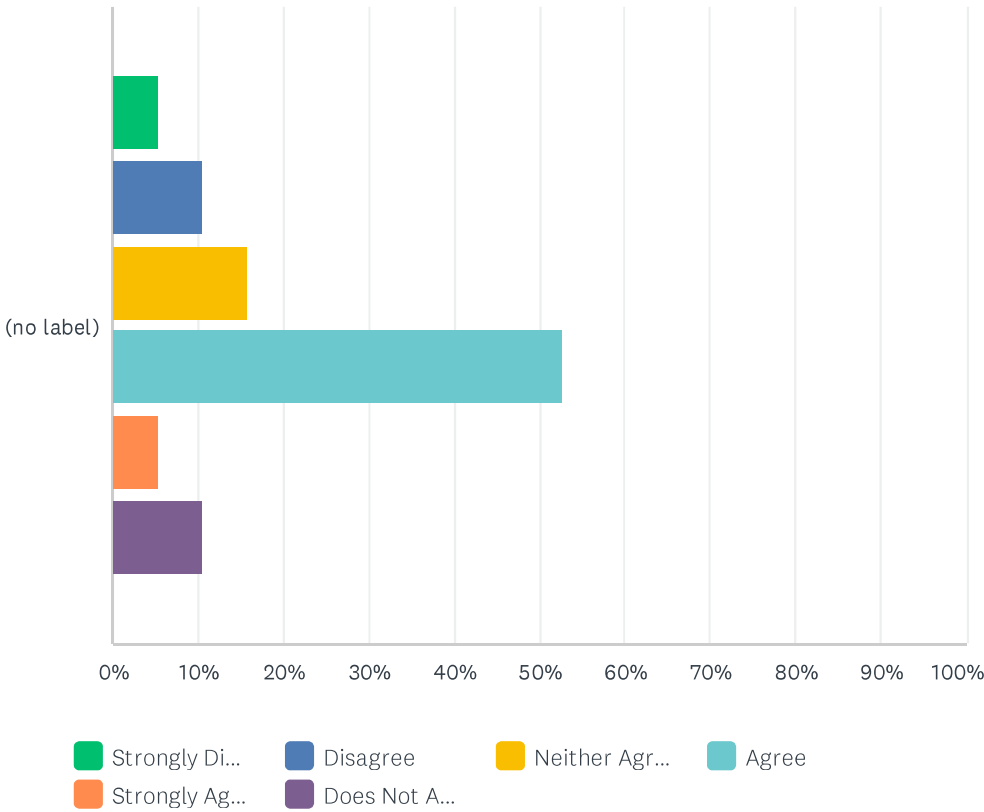
Answered: 19 Skipped: 0



	STRONGLY DISAGREE	DISAGREE	NEITHER AGREE OR DISAGREE	AGREE	STRONGLY AGREE	DOES NOT APPLY TO ME	TOTAL	WEIGHTED AVERAGE
(no label)	0.00% 0	10.53% 2	31.58% 6	36.84% 7	10.53% 2	10.53% 2	19	3.53

Q21 Are you given feedback/ answers to your questions and concerns?

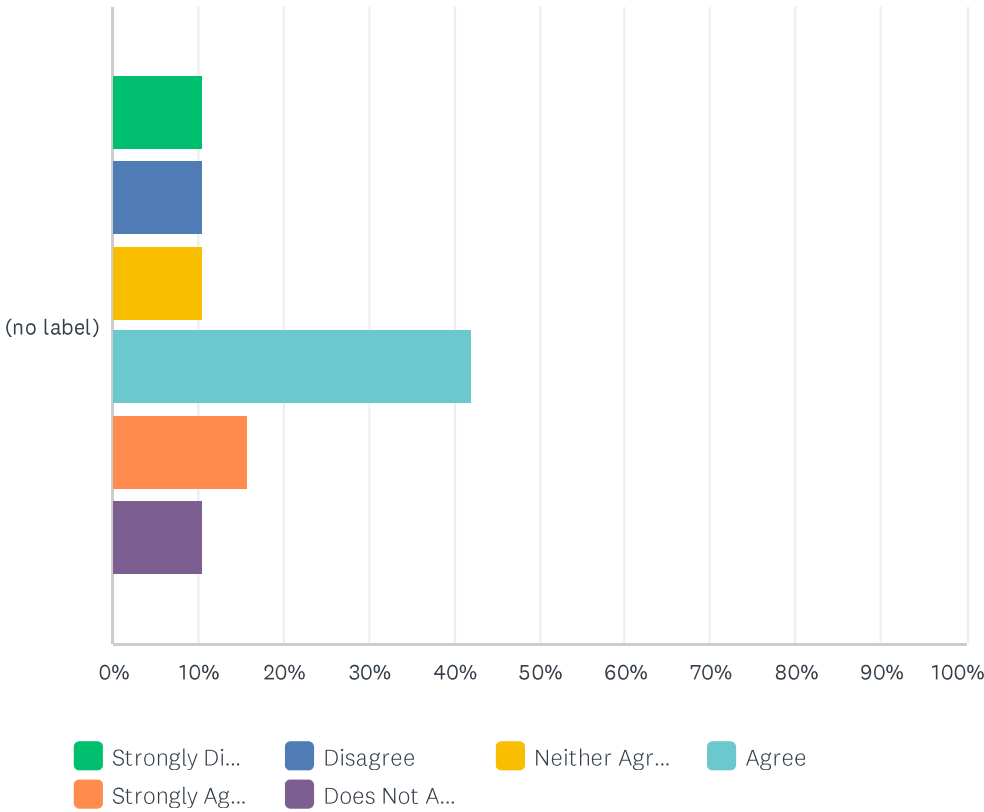
Answered: 19 Skipped: 0



	STRONGLY DISAGREE	DISAGREE	NEITHER AGREE OR DISAGREE	AGREE	STRONGLY AGREE	DOES NOT APPLY TO ME	TOTAL	WEIGHTED AVERAGE
(no label)	5.26% 1	10.53% 2	15.79% 3	52.63% 10	5.26% 1	10.53% 2	19	3.47

Q22 Overall, I'm satisfied with how problems are handled

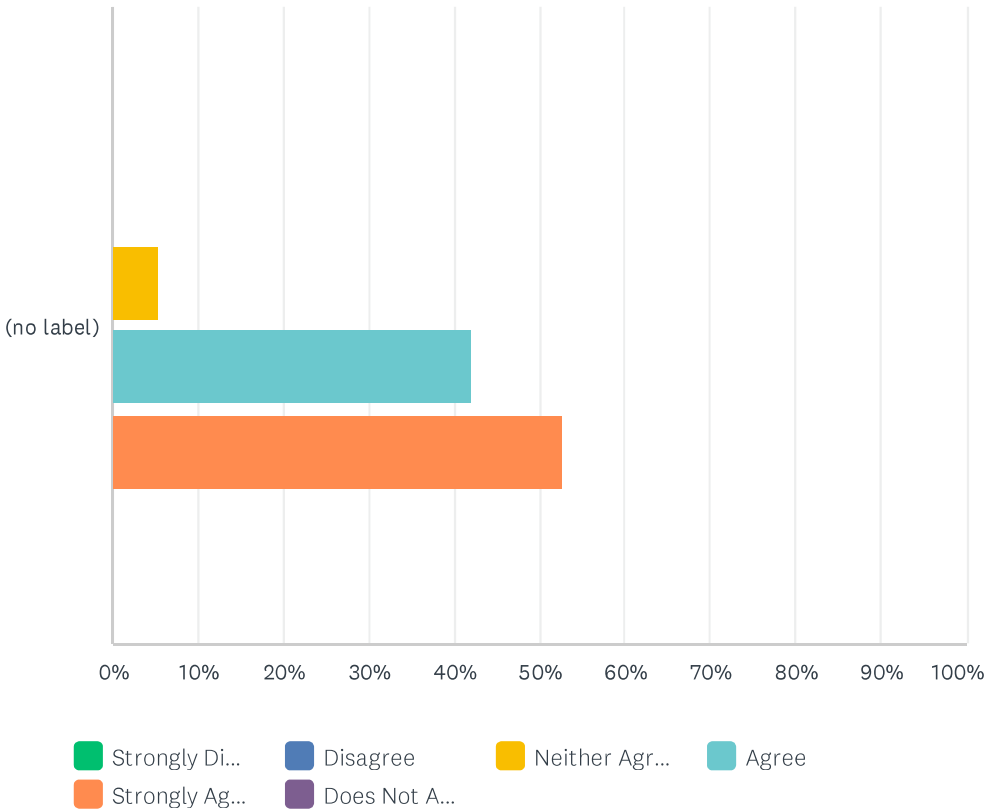
Answered: 19 Skipped: 0



	STRONGLY DISAGREE	DISAGREE	NEITHER AGREE OR DISAGREE	AGREE	STRONGLY AGREE	DOES NOT APPLY TO ME	TOTAL	WEIGHTED AVERAGE
(no label)	10.53% 2	10.53% 2	10.53% 2	42.11% 8	15.79% 3	10.53% 2	19	3.47

Q23 The home is kept clean

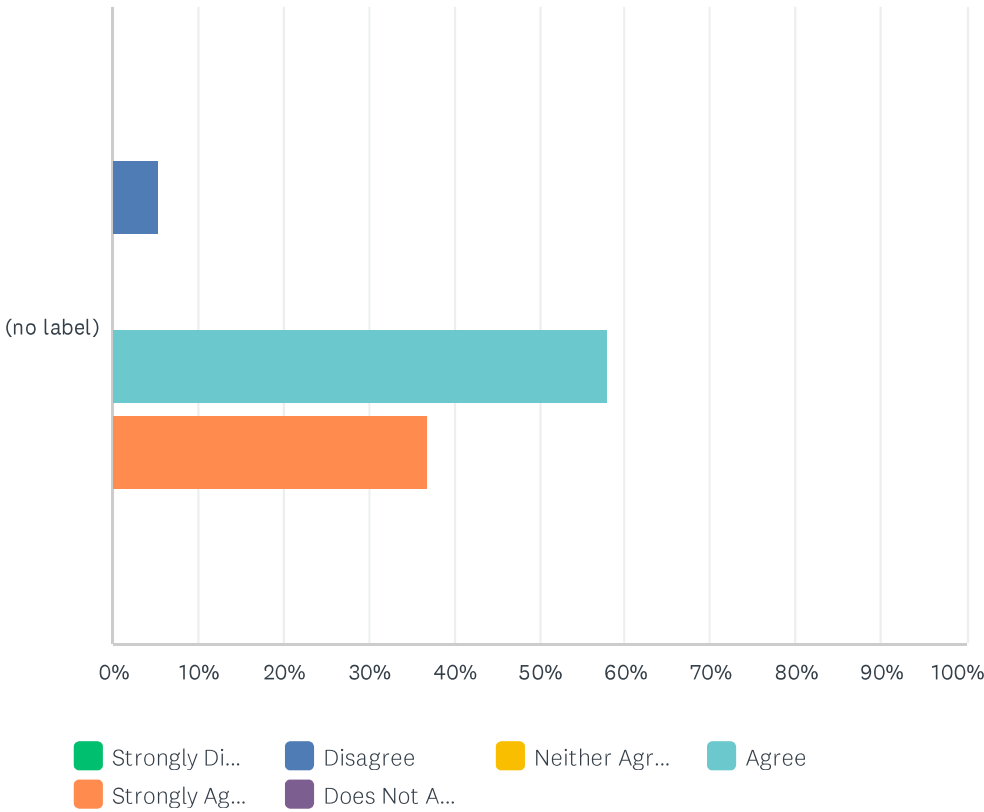
Answered: 19 Skipped: 0



	STRONGLY DISAGREE	DISAGREE	NEITHER AGREE OR DISAGREE	AGREE	STRONGLY AGREE	DOES NOT APPLY TO ME	TOTAL	WEIGHTED AVERAGE
(no label)	0.00% 0	0.00% 0	5.26% 1	42.11% 8	52.63% 10	0.00% 0	19	4.47

Q24 The home is well maintained

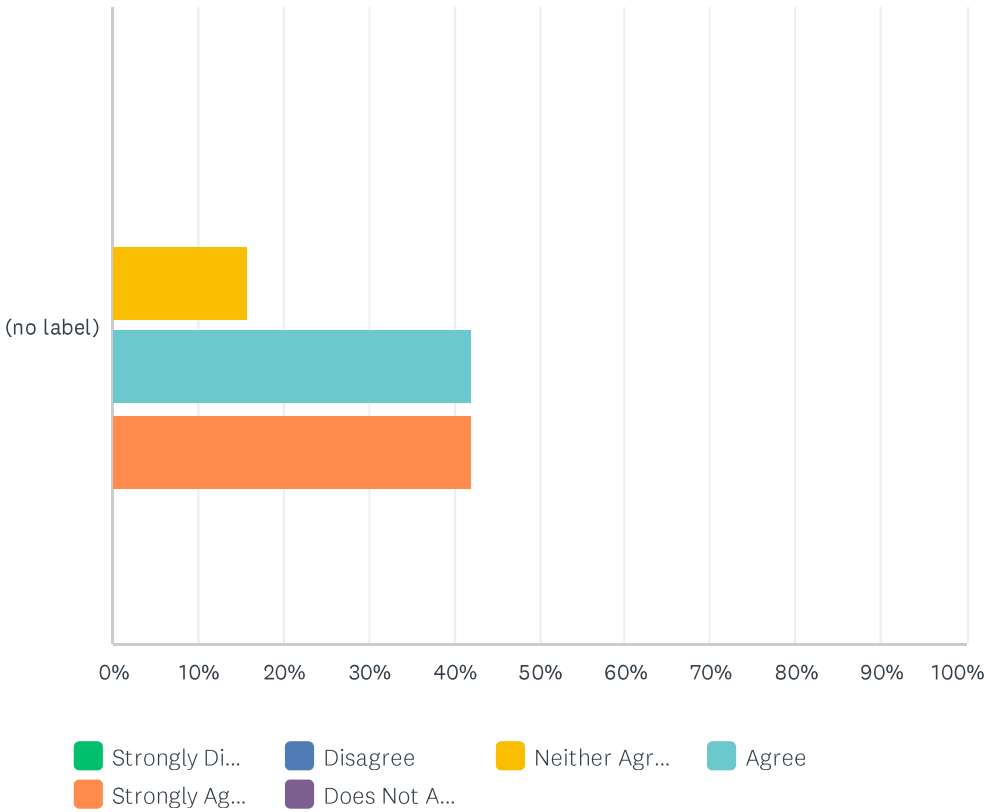
Answered: 19 Skipped: 0



	STRONGLY DISAGREE	DISAGREE	NEITHER AGREE OR DISAGREE	AGREE	STRONGLY AGREE	DOES NOT APPLY TO ME	TOTAL	WEIGHTED AVERAGE
(no label)	0.00% 0	5.26% 1	0.00% 0	57.89% 11	36.84% 7	0.00% 0	19	4.26

Q25 The gardens and grounds outside are well maintained

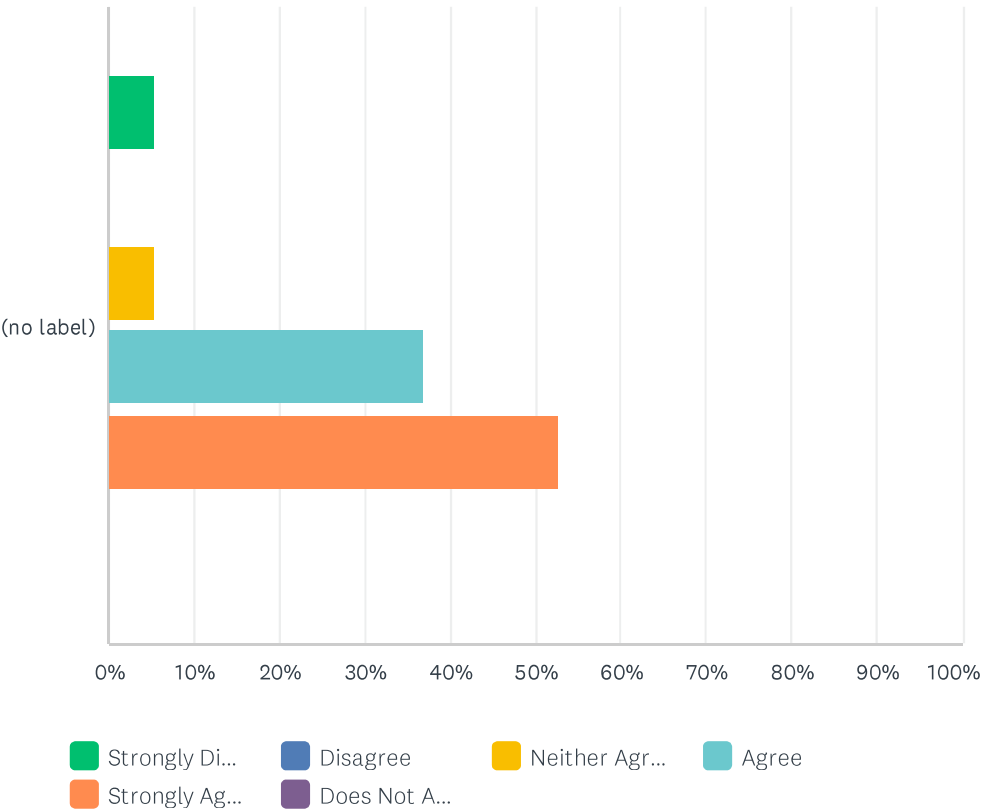
Answered: 19 Skipped: 0



	STRONGLY DISAGREE	DISAGREE	NEITHER AGREE OR DISAGREE	AGREE	STRONGLY AGREE	DOES NOT APPLY TO ME	TOTAL	WEIGHTED AVERAGE
(no label)	0.00% 0	0.00% 0	15.79% 3	42.11% 8	42.11% 8	0.00% 0	19	4.26

Q26 The décor in shared public areas is warm and inviting

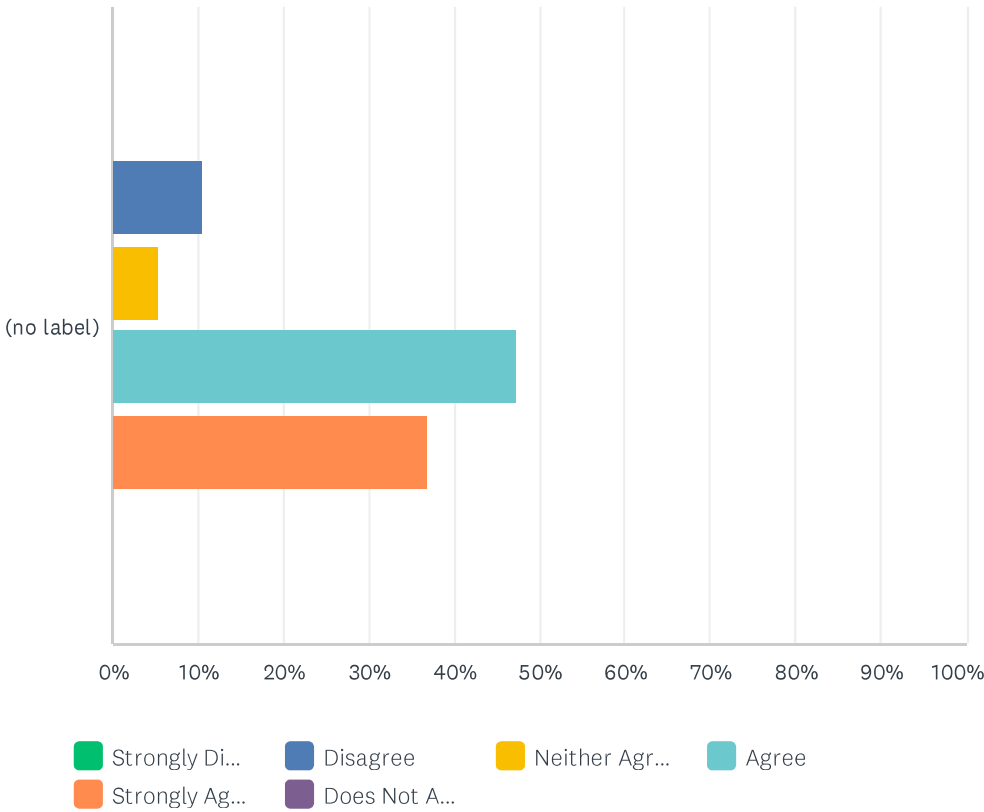
Answered: 19 Skipped: 0



	STRONGLY DISAGREE	DISAGREE	NEITHER AGREE OR DISAGREE	AGREE	STRONGLY AGREE	DOES NOT APPLY TO ME	TOTAL	WEIGHTED AVERAGE
(no label)	5.26% 1	0.00% 0	5.26% 1	36.84% 7	52.63% 10	0.00% 0	19	4.32

Q27 There is a home-like feel to our home

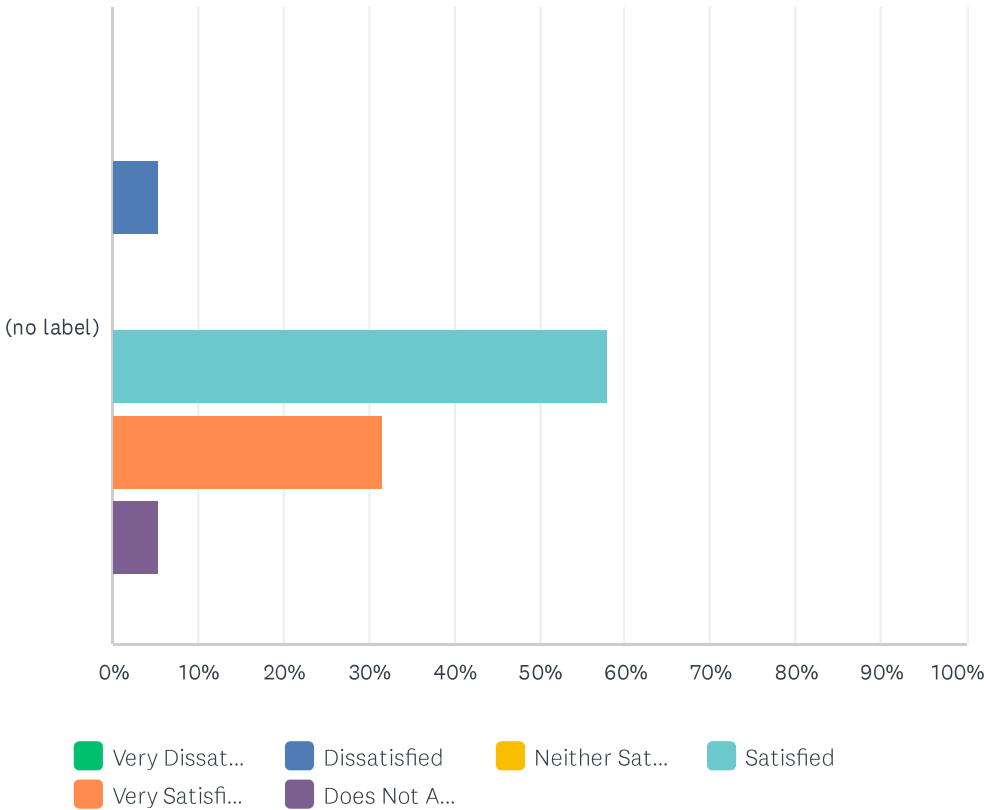
Answered: 19 Skipped: 0



	STRONGLY DISAGREE	DISAGREE	NEITHER AGREE OR DISAGREE	AGREE	STRONGLY AGREE	DOES NOT APPLY TO ME	TOTAL	WEIGHTED AVERAGE
(no label)	0.00% 0	10.53% 2	5.26% 1	47.37% 9	36.84% 7	0.00% 0	19	4.11

Q28 I enjoy the programs offered

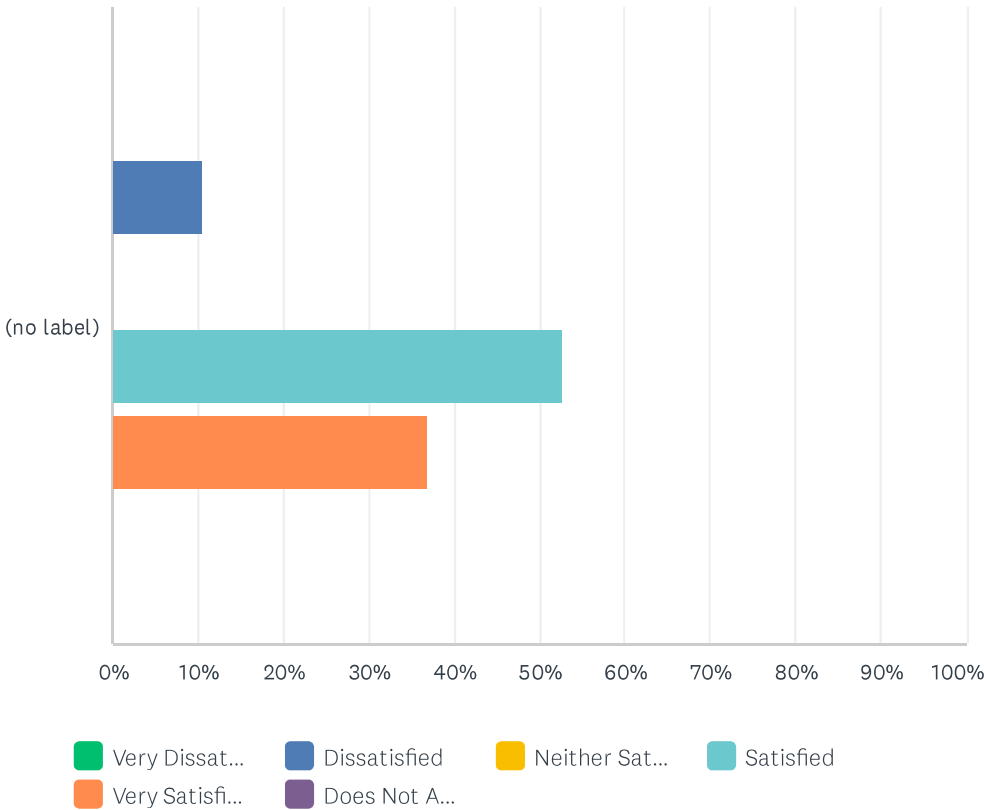
Answered: 19 Skipped: 0



	VERY DISSATISFIED	DISSATISFIED	NEITHER SATISFIED OR DISSATISFIED	SATISFIED	VERY SATISFIED	DOES NOT APPLY TO ME	TOTAL	WEIGHTED AVERAGE
(no label)	0.00% 0	5.26% 1	0.00% 0	57.89% 11	31.58% 6	5.26% 1	19	4.22

Q29 I am able to participate in programs, and be as busy as I choose

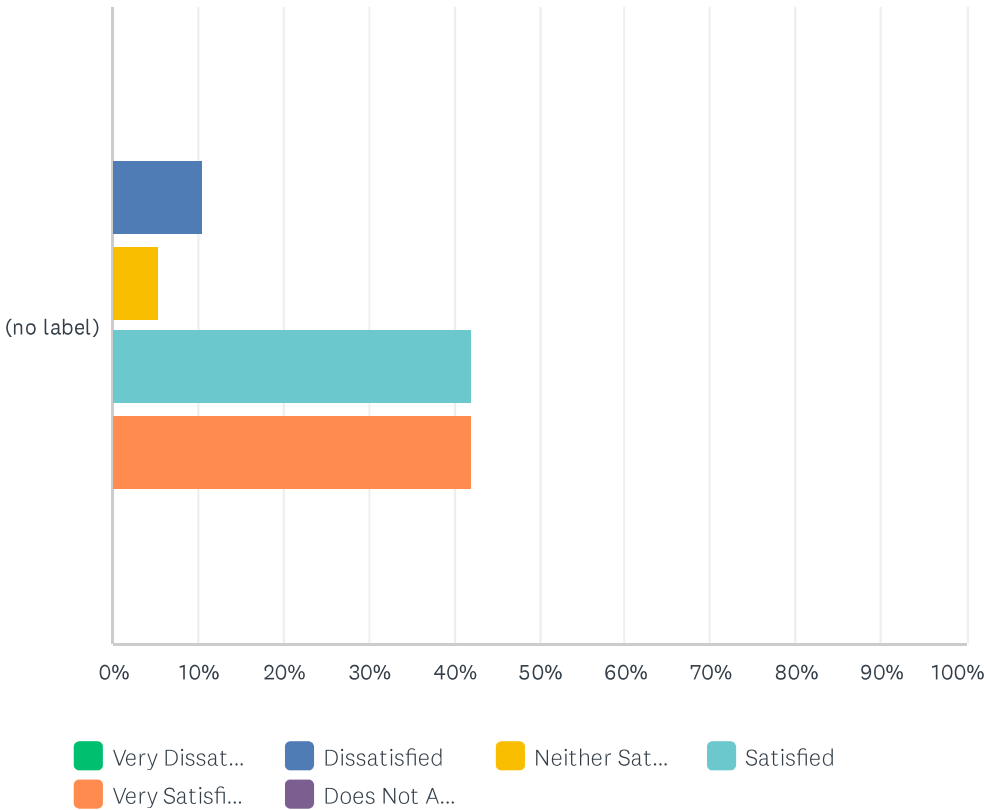
Answered: 19 Skipped: 0



	VERY DISSATISFIED	DISSATISFIED	NEITHER SATISFIED OR DISSATISFIED	SATISFIED	VERY SATISFIED	DOES NOT APPLY TO ME	TOTAL	WEIGHTED AVERAGE
(no label)	0.00% 0	10.53% 2	0.00% 0	52.63% 10	36.84% 7	0.00% 0	19	4.16

Q30 There is a good variety of programs

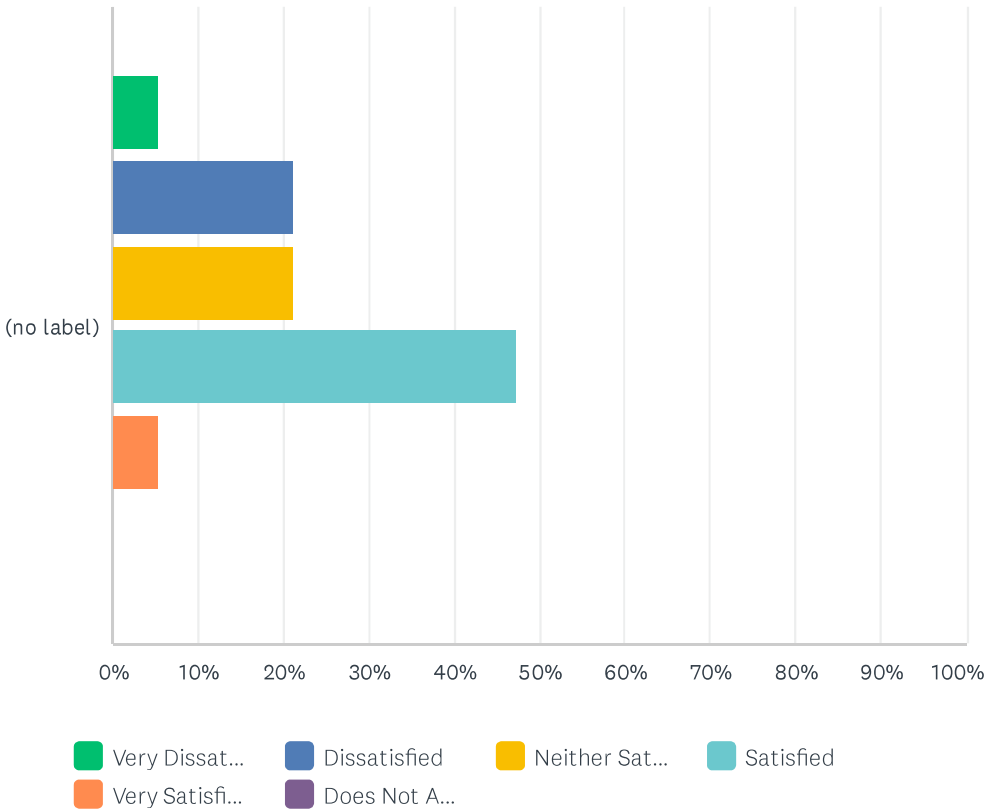
Answered: 19 Skipped: 0



	VERY DISSATISFIED	DISSATISFIED	NEITHER SATISFIED OR DISSATISFIED	SATISFIED	VERY SATISFIED	DOES NOT APPLY TO ME	TOTAL	WEIGHTED AVERAGE
(no label)	0.00% 0	10.53% 2	5.26% 1	42.11% 8	42.11% 8	0.00% 0	19	4.16

Q31 Are there enough programs on the weekends?

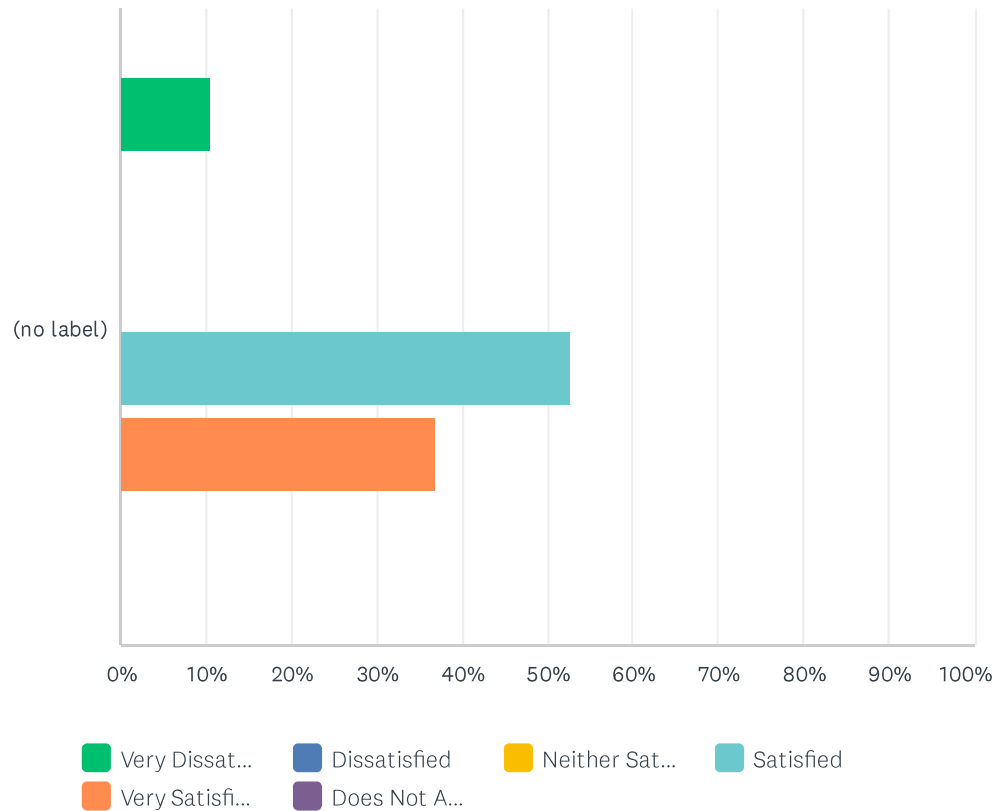
Answered: 19 Skipped: 0



	VERY DISSATISFIED	DISSATISFIED	NEITHER SATISFIED OR DISSATISFIED	SATISFIED	VERY SATISFIED	DOES NOT APPLY TO ME	TOTAL	WEIGHTED AVERAGE
(no label)	5.26% 1	21.05% 4	21.05% 4	47.37% 9	5.26% 1	0.00% 0	19	3.26

Q32 Do you receive enough attention from the staff in the programs department?

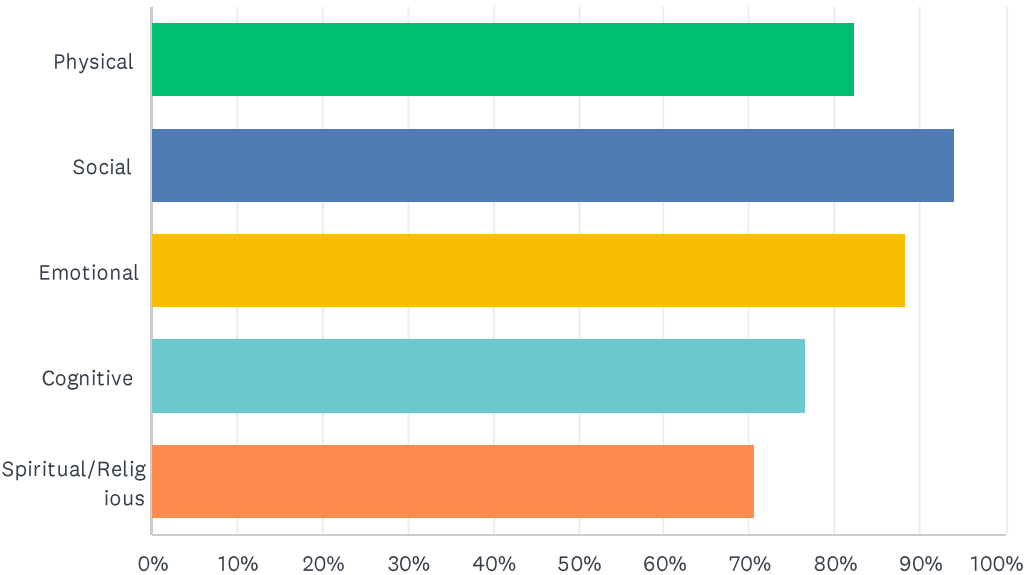
Answered: 19 Skipped: 0



	VERY DISSATISFIED	DISSATISFIED	NEITHER SATISFIED OR DISSATISFIED	SATISFIED	VERY SATISFIED	DOES NOT APPLY TO ME	TOTAL	WEIGHTED AVERAGE
(no label)	10.53% 2	0.00% 0	0.00% 0	52.63% 10	36.84% 7	0.00% 0	19	4.05

Q33 I feel that the programs and opportunities offered to me satisfy my _____ needs and interests (check all that apply).

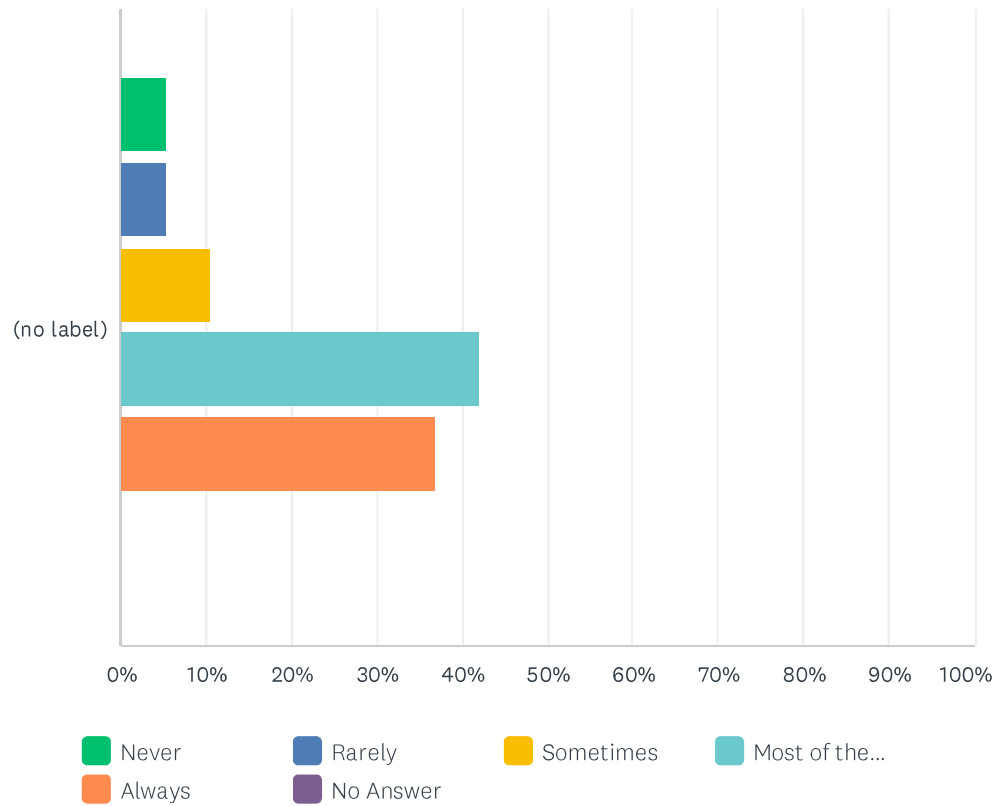
Answered: 17 Skipped: 2



ANSWER CHOICES	RESPONSES	
Physical	82.35%	14
Social	94.12%	16
Emotional	88.24%	15
Cognitive	76.47%	13
Spiritual/Religious	70.59%	12
Total Respondents: 17		

Q34 I am happy with the food choices

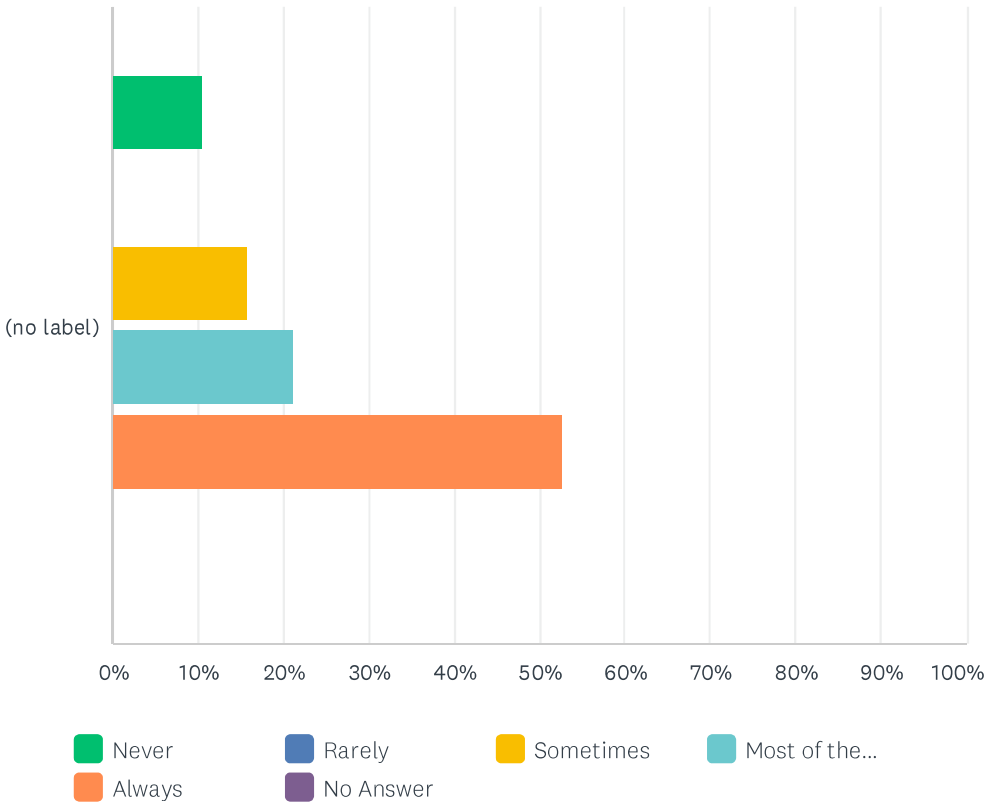
Answered: 19 Skipped: 0



	NEVER	RARELY	SOMETIMES	MOST OF THE TIME	ALWAYS	NO ANSWER	TOTAL	WEIGHTED AVERAGE
(no label)	5.26% 1	5.26% 1	10.53% 2	42.11% 8	36.84% 7	0.00% 0	19	4.00

Q35 Mealtime is an enjoyable time

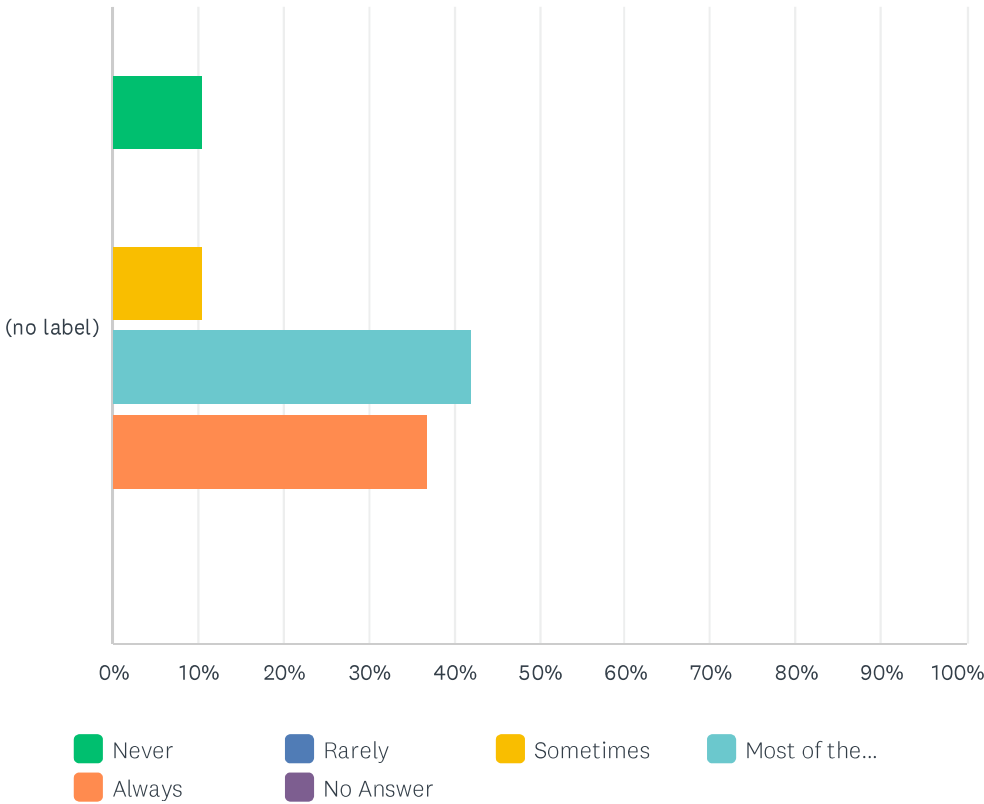
Answered: 19 Skipped: 0



	NEVER	RARELY	SOMETIMES	MOST OF THE TIME	ALWAYS	NO ANSWER	TOTAL	WEIGHTED AVERAGE
(no label)	10.53% 2	0.00% 0	15.79% 3	21.05% 4	52.63% 10	0.00% 0	19	4.05

Q36 I am able to get my meal choice

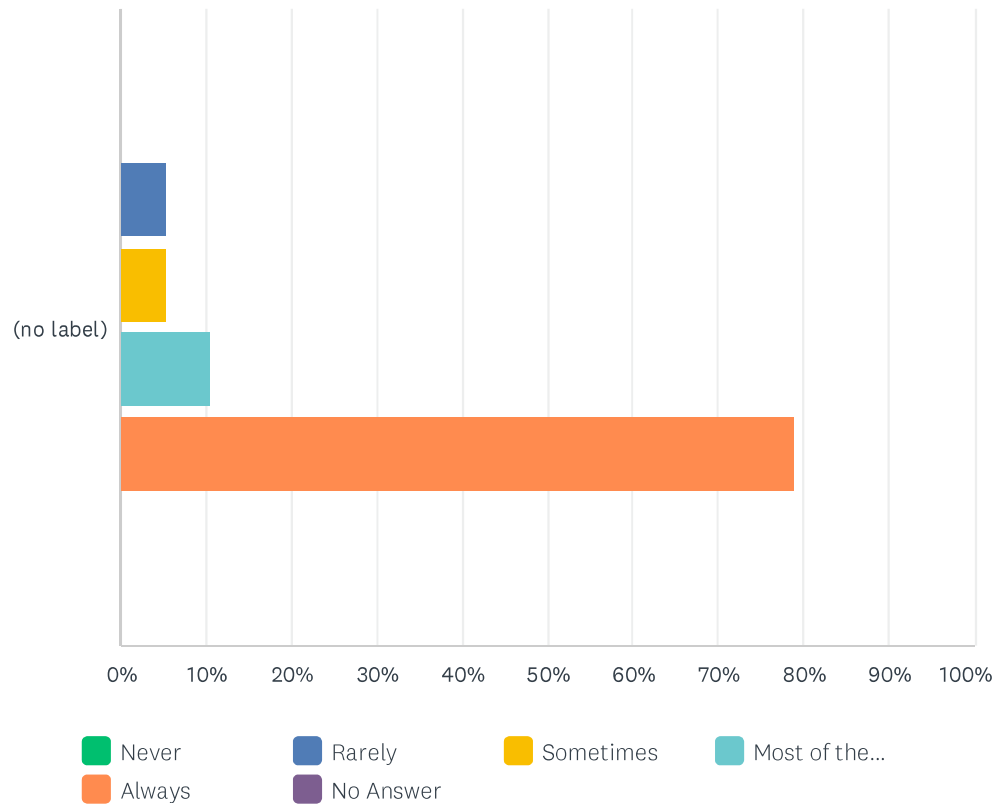
Answered: 19 Skipped: 0



	NEVER	RARELY	SOMETIMES	MOST OF THE TIME	ALWAYS	NO ANSWER	TOTAL	WEIGHTED AVERAGE
(no label)	10.53% 2	0.00% 0	10.53% 2	42.11% 8	36.84% 7	0.00% 0	19	3.95

Q37 I am satisfied with the quantity of food at meals

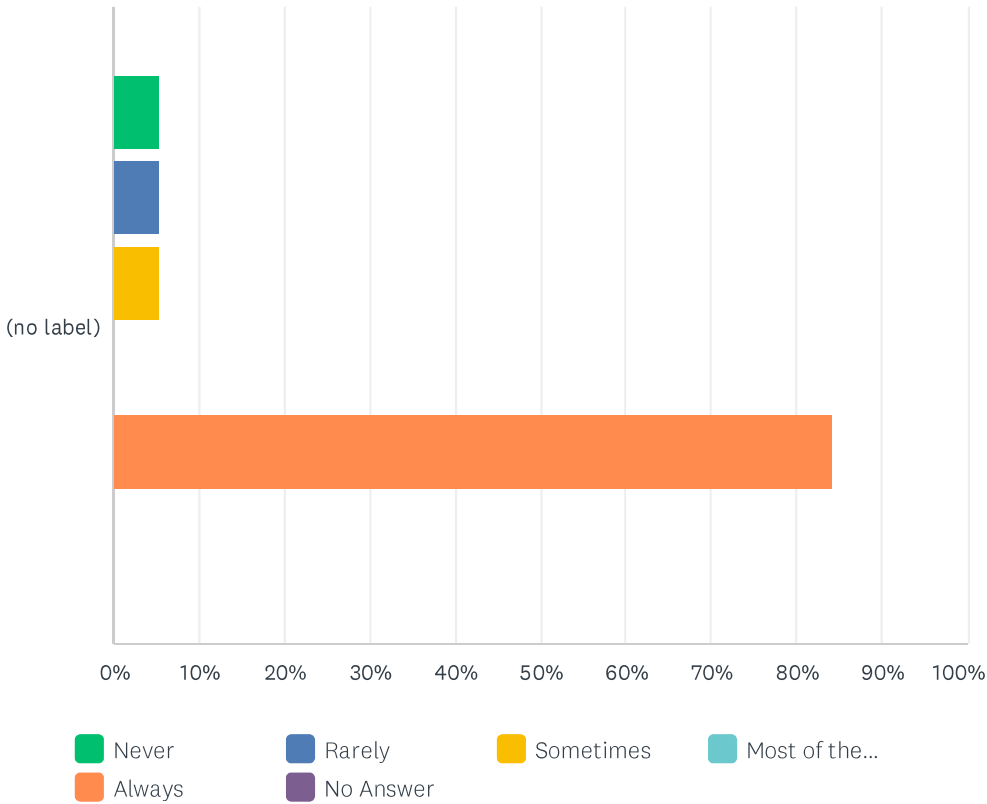
Answered: 19 Skipped: 0



	NEVER	RARELY	SOMETIMES	MOST OF THE TIME	ALWAYS	NO ANSWER	TOTAL	WEIGHTED AVERAGE
(no label)	0.00% 0	5.26% 1	5.26% 1	10.53% 2	78.95% 15	0.00% 0	19	4.63

Q38 There is a good variety of food

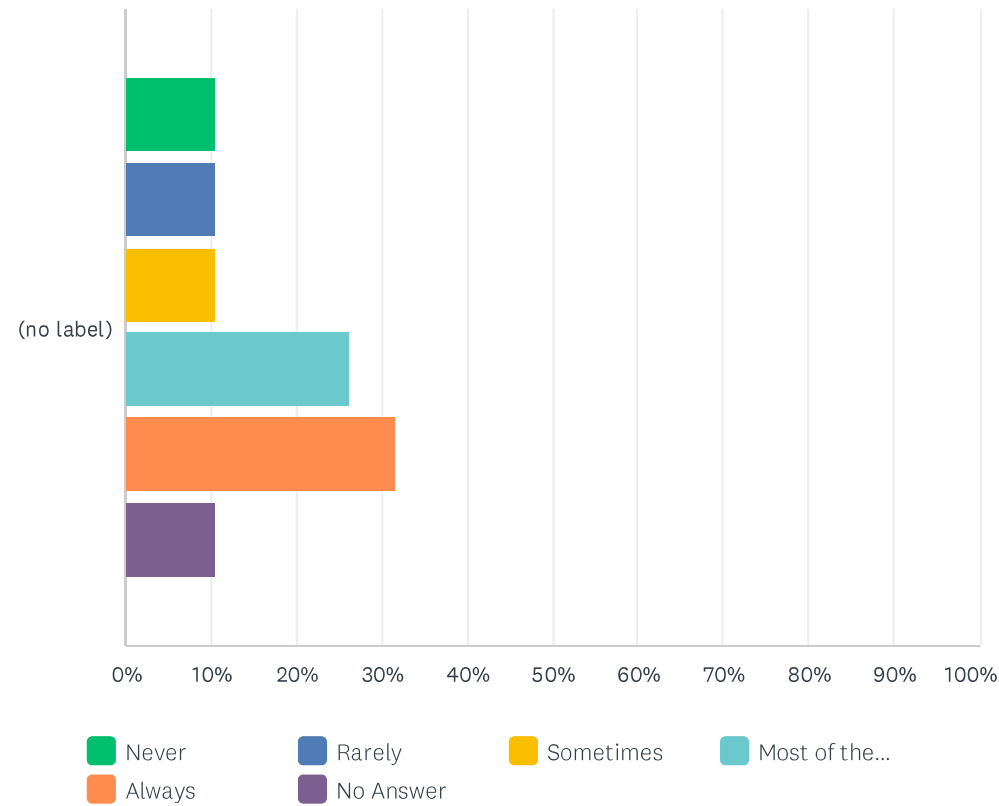
Answered: 19 Skipped: 0



	NEVER	RARELY	SOMETIMES	MOST OF THE TIME	ALWAYS	NO ANSWER	TOTAL	WEIGHTED AVERAGE
(no label)	5.26% 1	5.26% 1	5.26% 1	0.00% 0	84.21% 16	0.00% 0	19	4.53

Q39 There is a variety of food on the snack cart

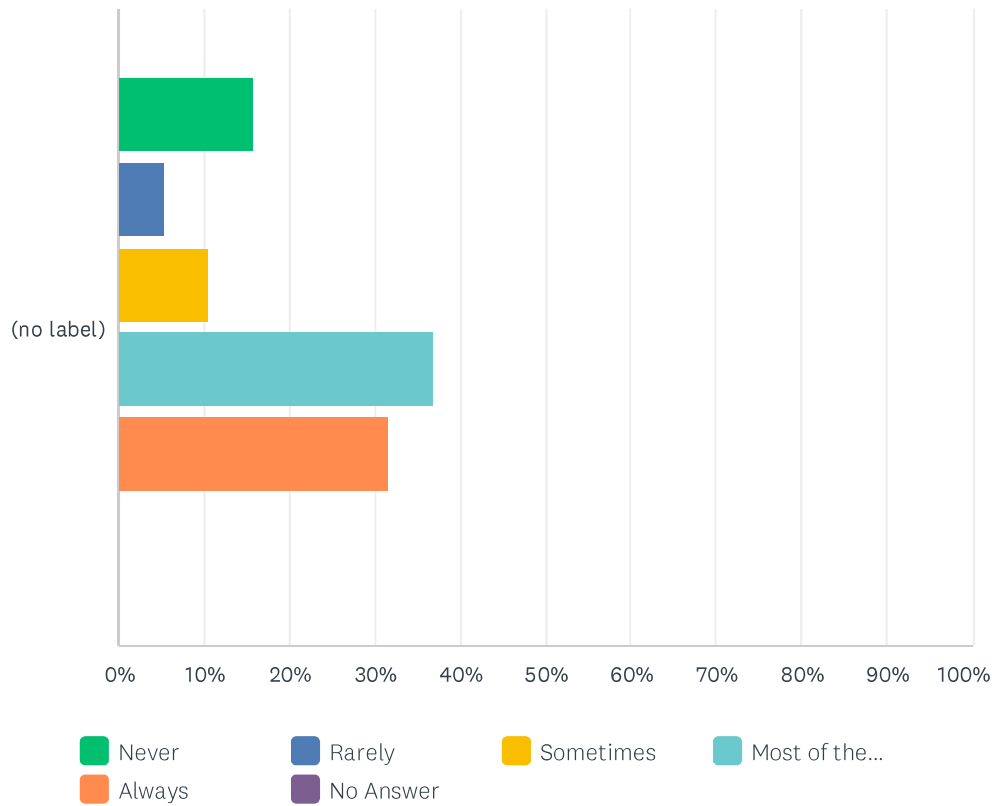
Answered: 19 Skipped: 0



	NEVER	RARELY	SOMETIMES	MOST OF THE TIME	ALWAYS	NO ANSWER	TOTAL	WEIGHTED AVERAGE
(no label)	10.53% 2	10.53% 2	10.53% 2	26.32% 5	31.58% 6	10.53% 2	19	3.65

Q40 The food is tasty and at a good temperature

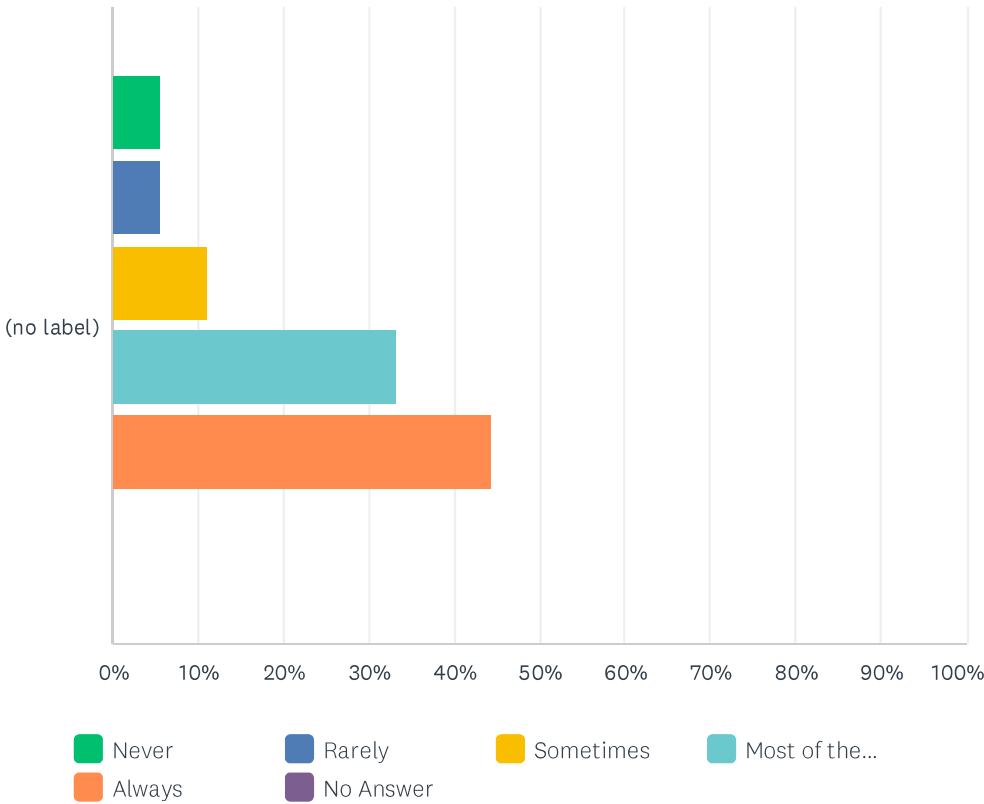
Answered: 19 Skipped: 0



	NEVER	RARELY	SOMETIMES	MOST OF THE TIME	ALWAYS	NO ANSWER	TOTAL	WEIGHTED AVERAGE
(no label)	15.79% 3	5.26% 1	10.53% 2	36.84% 7	31.58% 6	0.00% 0	19	3.63

Q41 I am pleased with the dining experience

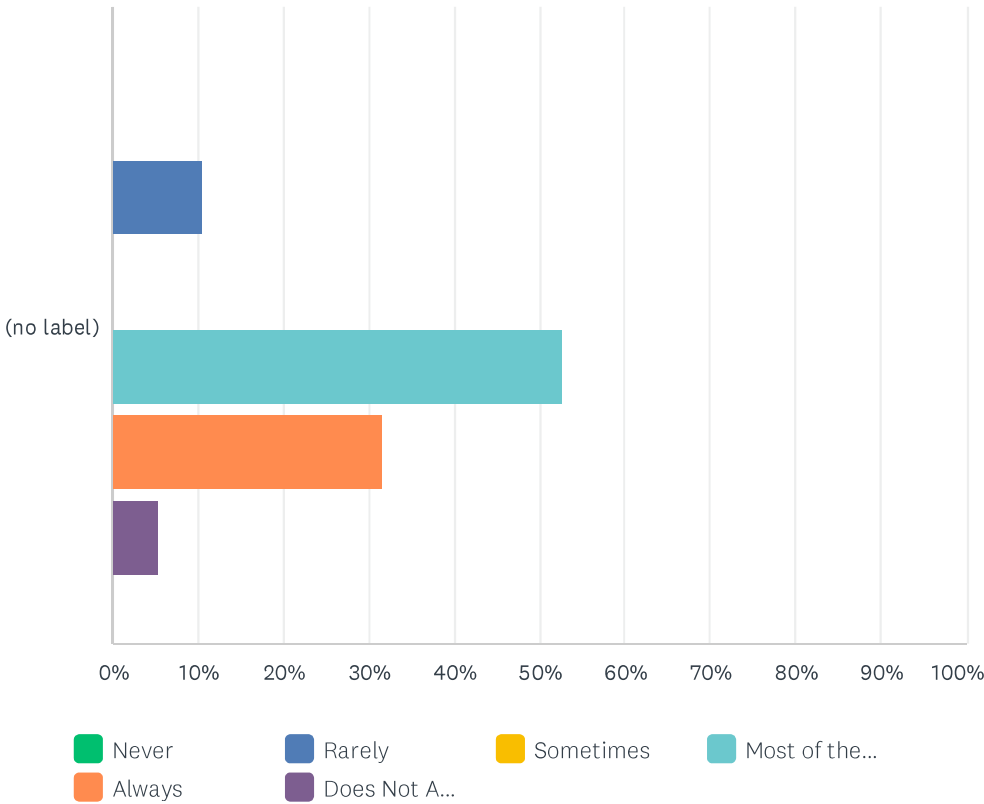
Answered: 18 Skipped: 1



	NEVER	RARELY	SOMETIMES	MOST OF THE TIME	ALWAYS	NO ANSWER	TOTAL	WEIGHTED AVERAGE
(no label)	5.56% 1	5.56% 1	11.11% 2	33.33% 6	44.44% 8	0.00% 0	18	4.06

Q42 How well do the staff listen to you

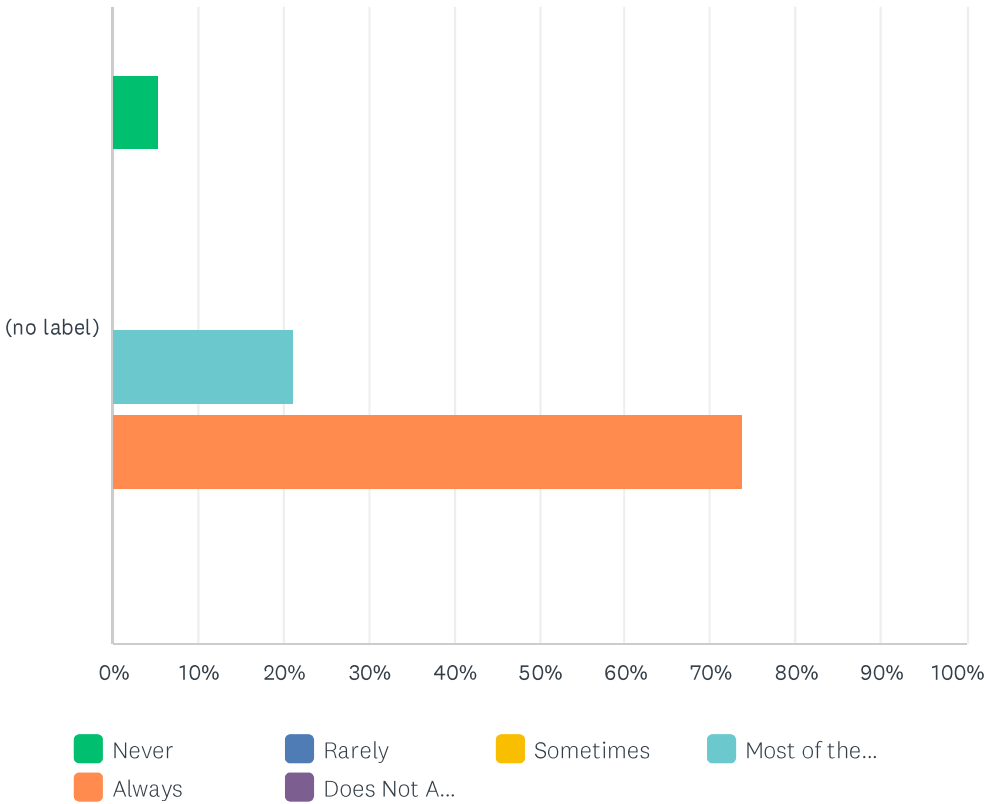
Answered: 19 Skipped: 0



	NEVER	RARELY	SOMETIMES	MOST OF THE TIME	ALWAYS	DOES NOT APPLY TO ME	TOTAL	WEIGHTED AVERAGE
(no label)	0.00% 0	10.53% 2	0.00% 0	52.63% 10	31.58% 6	5.26% 1	19	4.11

Q43 Would you recommend this nursing home to others?

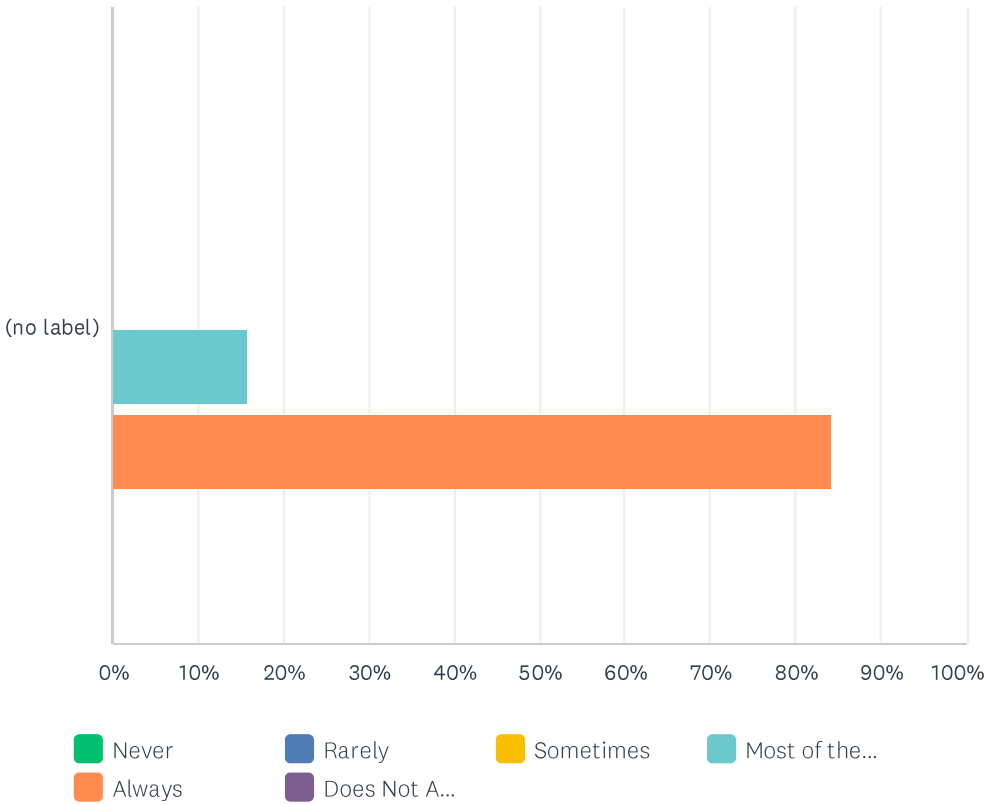
Answered: 19 Skipped: 0



	NEVER	RARELY	SOMETIMES	MOST OF THE TIME	ALWAYS	DOES NOT APPLY TO ME	TOTAL	WEIGHTED AVERAGE
(no label)	5.26% 1	0.00% 0	0.00% 0	21.05% 4	73.68% 14	0.00% 0	19	4.58

Q44 Do you feel safety is important to this home?

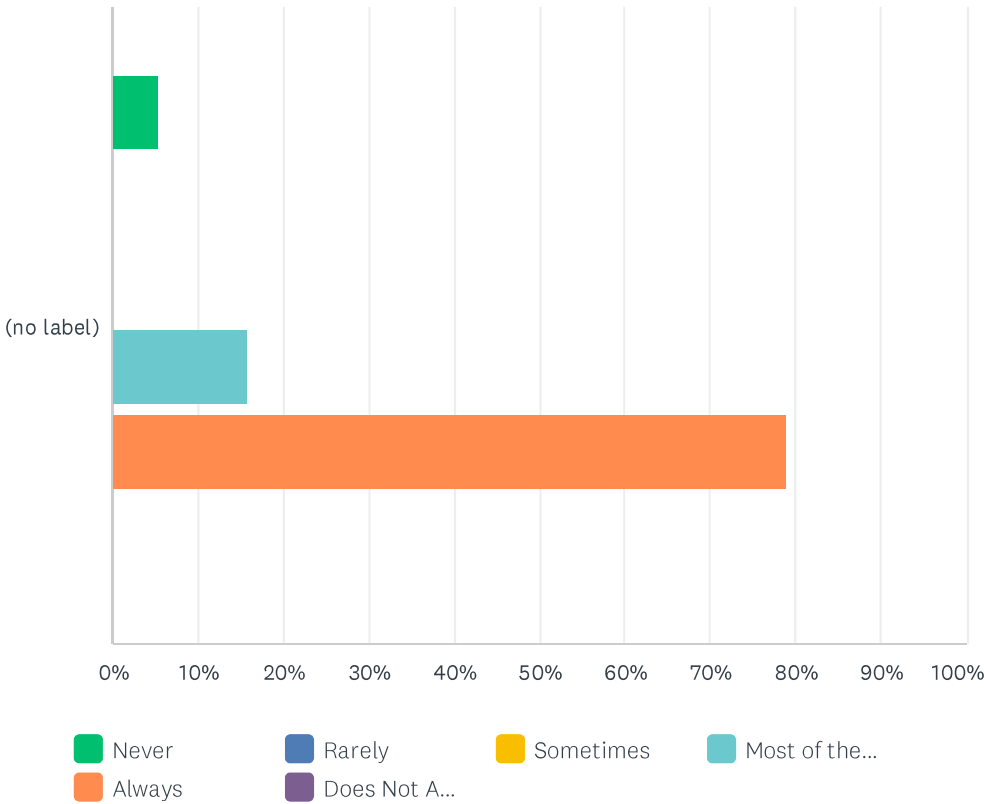
Answered: 19 Skipped: 0



	NEVER	RARELY	SOMETIMES	MOST OF THE TIME	ALWAYS	DOES NOT APPLY TO ME	TOTAL	WEIGHTED AVERAGE
(no label)	0.00% 0	0.00% 0	0.00% 0	15.79% 3	84.21% 16	0.00% 0	19	4.84

Q45 Do you feel safe in this home?

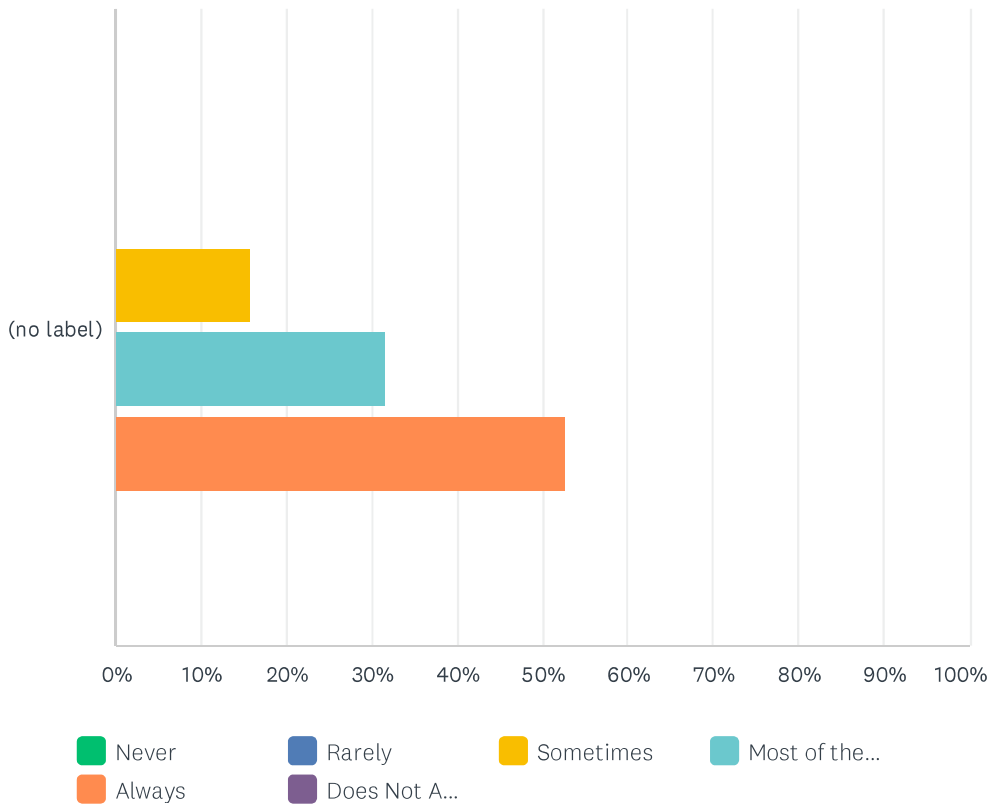
Answered: 19 Skipped: 0



	NEVER	RARELY	SOMETIMES	MOST OF THE TIME	ALWAYS	DOES NOT APPLY TO ME	TOTAL	WEIGHTED AVERAGE
(no label)	5.26% 1	0.00% 0	0.00% 0	15.79% 3	78.95% 15	0.00% 0	19	4.63

Q46 Do you feel calm and happy in this home?

Answered: 19 Skipped: 0



	NEVER	RARELY	SOMETIMES	MOST OF THE TIME	ALWAYS	DOES NOT APPLY TO ME	TOTAL	WEIGHTED AVERAGE
(no label)	0.00% 0	0.00% 0	15.79% 3	31.58% 6	52.63% 10	0.00% 0	19	4.37

Q47 Is there an area we could improve on?

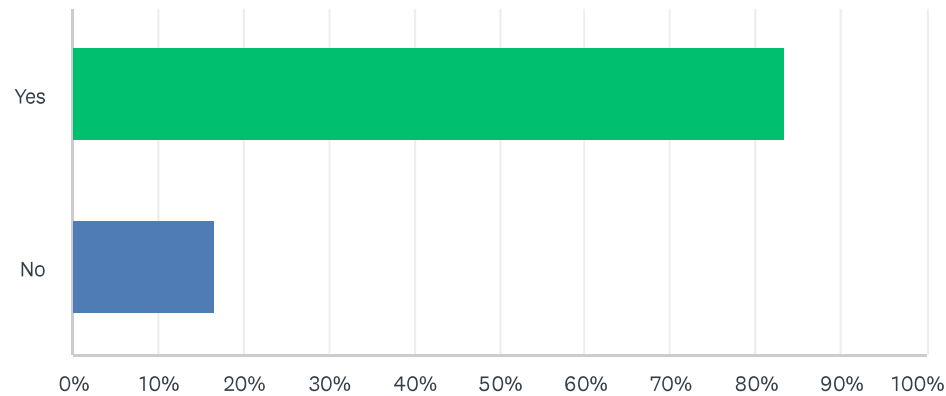
Answered: 12 Skipped: 7

Q48 Please let us know if there are any areas that you feel should be included in this survey

Answered: 7 Skipped: 12

Q49 Does the Product used fit properly, is it comfortable and easy to use?

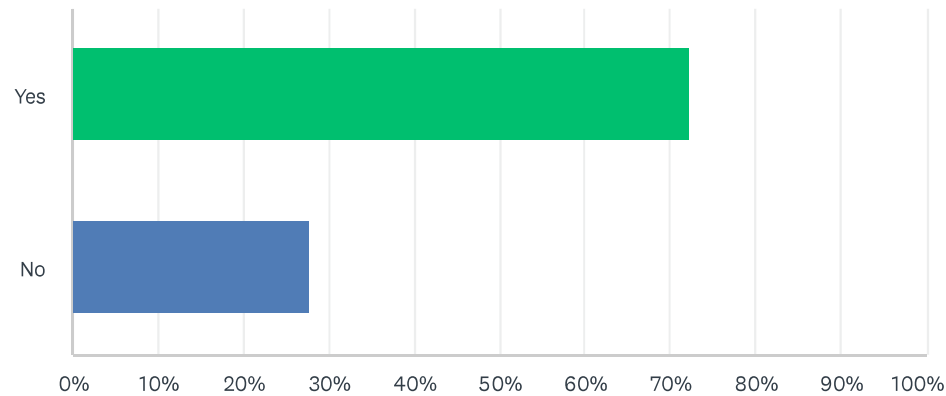
Answered: 18 Skipped: 1



ANSWER CHOICES		RESPONSES	
Yes		83.33%	15
No		16.67%	3
TOTAL			18

Q50 Product is readily available for use?

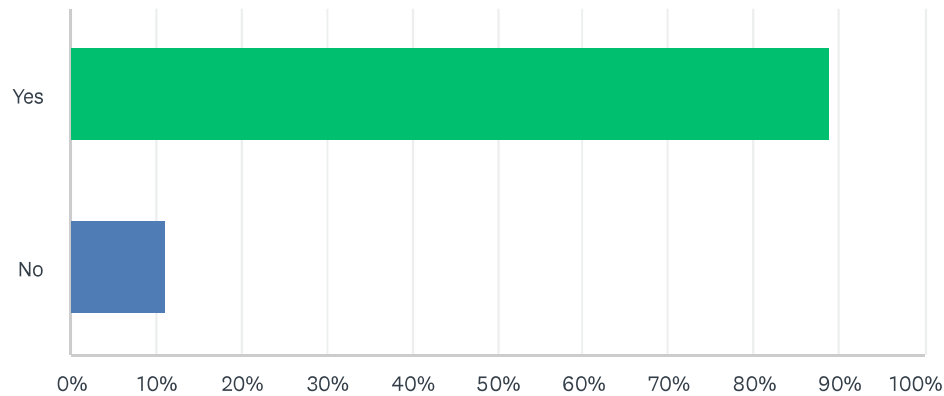
Answered: 18 Skipped: 1



ANSWER CHOICES	RESPONSES	
Yes	72.22%	13
No	27.78%	5
TOTAL		18

Q51 Product is satisfactory for your needs

Answered: 18 Skipped: 1



ANSWER CHOICES	RESPONSES	
Yes	88.89%	16
No	11.11%	2
TOTAL		18