

ACCESS AND FLOW

EFFICIENT

Rate of ED visits for modified list of ambulatory care–sensitive conditions* per 100 long-term care residents.

Last Year's Performance (LY)

8.1

2023/24

8.0

Target

Current Year's Performance (CY)

10.9

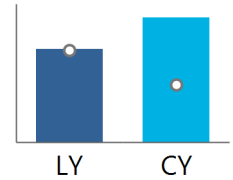
2024/25

5.0

Target

↓ Lower is better

○ Target



LY

CY

EQUITY

EQUITABLE

Last Year's Performance (LY)

Current Year's Performance (CY)

Percentage of staff (executive-level, management, or all) who have completed relevant equity, diversity, inclusion, and anti-racism education

2023/24

Target

CB

2024/25

CB

Target

○ Target



EXPERIENCE

PATIENT-CENTRED

Percentage of residents responding positively to: "What number would you use to rate how well the staff listen to you?"

Last Year's Performance (LY)

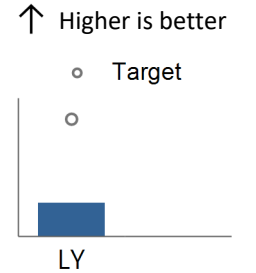
24.1 **85.0**

2023/24 Target

Current Year's Performance (CY)

CB **CB**

2024/25 Target



PATIENT-CENTRED

Percentage of residents who responded positively to the statement: "I can express my opinion without fear of consequences".

Last Year's Performance (LY)

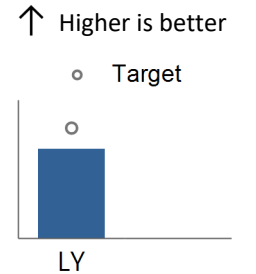
64.6 **80.0**

2023/24 Target

Current Year's Performance (CY)

CB **CB**

2024/25 Target



SAFETY

SAFE

Percentage of LTC home residents who fell in the 30 days leading up to their assessment

Last Year's Performance (LY)

2023/24

Target

7.7

2023/24

6.0

Target

Current Year's Performance (CY)

17.9

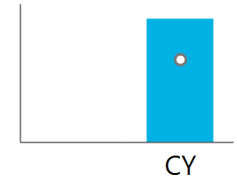
2024/25

12.0

Target

↓ Lower is better

○ Target



SAFE

Percentage of LTC residents without psychosis who were given antipsychotic medication in the 7 days preceding their resident assessment

Last Year's Performance (LY)

7.7

2023/24

6.0

Target

Current Year's Performance (CY)

3.5

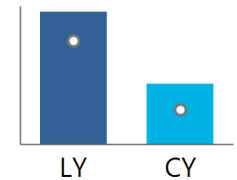
2024/25

2.0

Target

↓ Lower is better

○ Target



LY

CY

